



US00D566218S

(12) **United States Design Patent**
Puterbaugh

(10) **Patent No.:** **US D566,218 S**

(45) **Date of Patent:** **** Apr. 8, 2008**

(54) **HEAVY DUTY CHIPPING AND PUTTING GREEN**

6,669,572 B1 * 12/2003 Barlow 473/160
6,793,586 B2 * 9/2004 Barlow et al. 473/162
D508,971 S * 8/2005 Park D21/792
D509,276 S * 9/2005 Sear D21/792

(76) Inventor: **Brian Puterbaugh**, 10950 Brunson Dr.,
Duluth, GA (US) 30097

* cited by examiner

(**) Term: **14 Years**

Primary Examiner—Mitchell Siegel

(21) Appl. No.: **29/272,556**

(74) *Attorney, Agent, or Firm*—Rodgers & Rodgers

(22) Filed: **Feb. 12, 2007**

(57) **CLAIM**

(51) **LOC (8) Cl.** **21-02**

The ornamental design for an heavy duty chipping and putting green, as shown.

(52) **U.S. Cl.** **D21/792**

(58) **Field of Classification Search** D21/789,
D21/791, 792; 473/157–162, 278–279, 150,
473/218

DESCRIPTION

See application file for complete search history.

FIG. 1 is a prospective view of a heavy duty chipping and putting green showing my new design;

(56) **References Cited**

FIG. 2 is a front elevational view thereof, the rear being a mirror image thereof;

U.S. PATENT DOCUMENTS

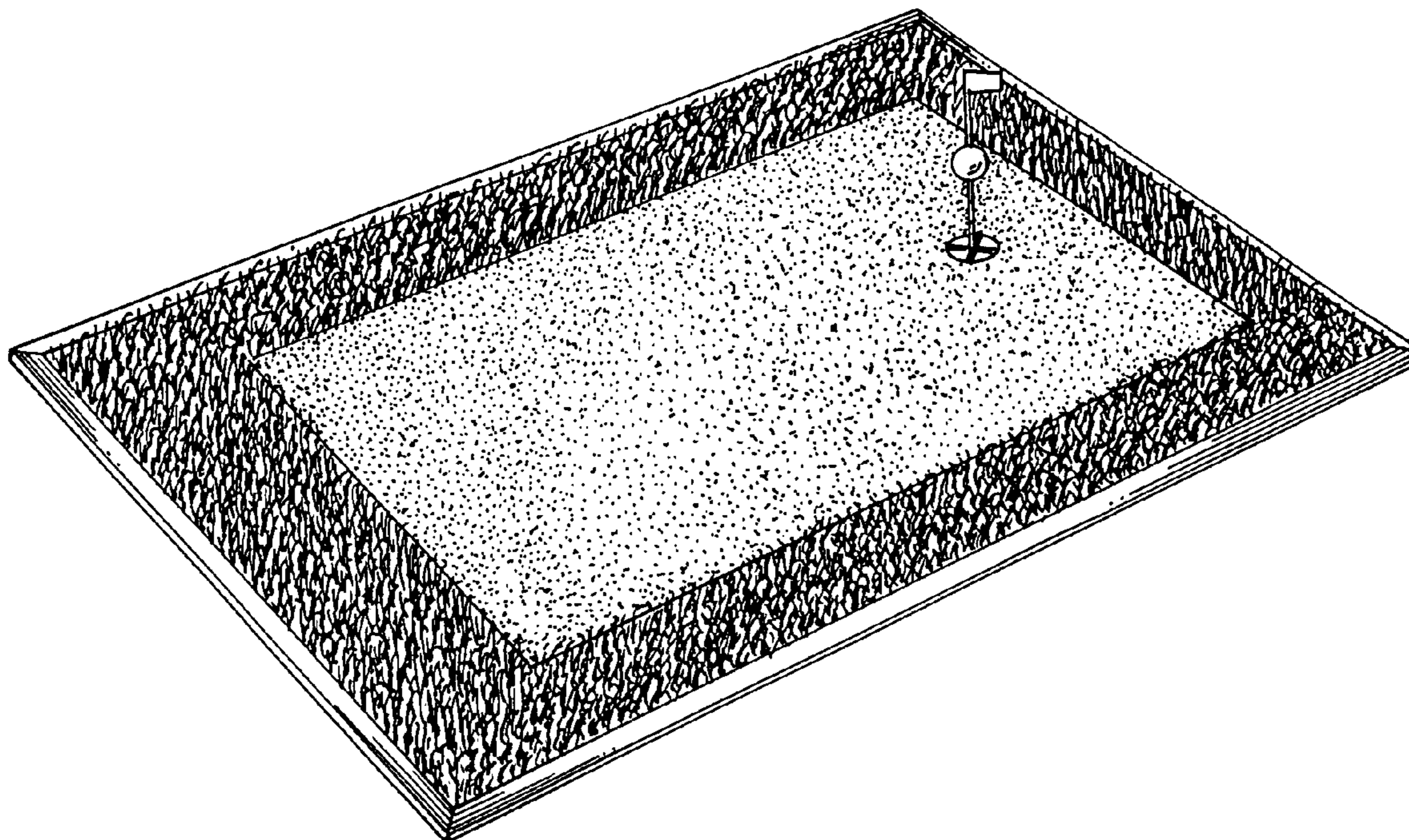
FIG. 3 is a top view thereof;

3,735,988 A * 5/1973 Palmer et al. 473/162
4,244,576 A * 1/1981 Mosier et al. 473/159
D284,494 S * 7/1986 Williamson D21/792
D395,457 S * 6/1998 Tsou D21/792
D443,909 S * 6/2001 Miraflor D21/792
D481,434 S * 10/2003 Fabac D21/792

FIG. 4 is a left side elevational view thereof; the right side being the same in appearance; and,

FIG. 5 is a bottom plan view thereof.

1 Claim, 2 Drawing Sheets



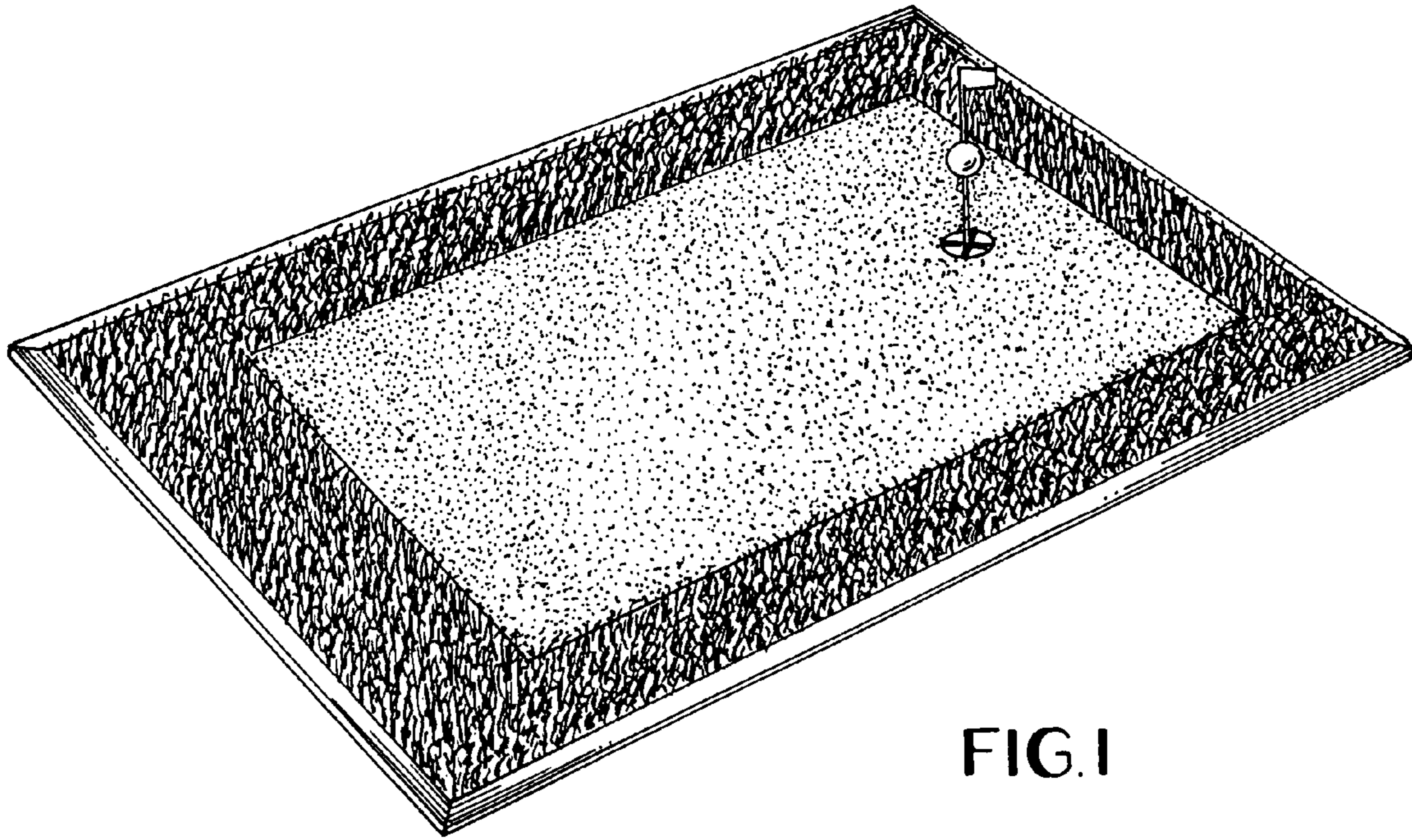


FIG. 1



FIG. 2




FIG. 3

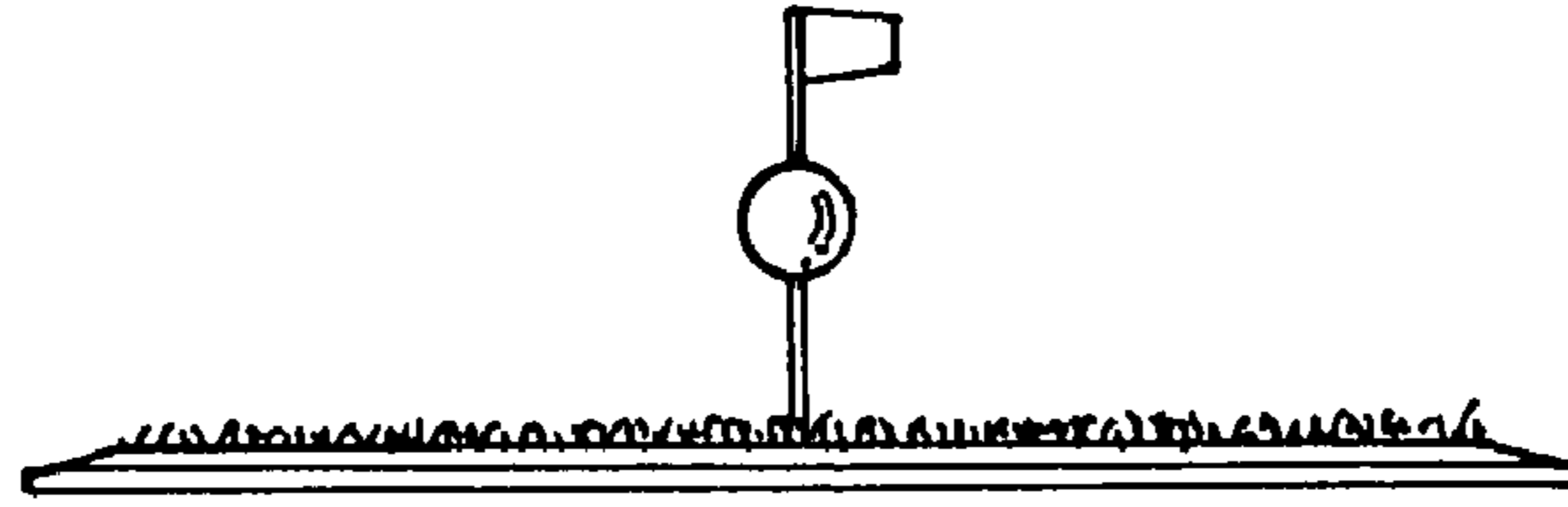


FIG. 4

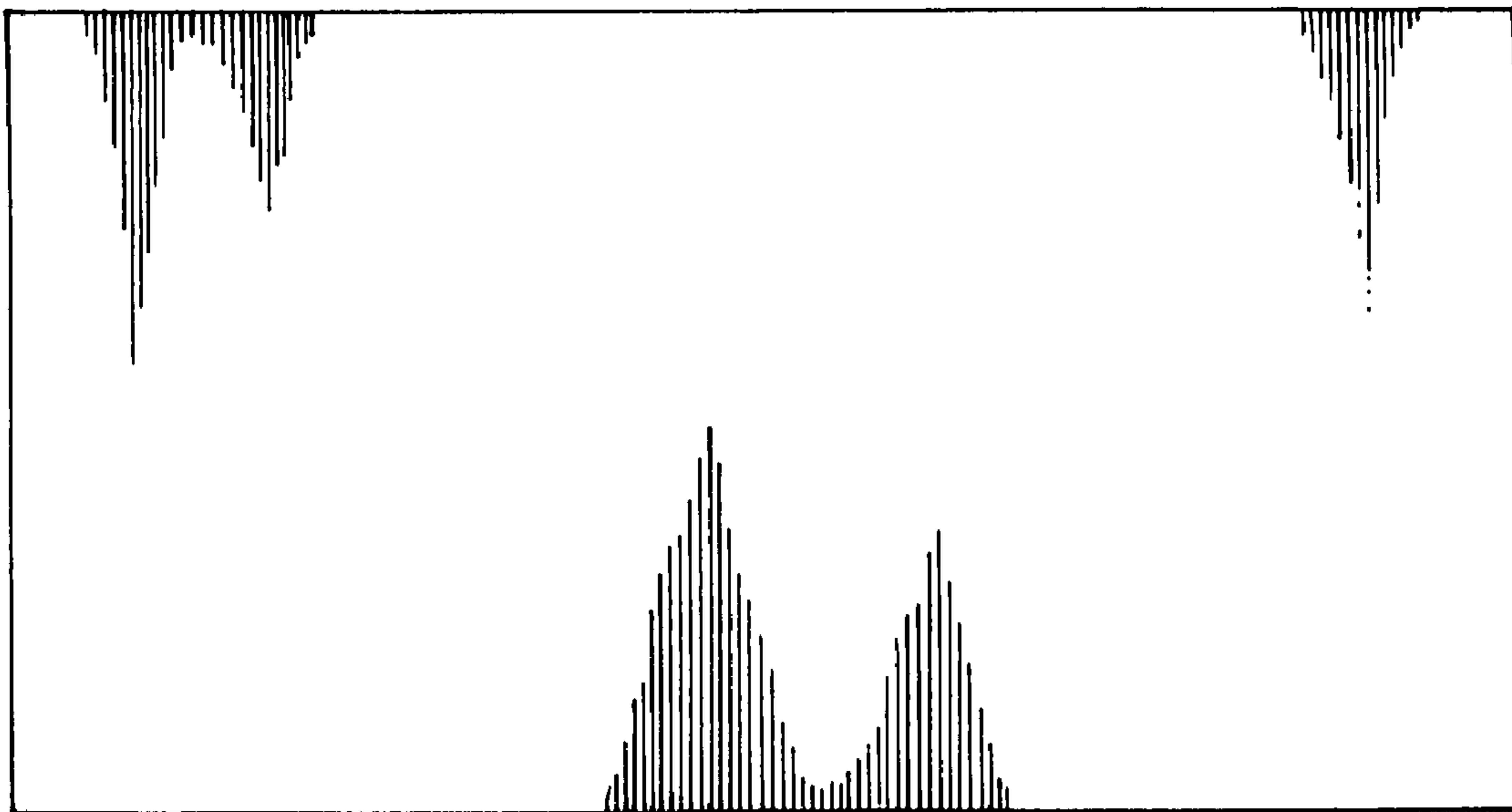


FIG. 5