



US00D566210S

(12) **United States Design Patent**  
**Kim**

(10) **Patent No.:** **US D566,210 S**

(45) **Date of Patent:** **\*\* Apr. 8, 2008**

(54) **EXERCISE APPARATUS**

(76) Inventor: **Hyung J. Kim**, 5555 Merivale Ct.,  
Harrisburg, PA (US) 17112

(\*\*) Term: **14 Years**

(21) Appl. No.: **29/248,499**

(22) Filed: **Aug. 18, 2006**

(51) **LOC (8) Cl.** ..... **21-02**

(52) **U.S. Cl.** ..... **D21/685**

(58) **Field of Classification Search** ..... D21/662,  
D21/685; 482/79, 80, 91, 907; 601/23,  
601/27; D24/192

See application file for complete search history.

(56) **References Cited**

U.S. PATENT DOCUMENTS

5,004,228	A *	4/1991	Powers	.....	482/91
D320,825	S *	10/1991	Scott	.....	D21/662
D373,194	S *	8/1996	Grifka	.....	D24/192
5,595,559	A *	1/1997	Viel	.....	482/91
5,624,359	A *	4/1997	Dean	.....	482/91
D385,040	S *	10/1997	Keselman	.....	D24/192
5,813,954	A *	9/1998	Wilkinson	.....	482/124

5,853,354	A *	12/1998	Kubota	.....	482/80
6,206,807	B1 *	3/2001	Cowans et al.	.....	482/79
6,210,348	B1 *	4/2001	Reed	.....	601/23
6,368,258	B1 *	4/2002	Emlaw	.....	482/124
7,179,206	B2 *	2/2007	Backes et al.	.....	482/80
7,223,212	B2 *	5/2007	DiOrio et al.	.....	482/83

\* cited by examiner

*Primary Examiner*—Philip S. Hyder

(74) *Attorney, Agent, or Firm*—Hooker & Habib, P.C.

(57) **CLAIM**

The ornamental design for an exercise apparatus, as shown and described.

**DESCRIPTION**

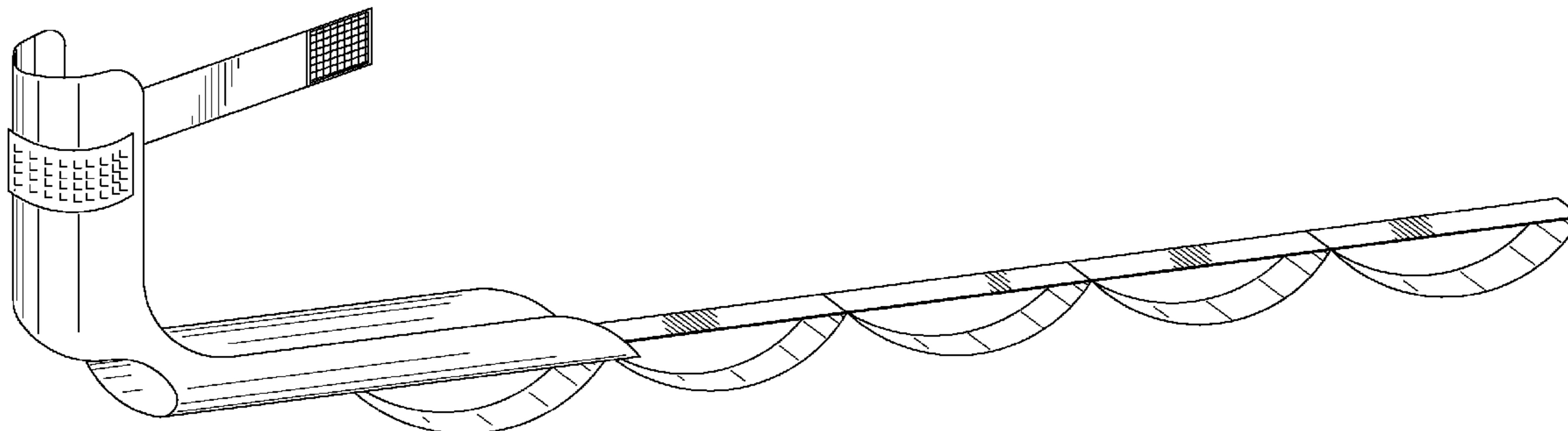
FIG. 1 is first perspective view of an exercise apparatus in accordance with my new design;

FIG. 2 is a second perspective view of the exercise apparatus of FIG. 1;

FIG. 3 is a side view of the exercise apparatus of FIG. 1; and,

FIG. 4 is a top view of the exercise apparatus of FIG. 1.

**1 Claim, 4 Drawing Sheets**



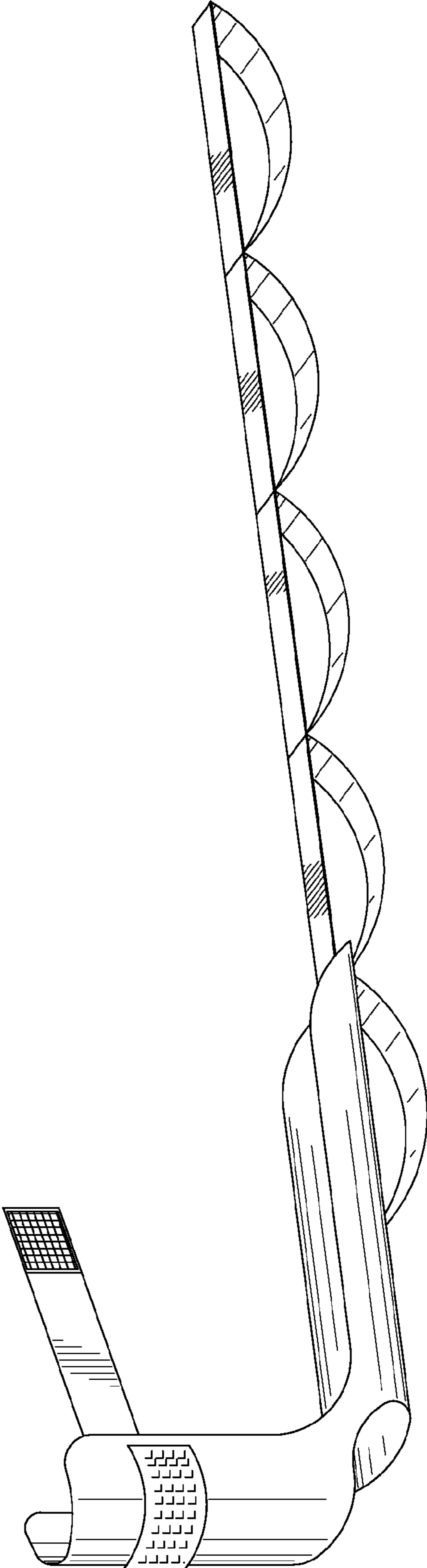
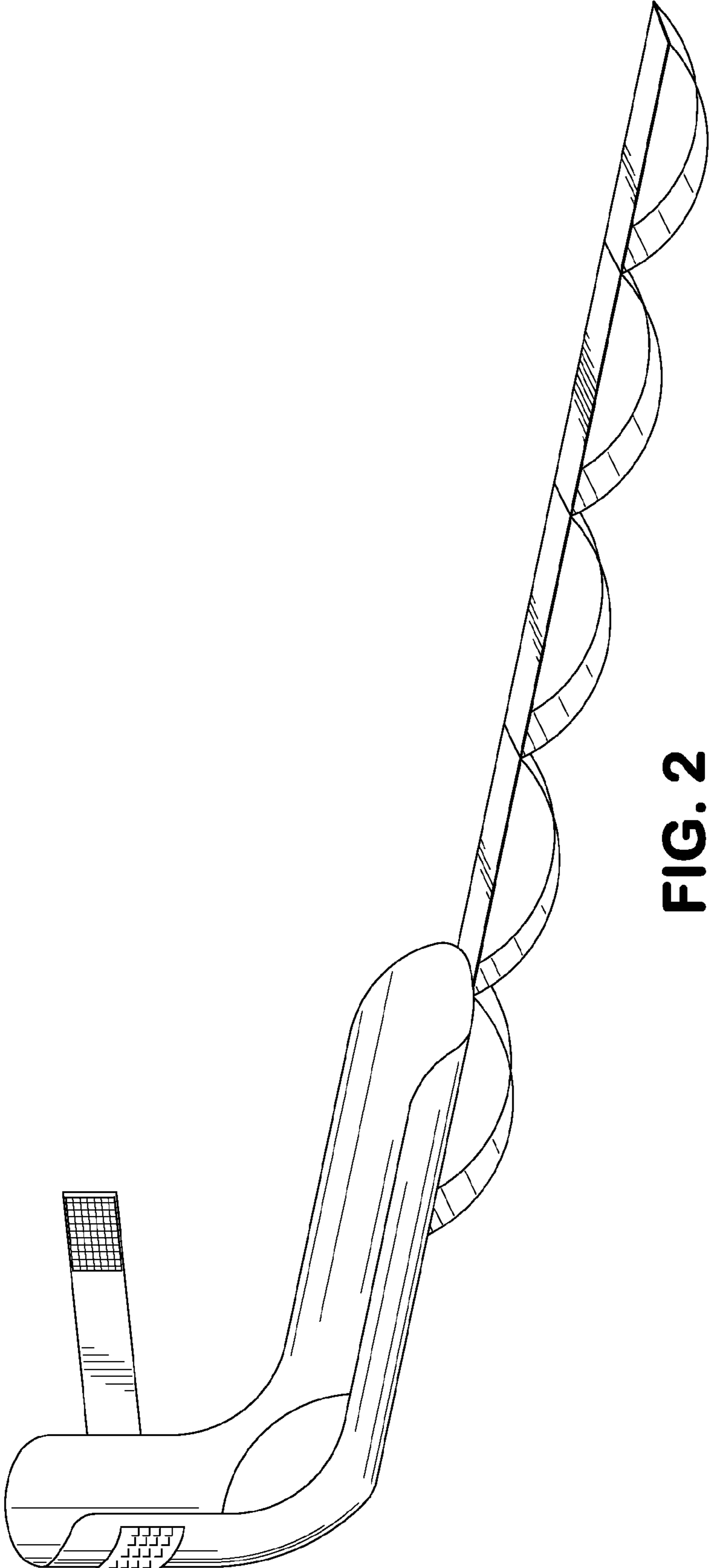
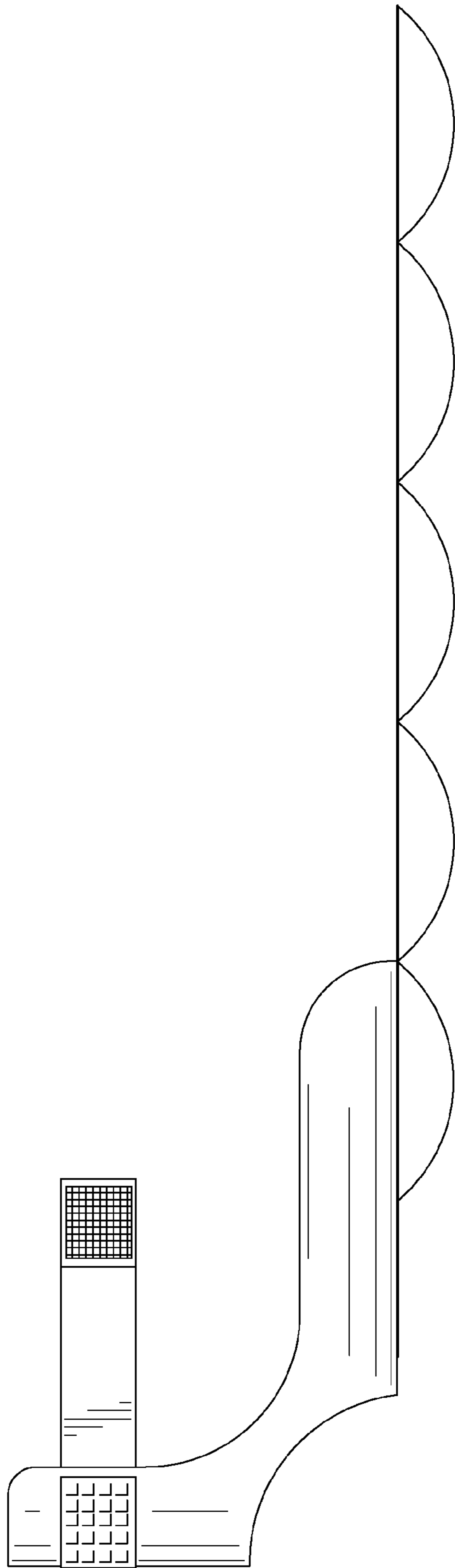


FIG. 1



**FIG. 2**



**FIG. 3**

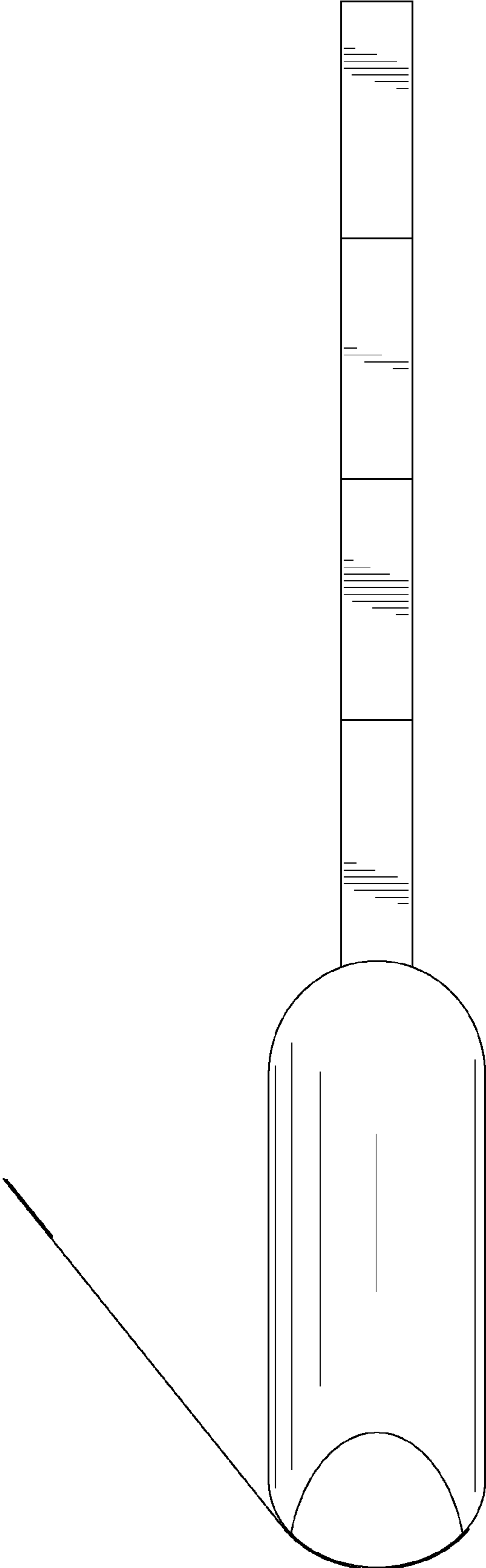


FIG. 4