

US00D566207S

(12) **United States Design Patent**  
**Cao**

(10) **Patent No.:** **US D566,207 S**

(45) **Date of Patent:** **\*\* Apr. 8, 2008**

(54) **WEIGHT PLATE**

(76) **Inventor:** **Guofang Cao**, 2641 Shady Ridge La.,  
Diamond Bar, CA (US) 91765

(\*\*) **Term:** **14 Years**

(21) **Appl. No.:** **29/249,732**

(22) **Filed:** **Oct. 19, 2006**

(51) **LOC (8) Cl.** ..... **21-02**

(52) **U.S. Cl.** ..... **D21/681**

(58) **Field of Classification Search** ..... D21/662,  
D21/680, 681, 682, 683, 684; 482/105, 106,  
482/107, 108

See application file for complete search history.

(56) **References Cited**

**U.S. PATENT DOCUMENTS**

5,853,355	A *	12/1998	Standish	.....	482/106
D406,183	S *	2/1999	Zovich	.....	D21/680
D421,076	S *	2/2000	Lincir	.....	D21/681
D433,721	S *	11/2000	Rojas et al.	.....	D21/681
D434,090	S *	11/2000	Wallace et al.	.....	D21/680
D439,290	S *	3/2001	Rojas et al.	.....	D21/681
D448,005	S *	9/2001	Klein et al.	.....	D13/123

D463,001	S *	9/2002	Buchanan	.....	D21/680
6,702,723	B2 *	3/2004	Landfair	.....	482/93
6,746,380	B2 *	6/2004	Lien et al.	.....	482/106
D516,639	S *	3/2006	Hamilton	.....	D21/681
7,198,591	B2 *	4/2007	Lien	.....	482/106
7,207,929	B2 *	4/2007	Hamilton	.....	482/106

**OTHER PUBLICATIONS**

Troy Interlocking EZ grop barball. Stacca.com websight. Copyright 2006.\*

\* cited by examiner

*Primary Examiner*—Philip S. Hyder

(74) *Attorney, Agent, or Firm*—Jen-Feng Lee

(57) **CLAIM**

The ornamental design for a weight plate, as shown.

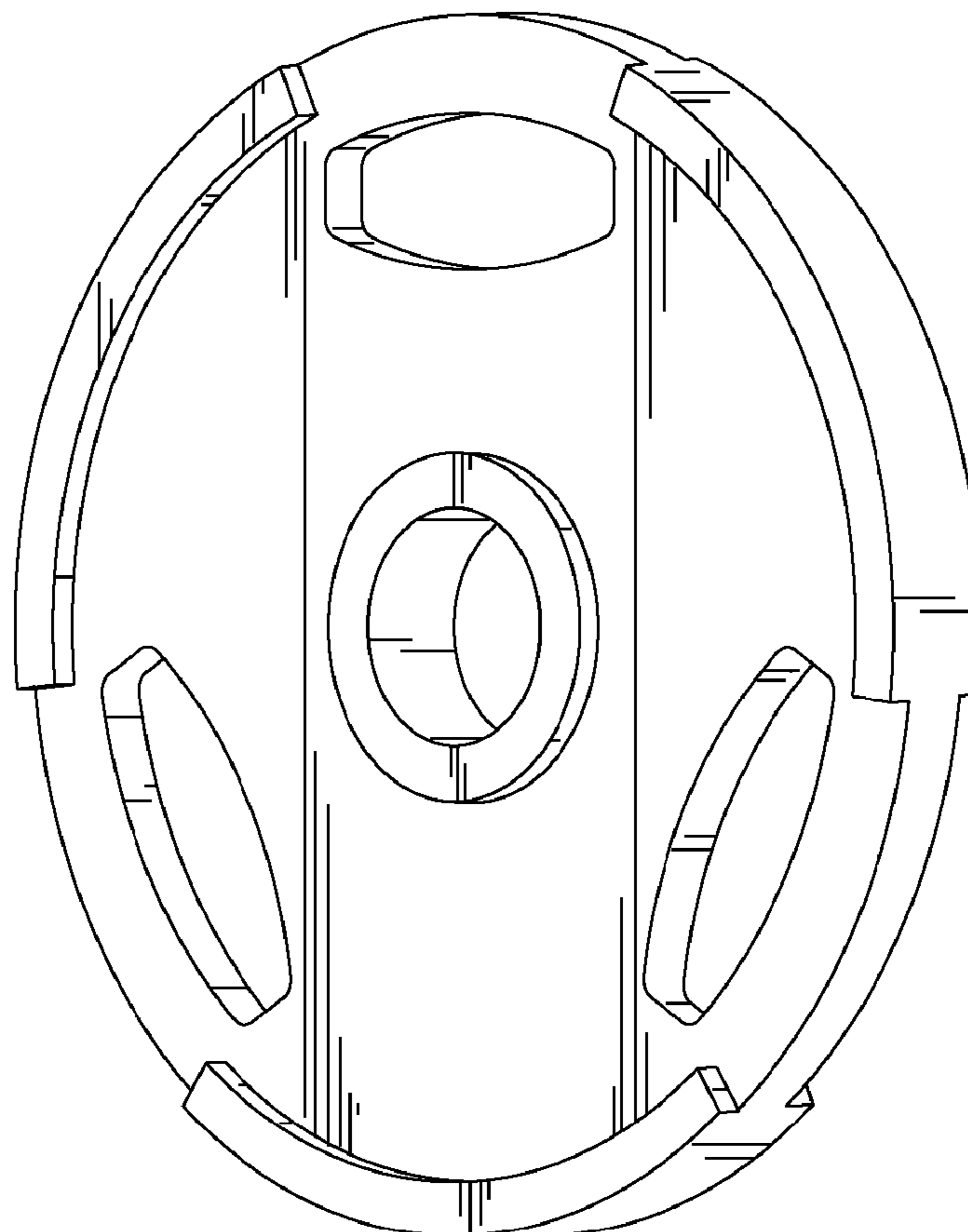
**DESCRIPTION**

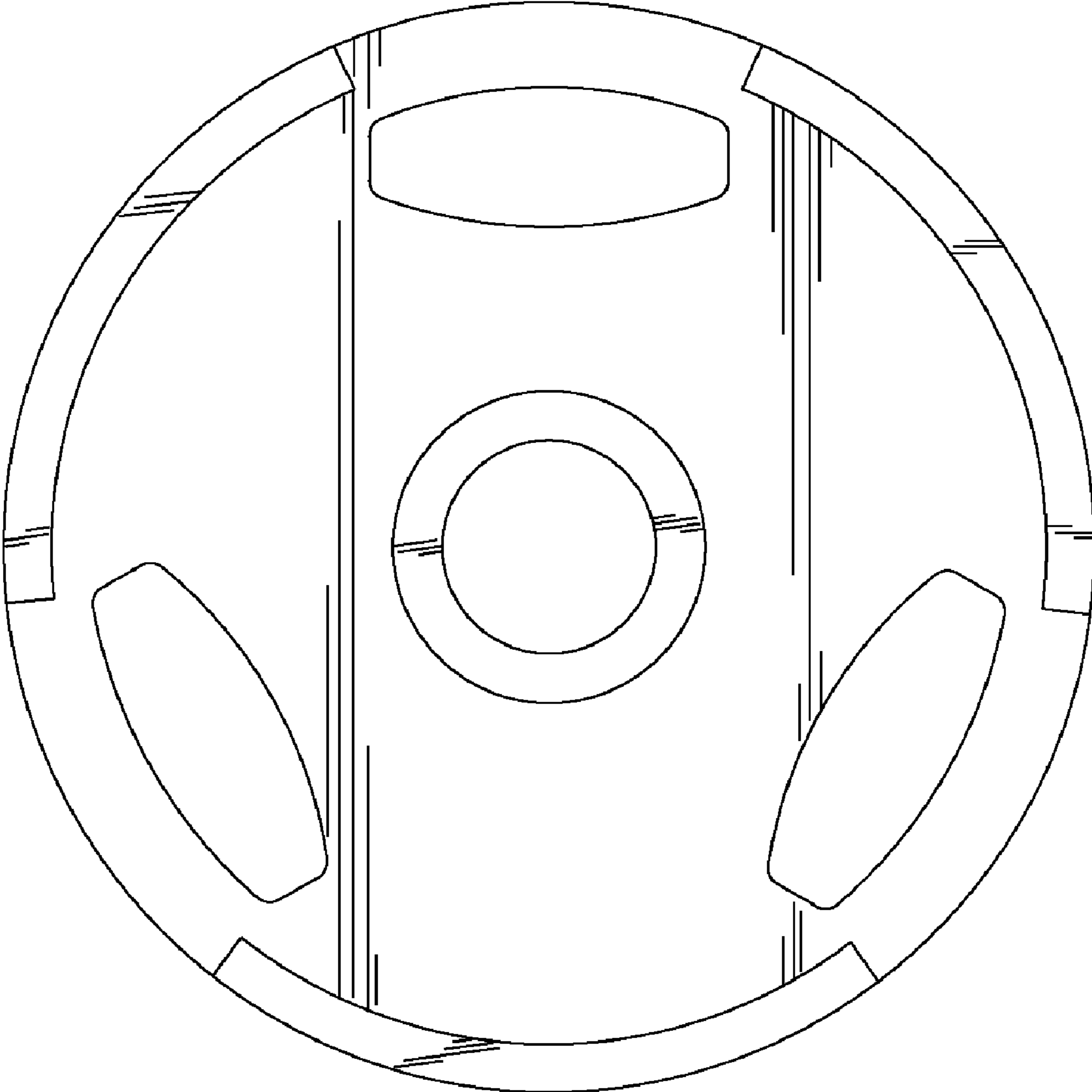
FIG. 1 shows the front elevational view thereof, with the opposite side being a mirror image;

FIG. 2 shows the front perspective view of the weight plate showing my new design; and,

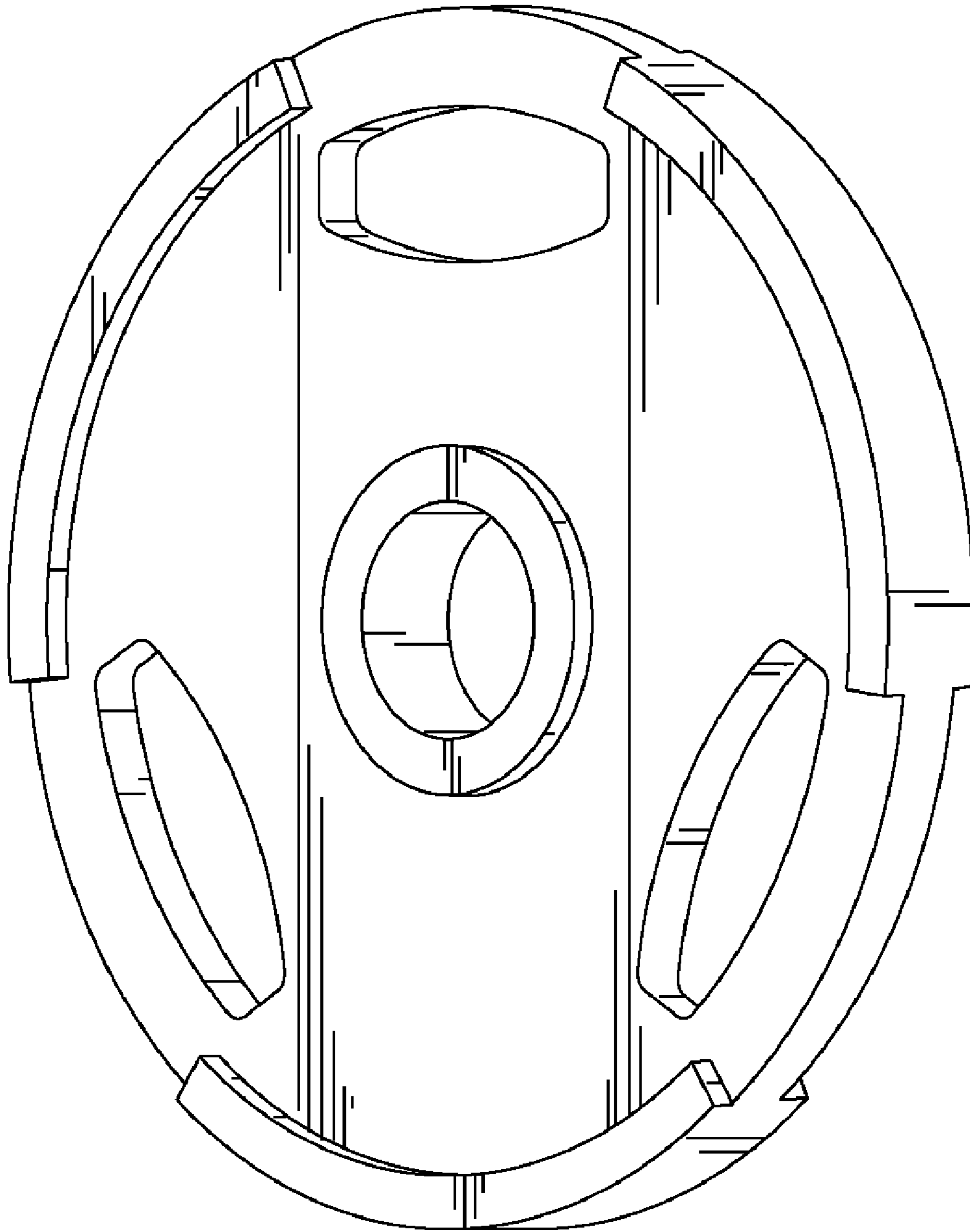
FIG. 3 shows the bottom of the weight plate.

**1 Claim, 3 Drawing Sheets**

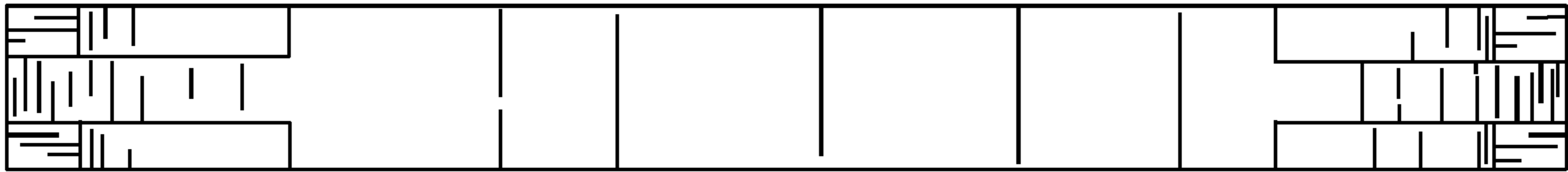




*Figure 1*



*Figure 2*



*Figure 3*