



US00D566206S

(12) **United States Design Patent**  
**Yang**

(10) **Patent No.:** **US D566,206 S**

(45) **Date of Patent:** **\*\* Apr. 8, 2008**

(54) **JUMP ROPE HANDLE**

2007/0129220 A1\* 6/2007 Bardha ..... 482/82

(76) Inventor: **Lien-Chuan Yang**, 11F-1, No. 149,  
Sec. 3, Roosevelt Rd., Taipei (TW)

(\*\*) Term: **14 Years**

(21) Appl. No.: **29/271,146**

(22) Filed: **Jan. 11, 2007**

(51) **LOC (8) Cl.** ..... **21-02**

(52) **U.S. Cl.** ..... **D21/672**

(58) **Field of Classification Search** ..... D21/684,  
D21/662, 672, 333; D14/496; D10/57; 482/82,  
482/89, 81, 148, 7, 8

See application file for complete search history.

(56) **References Cited**

**U.S. PATENT DOCUMENTS**

D263,326 S *	3/1982	Cooper	.....	D21/672
4,801,137 A *	1/1989	Douglass	.....	482/82
5,314,393 A *	5/1994	Rubin et al.	.....	482/82
D418,557 S *	1/2000	Cousins	.....	D21/672
6,409,636 B1 *	6/2002	Risso et al.	.....	482/82
6,551,222 B1 *	4/2003	Beaver	.....	482/82
6,752,746 B1 *	6/2004	Winkler et al.	.....	482/82
D499,153 S *	11/2004	Kuo	.....	D21/672
2005/0054483 A1 *	3/2005	Peng et al.	.....	482/4

**OTHER PUBLICATIONS**

1 Sheet printout from google image search for Digital Jump Rope.\*  
1 Sheet printout from google image search for Counting Jump  
Rope.\*

\* cited by examiner

*Primary Examiner*—Philip S. Hyder

(74) *Attorney, Agent, or Firm*—Bacon & Thomas, PLLC

(57) **CLAIM**

The ornamental design for the jump rope handle, as shown  
and described.

**DESCRIPTION**

FIG. 1 is a perspective view of the jump rope handle  
showing the new design;

FIG. 2 is a front view of the new design;

FIG. 3 is a rear view of the new design;

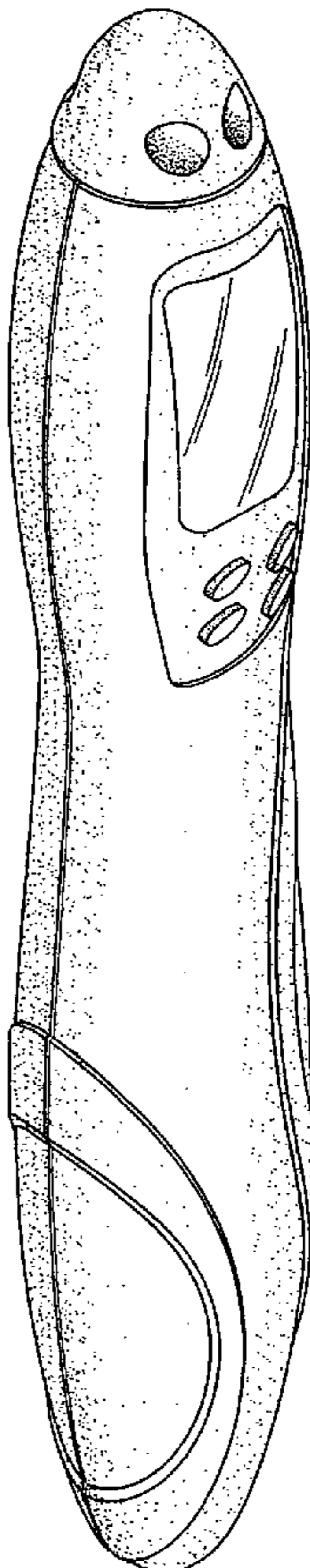
FIG. 4 is a left view of the new design;

FIG. 5 is a right view of the new design;

FIG. 6 is a top view of the new design; and,

FIG. 7 is a bottom view of the new design.

**1 Claim, 4 Drawing Sheets**



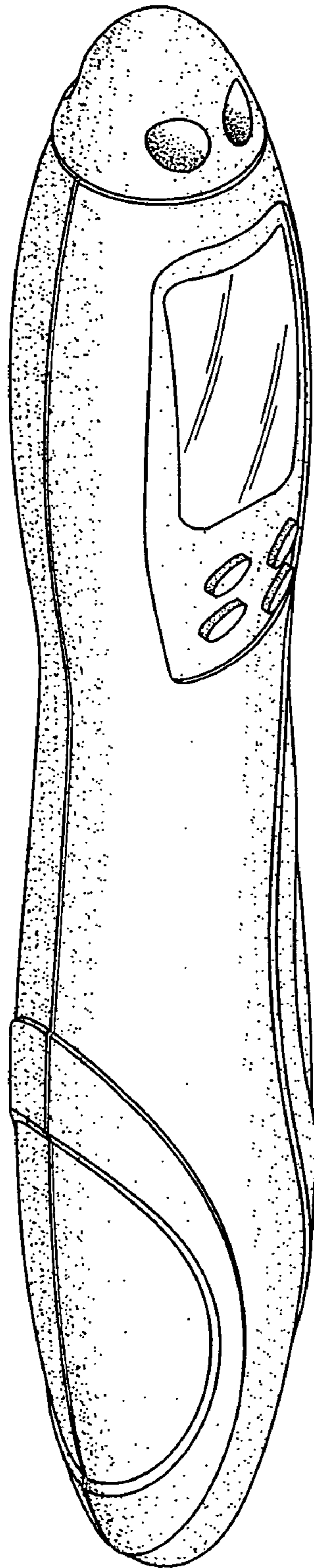


Fig. 1

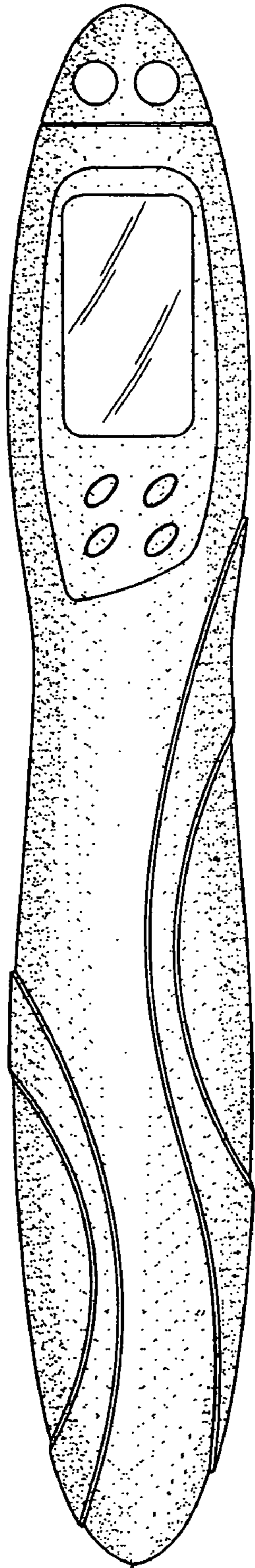


Fig. 2

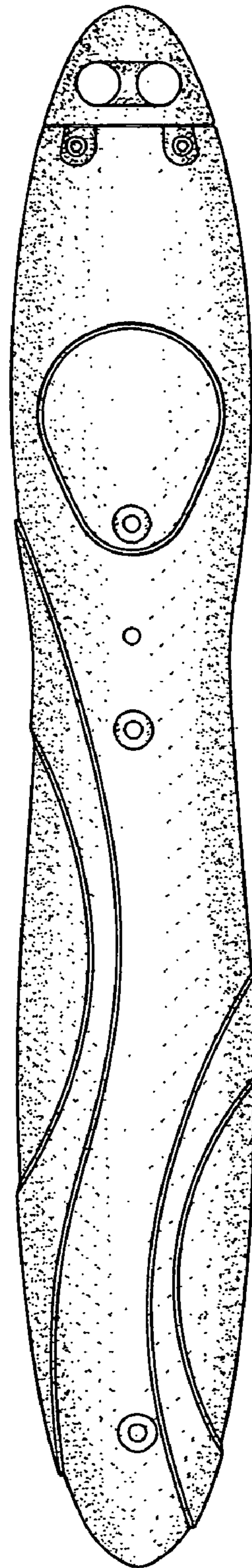


Fig. 3

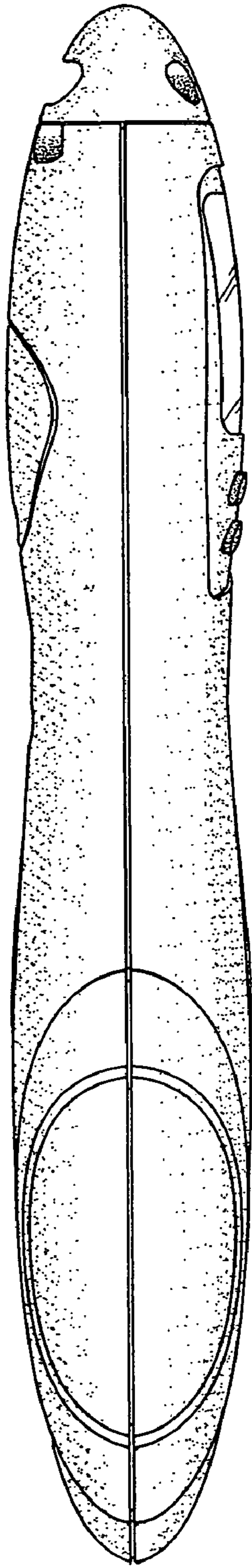


Fig. 4

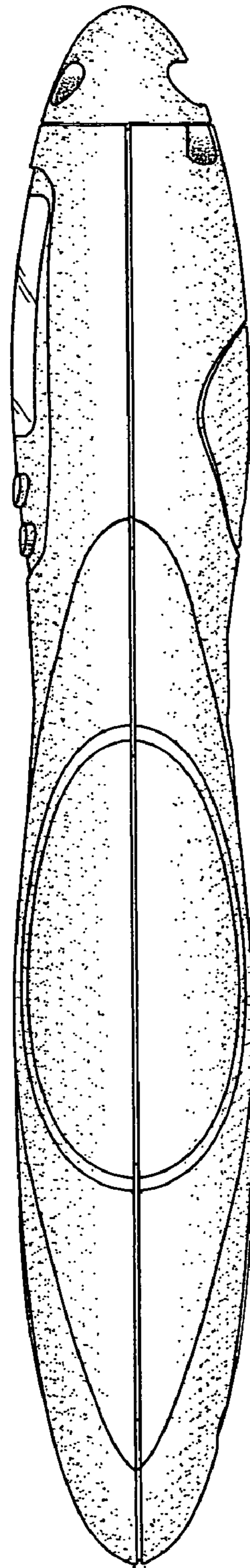


Fig. 5

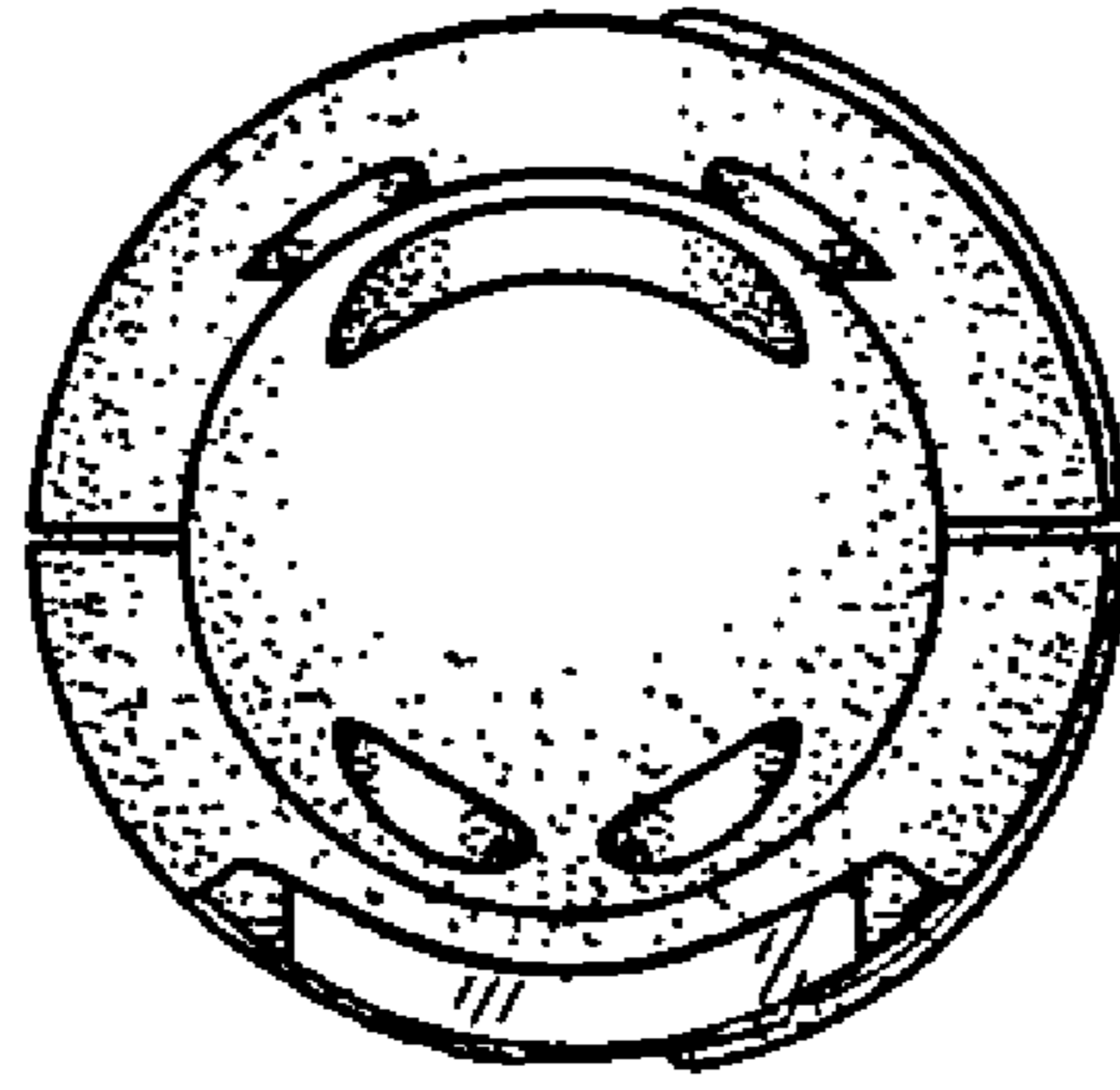


Fig. 6

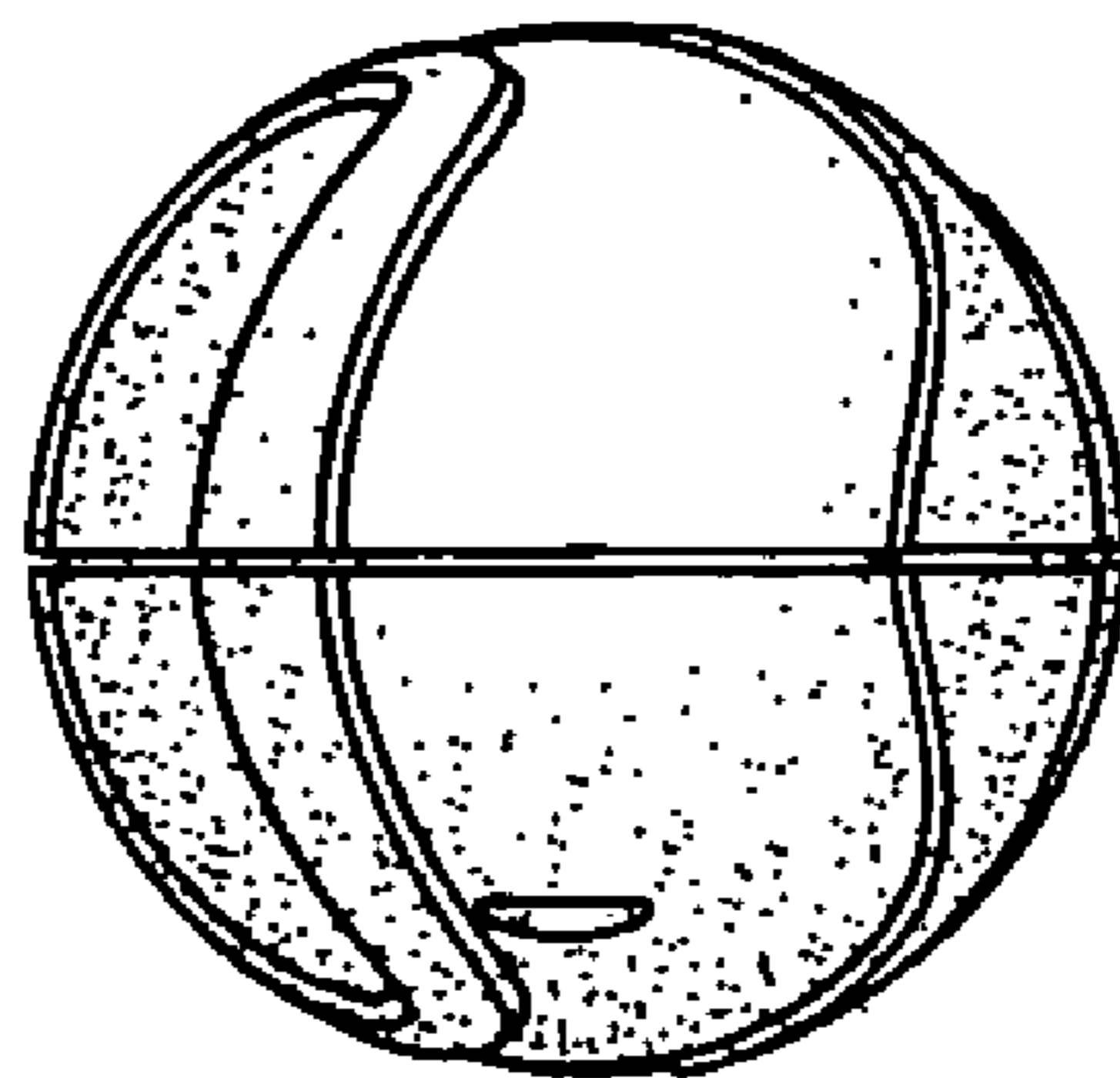


Fig. 7