



US00D566176S

(12) **United States Design Patent**
Rolion et al.

(10) **Patent No.:** **US D566,176 S**
(45) **Date of Patent:** **** Apr. 8, 2008**

(54) **WRITING INSTRUMENT**

(75) Inventors: **Franck Rolion**, Belloy-en-France (FR);
Franck Vadenne, Bezons (FR)

(73) Assignee: **Societe BIC**, Clichy (FR)

(**) Term: **14 Years**

(21) Appl. No.: **29/266,370**

(22) Filed: **Sep. 19, 2006**

(30) **Foreign Application Priority Data**

Mar. 20, 2006 (EM) 000498035-0001

(51) **LOC (8) Cl.** **19-06**

(52) **U.S. Cl.** **D19/46**

(58) **Field of Classification Search** D19/35,
D19/36, 41-51, 53-57; 24/11 R, 11 F, 11 P;
401/52, 99, 100, 104-109, 192, 195, 196
See application file for complete search history.

(56) **References Cited**

U.S. PATENT DOCUMENTS

- D31,670 S * 10/1899 Oberbeck D19/50
- D216,844 S * 3/1970 Shimada D19/49
- D345,991 S * 4/1994 Tzong-Taur D19/36
- D346,401 S * 4/1994 Sakuno D19/48
- D375,124 S * 10/1996 Kuo D19/50
- D385,914 S * 11/1997 Shimizu D19/48
- D404,428 S * 1/1999 Takahashi D19/49

- D404,763 S * 1/1999 Shimizu D19/47
- D421,772 S * 3/2000 Maruyama D19/51
- 6,394,680 B1 * 5/2002 Poghosyan et al. 401/195

FOREIGN PATENT DOCUMENTS

FR DM/051882 * 2/2000

* cited by examiner

Primary Examiner—Elizabeth A. Albert

(74) *Attorney, Agent, or Firm*—The H.T. Than Law Group

(57) **CLAIM**

The ornamental design for a writing instrument, as shown and described.

DESCRIPTION

FIG. 1 is a front, right perspective view of a writing instrument showing our new design;

FIG. 2 is a front elevational view thereof;

FIG. 3 is a right side elevational view thereof;

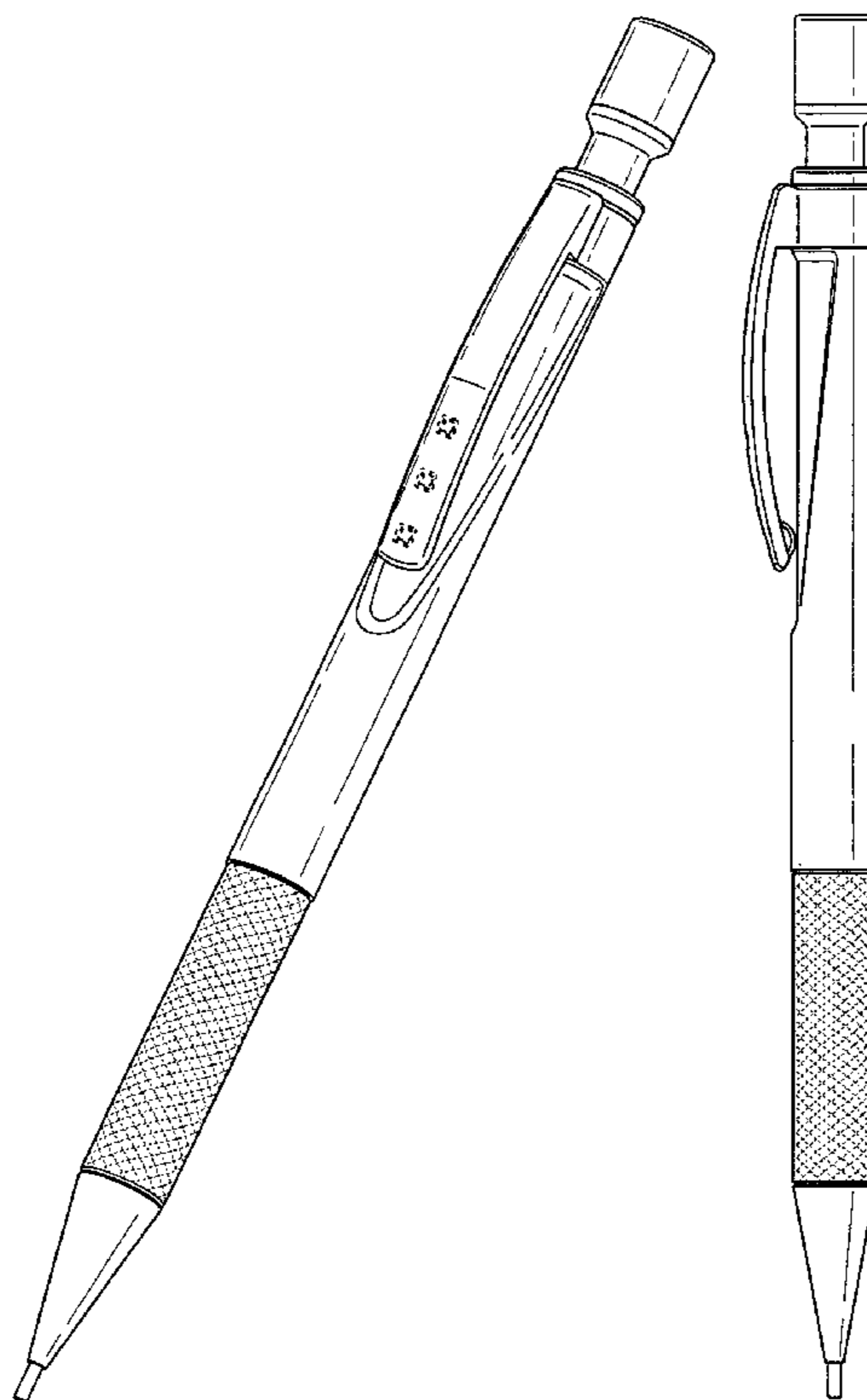
FIG. 4 is a back elevational view thereof;

FIG. 5 is an enlarged bottom plan view thereof; and,

FIG. 6 is an enlarged top plan view thereof.

The three small squares on the end of the clip and the crisscross pattern on the grip in broken lines are shown for environmental and illustrative purposes only and form no part of the claimed design.

1 Claim, 5 Drawing Sheets



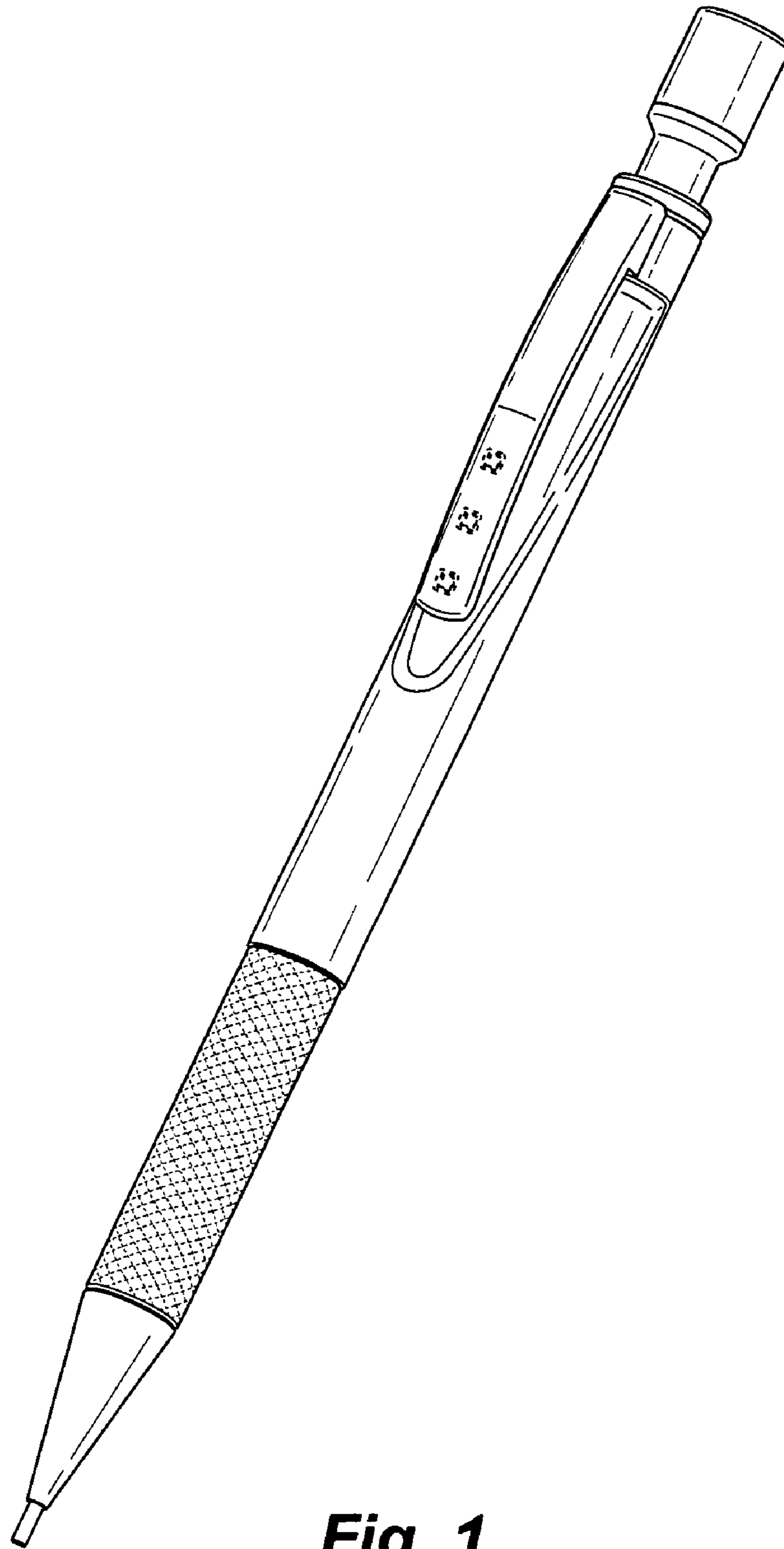


Fig. 1



Fig. 2

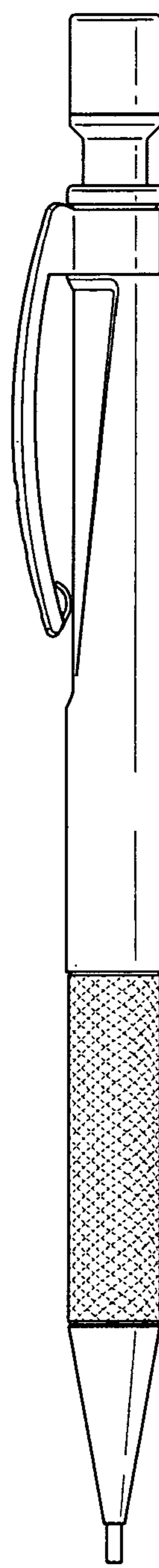


Fig. 3




Fig. 4

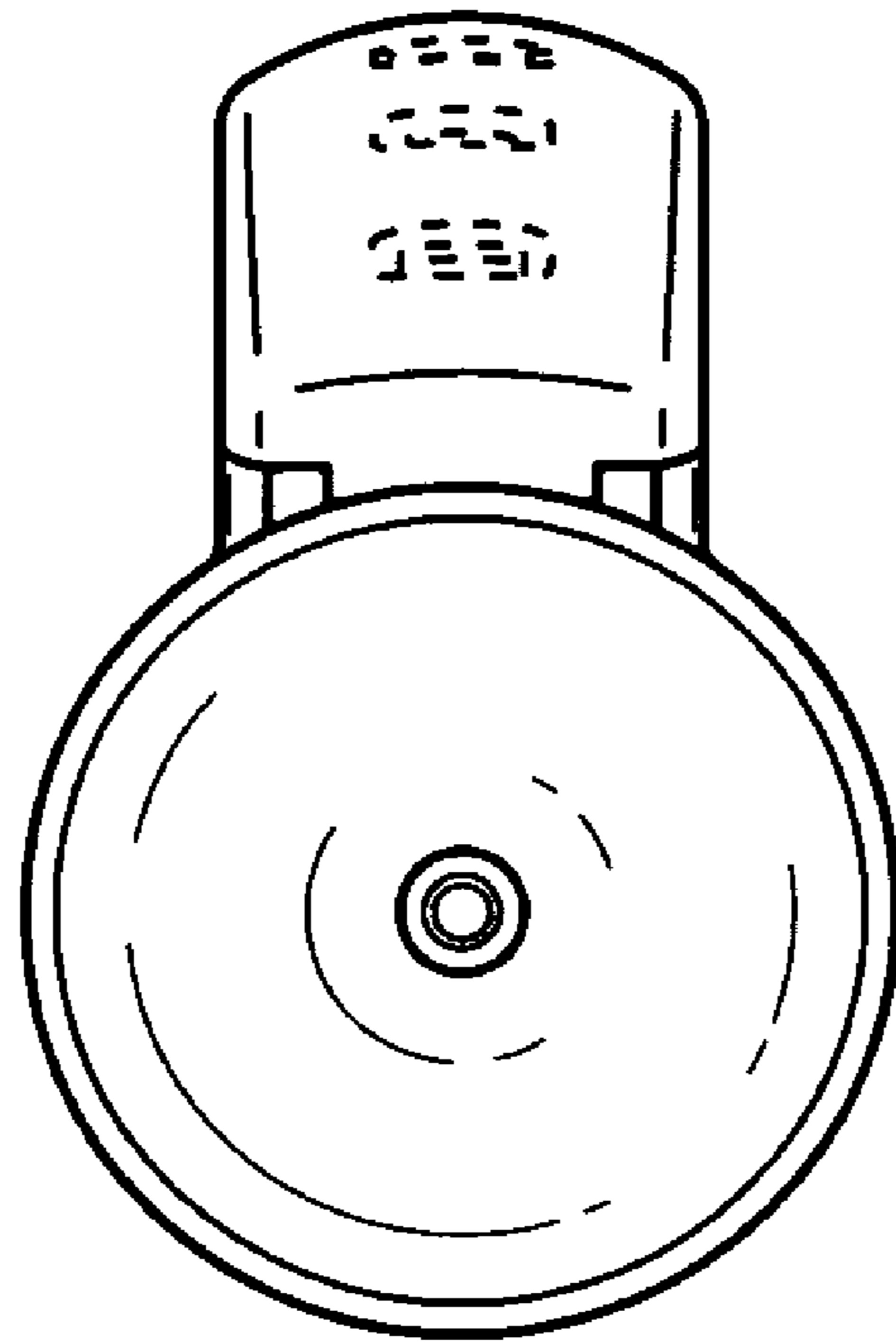


Fig. 5

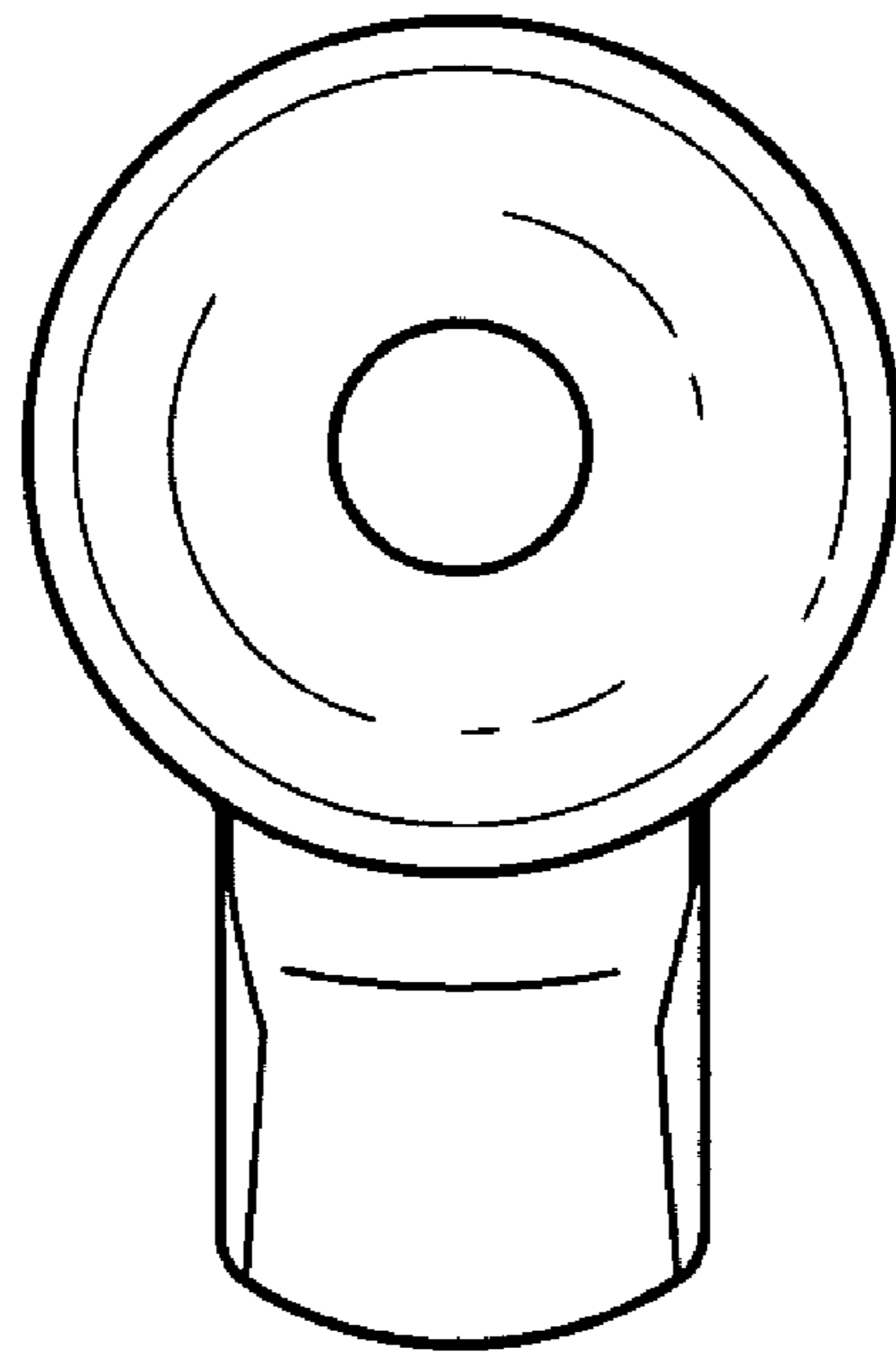


Fig. 6