

US00D566175S

(12) **United States Design Patent**
Qiu et al.

(10) **Patent No.:** **US D566,175 S**

(45) **Date of Patent:** **** Apr. 8, 2008**

(54) **PEN**

D530,373 S * 10/2006 Cetera D19/43
D534,213 S * 12/2006 Hageman et al. D19/47
D548,789 S * 8/2007 Ternovits D19/51

(75) Inventors: **Zhiming Qiu**, Zhejiang (CN);
Chunmiao Ke, Zhejiang (CN)

OTHER PUBLICATIONS

(73) Assignee: **Beifa Group Co., Ltd.**, Ningbo (CN)

Qiu, Z., et al., U.S. Appl. No. 29/249,782, filed Oct. 20, 2006.

(**) Term: **14 Years**

* cited by examiner

(21) Appl. No.: **29/249,933**

Primary Examiner—Elizabeth A. Albert

(22) Filed: **Oct. 26, 2006**

(74) *Attorney, Agent, or Firm*—Christensen O'Connor Johnson Kindness PLLC

(30) **Foreign Application Priority Data**

(57) **CLAIM**

Apr. 26, 2006 (CN) 2006 3 0153383

The ornamental design for a pen, as shown and described.

(51) **LOC (8) Cl.** **19-06**

DESCRIPTION

(52) **U.S. Cl.** **D19/44**

(58) **Field of Classification Search** D19/35,
D19/36, 41–51, 53–57; 24/11 R, 11 F, 11 P;
401/52, 99, 100, 104–109, 192, 195, 196
See application file for complete search history.

FIG. 1 is a front left perspective view of a pen showing our new design;

FIG. 2 is a rear right perspective view of the pen shown in FIG. 1 with the pen cap removed and placed on the opposite end of the pen;

(56) **References Cited**

U.S. PATENT DOCUMENTS

D286,547 S * 11/1986 Koizumi et al. D19/51
D366,901 S * 2/1996 Takahashi D19/51
D376,817 S * 12/1996 Boix Gacia D19/51
D404,426 S 1/1999 Takanashi
D405,826 S * 2/1999 Worther D19/49
D409,241 S * 5/1999 Melnick D19/36
D409,656 S * 5/1999 Melnick D19/36
D449,649 S * 10/2001 Takanashi D19/43
D475,088 S * 5/2003 Cetera D19/57
D500,338 S * 12/2004 Kommer D19/43

FIG. 3 is a left side elevation view of the pen shown in FIG. 1;

FIG. 4 is a top plan view thereof;

FIG. 5 is a front elevation view thereof;

FIG. 6 is a right side elevation view thereof;

FIG. 7 is a bottom plan view thereof;

FIG. 8 is a rear elevation view thereof; and,

FIG. 9 is an exploded perspective view thereof.

1 Claim, 4 Drawing Sheets

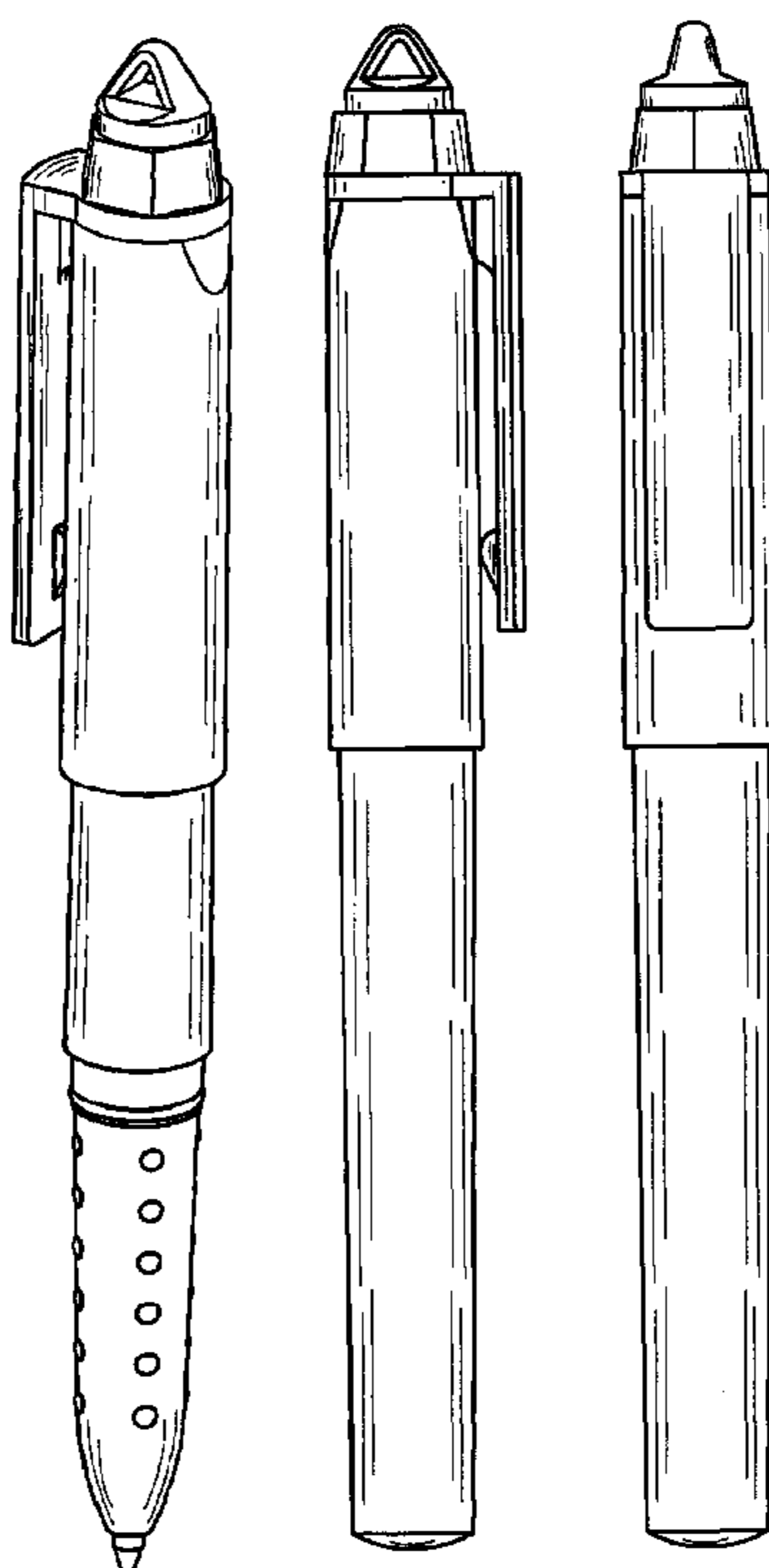


Fig.1.

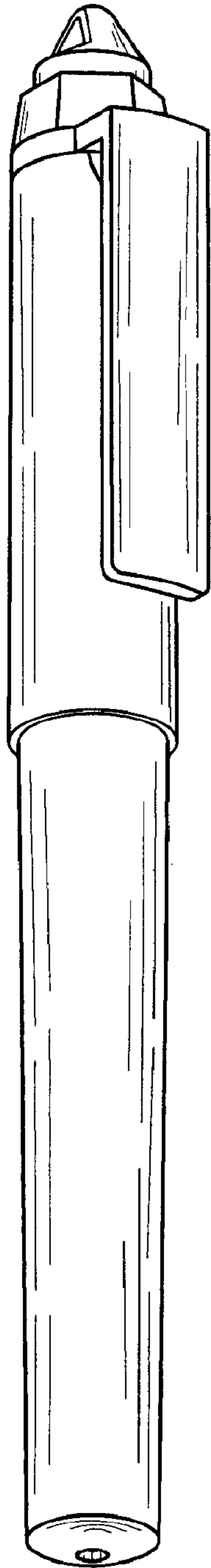
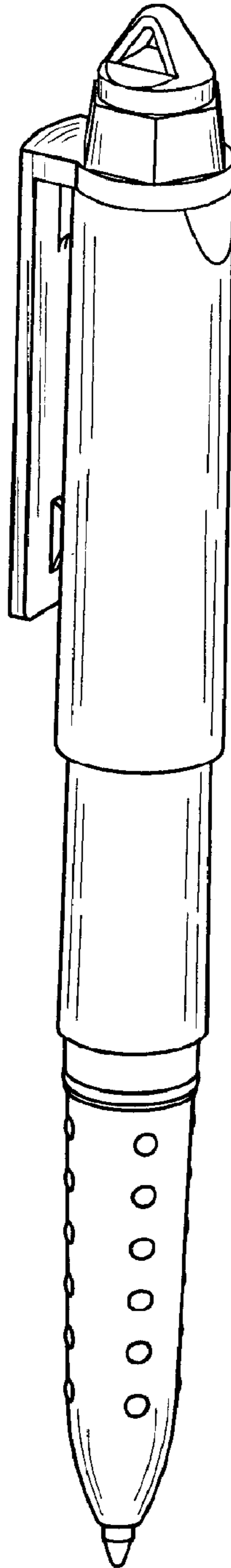


Fig.2.



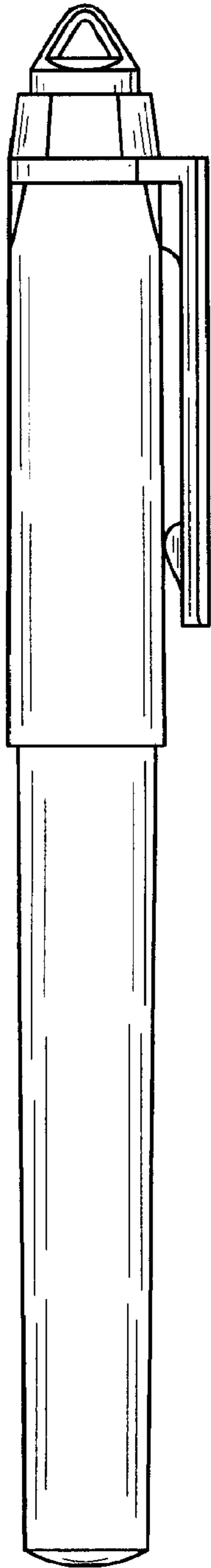


Fig. 3.




Fig. 4.

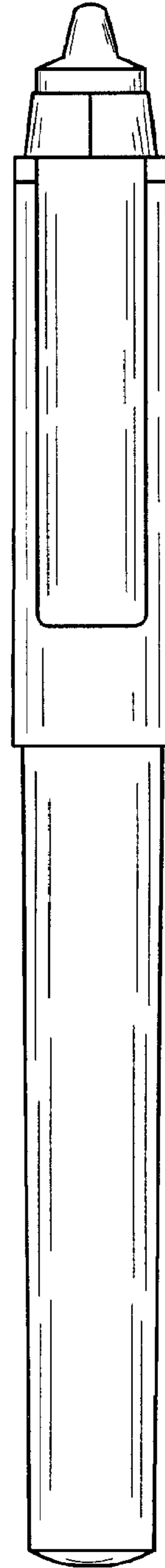


Fig. 5.

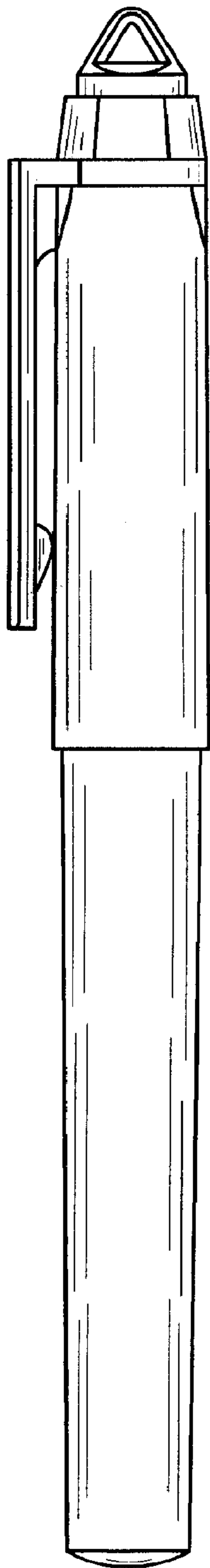


Fig. 6.

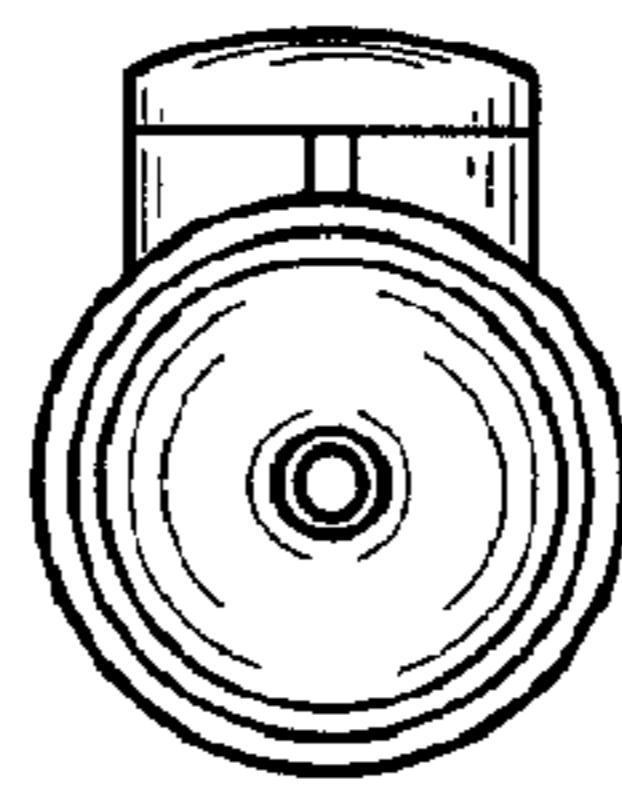


Fig. 7.

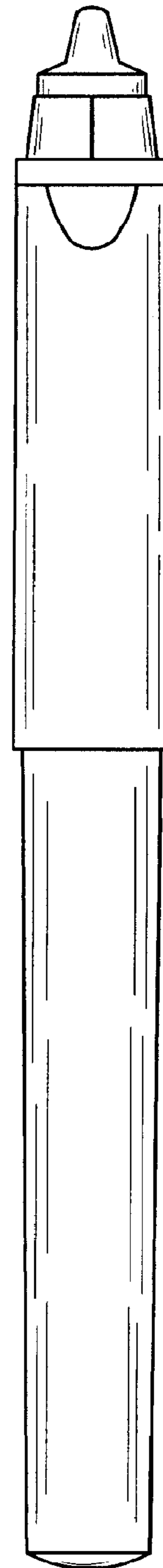


Fig. 8.

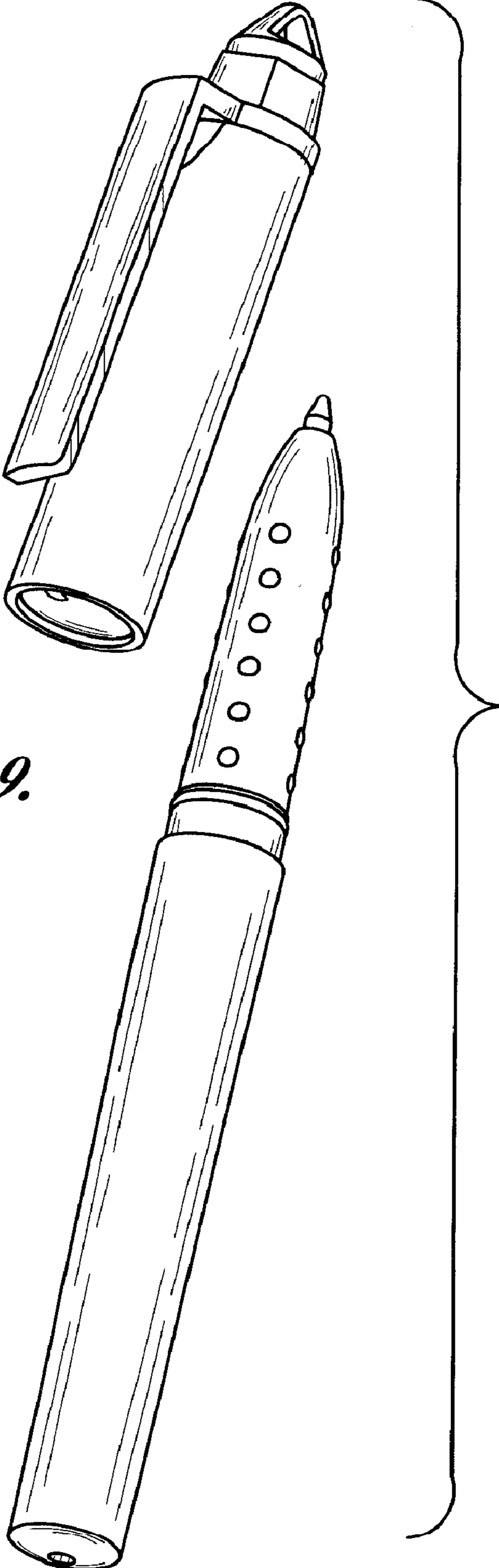


Fig. 9.

UNITED STATES PATENT AND TRADEMARK OFFICE
CERTIFICATE OF CORRECTION

PATENT NO. : Des. 566,175 S
APPLICATION NO. : 29/249933
DATED : April 8, 2008
INVENTOR(S) : Z. Qiu et al.

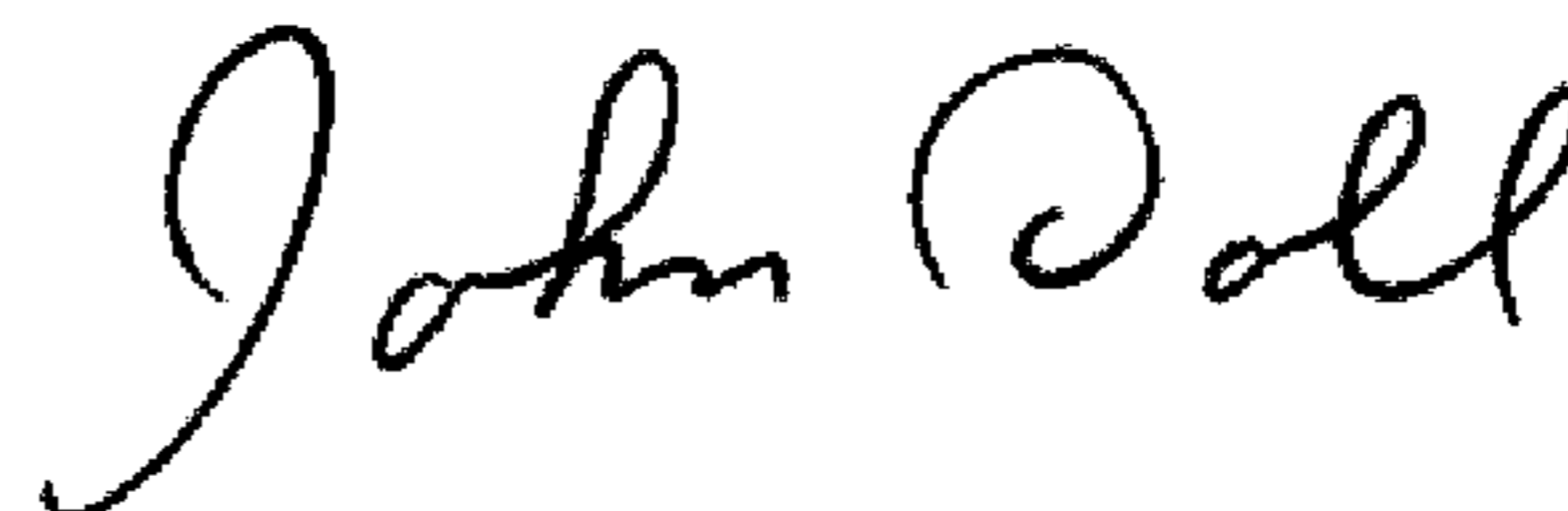
Page 1 of 1

It is certified that error appears in the above-identified patent and that said Letters Patent is hereby corrected as shown below:

| <u>COLUMN</u> | <u>LINE</u> | <u>ERROR</u> |
|--|--|--|
| Title page Item (30) Pg. 1, col. 1 | Foreign Application Priority Data | “2006 3 0153383” should read --2006 3 0153383.2-- |

Signed and Sealed this

Twelfth Day of May, 2009



JOHN DOLL
Acting Director of the United States Patent and Trademark Office