

US00D566174S

(12) **United States Design Patent**
Silverstein

(10) **Patent No.:** **US D566,174 S**

(45) **Date of Patent:** **** Apr. 8, 2008**

(54) **WRITING INSTRUMENT**

(75) Inventor: **Jason Silverstein**, Chicago, IL (US)

(73) Assignee: **Sanford, L.P.**, Oak Brook, IL (US)

(**) Term: **14 Years**

(21) Appl. No.: **29/261,430**

(22) Filed: **Jun. 14, 2006**

(51) **LOC (8) Cl.** **19-06**

(52) **U.S. Cl.** **D19/43**

(58) **Field of Classification Search** D19/35,
D19/36, 41-51, 54-57; D27/146; 24/11 R,
24/11 F, 11 P; 401/6-8, 52, 99, 100, 104-109,
401/192, 195, 243-247, 334; 362/118
See application file for complete search history.

(56) **References Cited**

U.S. PATENT DOCUMENTS

D90,890 S * 10/1933 Kinzinger D8/104

(Continued)

FOREIGN PATENT DOCUMENTS

EM 000575766-0001 * 8/2006

(Continued)

OTHER PUBLICATIONS

Zig Memory System Millennium Marker, as shown on www.dickblick.com, dated Mar. 3, 2005 (1 page).*

Zig Memory System Millennium Markers, as shown on www.dickblick.com, viewed Aug. 9, 2007 (2 pages).*

Prismacolor Four-In-One Markers, as shown on www.dickblick.com, dated May 22, 2005 (2 pages).*

Prismacolor Premier Fine Line Markers, as shown on www.dickblick.com, viewed Aug. 9, 2007 (3 pages).*

Digital photograph of Prismacolor Premier marker which was publicly available more than one year before Jun. 14, 2006.

(Continued)

Primary Examiner—Elizabeth A. Albert

Assistant Examiner—Karen E Eldridge Powers

(74) *Attorney, Agent, or Firm*—Marshall Gerstein & Borun, LLP

(57) **CLAIM**

The ornamental design for a writing instrument, as shown and described.

DESCRIPTION

FIG. 1 is a rear and left side perspective view showing my new design for a writing instrument;

FIG. 2 is a front and left side perspective view of the writing instrument of FIG. 1;

FIG. 3 is a side view of the writing instrument of FIG. 1, the opposite side being a mirror image thereof;

FIG. 4 is a front view of the writing instrument of FIG. 1;

FIG. 5 is a rear view of the writing instrument of FIG. 1;

FIG. 6 is a top plan view of the writing instrument of FIG. 1;

FIG. 7 is a bottom plan view of the writing instrument of FIG. 1;

FIG. 8 is an exploded front and left side perspective view showing the writing instrument and cap of FIG. 1 in an open condition;

FIG. 9 is an exploded rear and left side perspective view of the writing instrument of FIG. 1 in an open condition;

FIG. 10 is an exploded side view of the writing instrument of FIG. 1 in an open condition, the opposite side being a mirror image thereof;

FIG. 11 is an exploded front view of the writing instrument of FIG. 1 in an open condition;

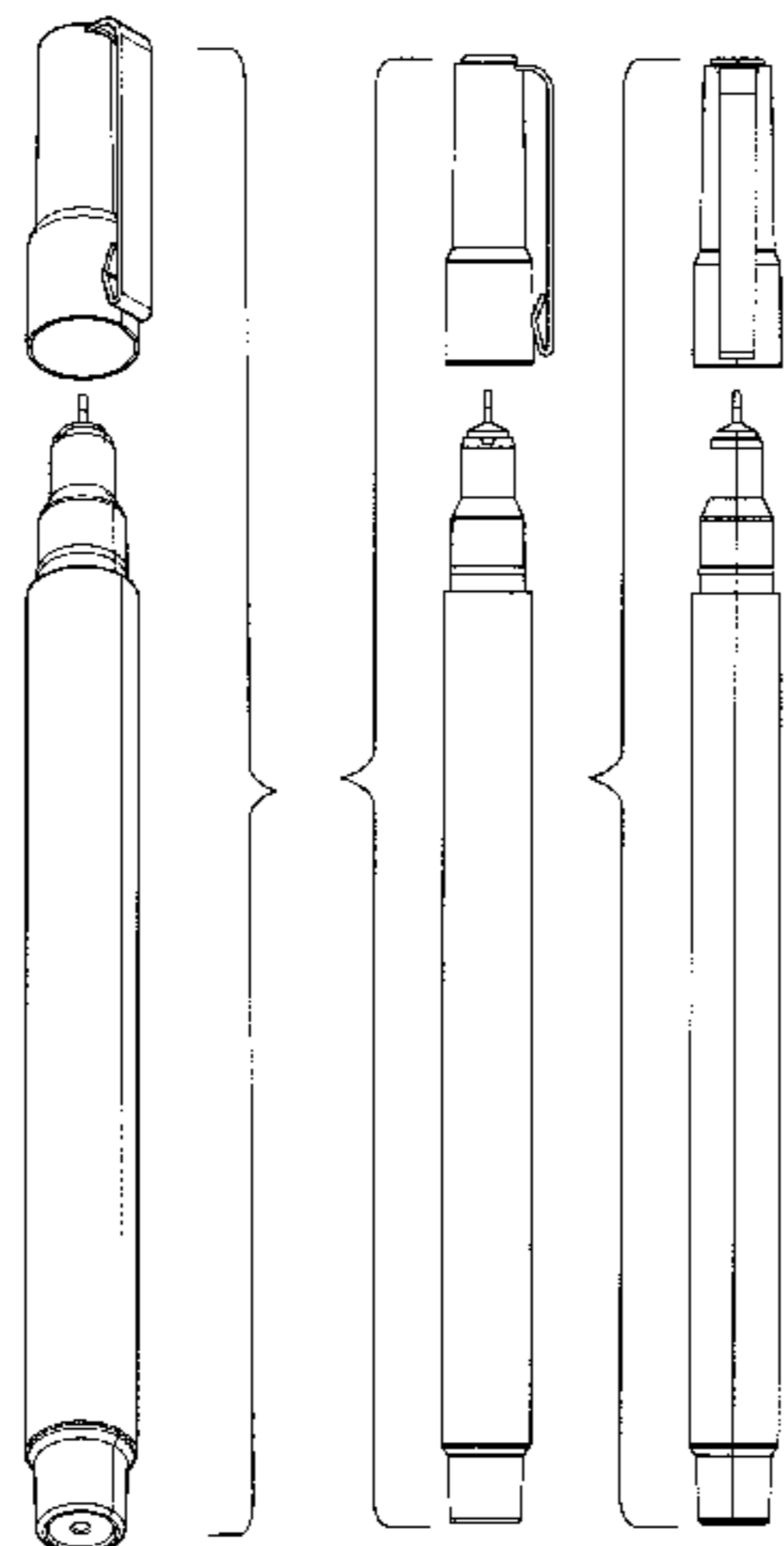
FIG. 12 is an exploded rear view of the writing instrument of FIG. 1 in an open condition;

FIG. 13 is a top plan view of the writing instrument of FIG. 1 in an open condition; and,

FIG. 14 is a bottom plan view of the writing instrument and cap of FIG. 1 in an open condition.

The dashed lines are for illustrative purposes only and form no part of the claimed design.

1 Claim, 4 Drawing Sheets



US D566,174 S

Page 2

U.S. PATENT DOCUMENTS

D207,190 S * 3/1967 Darst D19/49
3,475,104 A * 10/1969 Larson 401/195
D247,246 S * 2/1978 Verona D19/45
D249,887 S * 10/1978 Anderka et al. D19/43
D258,217 S * 2/1981 Sakaoka D19/49
D265,740 S * 8/1982 Pook D19/36
D271,212 S * 11/1983 Itoh D19/48
4,600,327 A * 7/1986 Guzman 401/18
4,653,154 A * 3/1987 Malm 24/11 R
4,765,767 A * 8/1988 Marynissen et al. 401/213
D306,316 S * 2/1990 Shintani D19/36
D306,873 S * 3/1990 Yazaki D19/36
D313,245 S * 12/1990 Iwase D19/43
D313,623 S * 1/1991 Yazaki D19/48
5,061,105 A * 10/1991 Isoda 401/202
D327,911 S * 7/1992 Poisson D19/49
D331,779 S * 12/1992 Hu D19/51
5,427,464 A * 6/1995 Nakagawa 401/202
D391,606 S 3/1998 Compte D19/43
D404,426 S 1/1999 Takanashi D19/51
D426,573 S * 6/2000 Sekine et al. D19/48
D427,239 S * 6/2000 Senda D19/43
D467,970 S * 12/2002 Pellissa Beneyto D19/43

D470,887 S * 2/2003 Okutani D19/43
D500,791 S 1/2005 Good D19/43
D508,527 S * 8/2005 Hung D19/36

FOREIGN PATENT DOCUMENTS

EM 000575766-0002 * 8/2006
JP D1003215-01 10/2000
JP D1133985 2/2002
TW 256574 2/1995
TW D103976 4/2005

OTHER PUBLICATIONS

Digital photograph of Zig Millenium marker which was publicly available before Jun. 14, 2006.

Digital photograph of Sakura Micron marker which was publicly available before Jun. 14, 2006.

Digital photograph of Marvy Medallion marker which was publicly available before Jun. 14, 2006.

Digital photograph of Staedtler pigment liner which was publicly available before Jun. 14, 2006.

Digital photograph of Itoya Finepoint System marker which was publicly available before Jun. 14, 2006.

* cited by examiner




FIG. 1




FIG. 2




FIG. 3




FIG. 4




FIG. 5

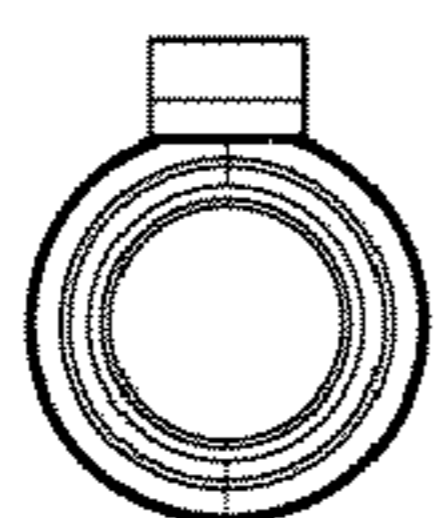


FIG. 6



FIG. 7

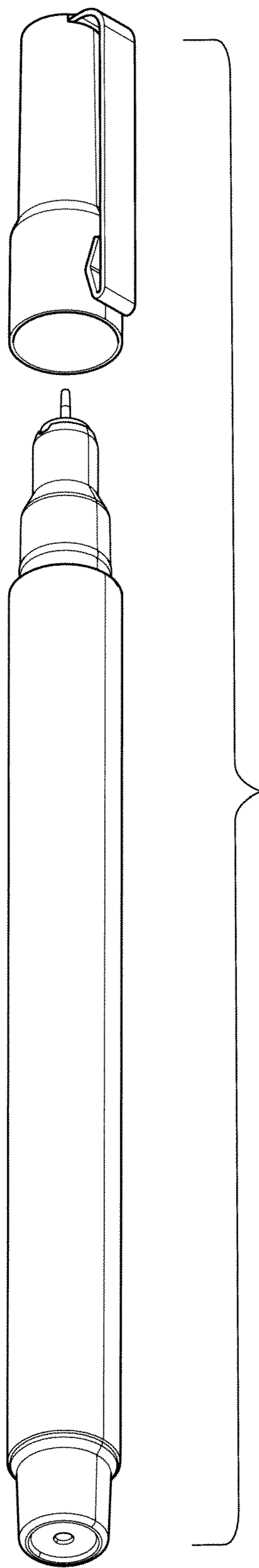


FIG. 8

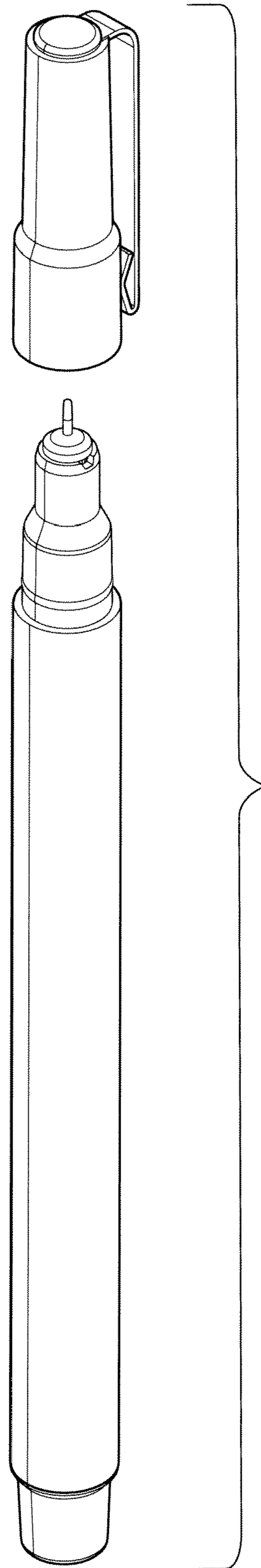


FIG. 9

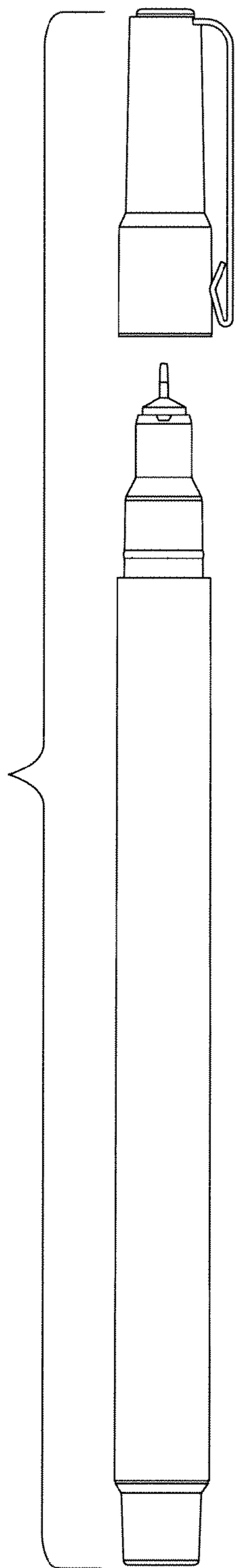


FIG. 10

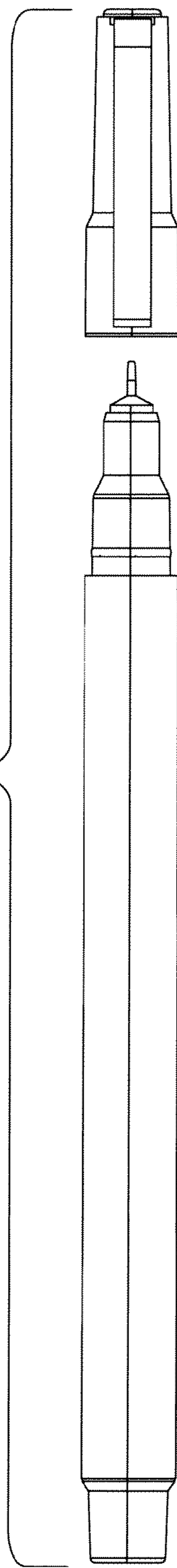


FIG. 11

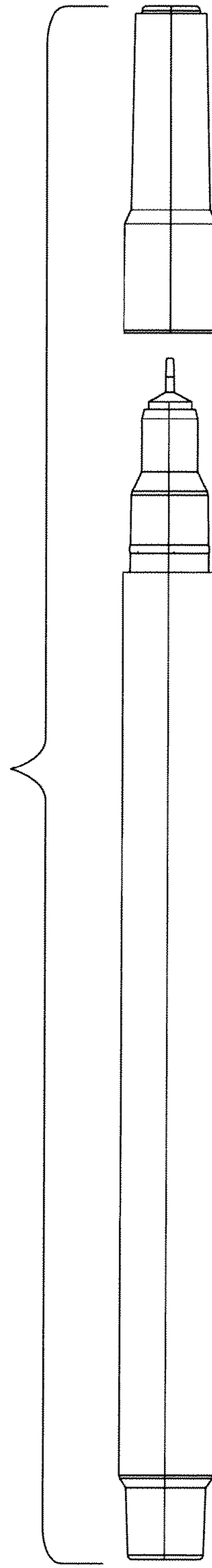


FIG. 12

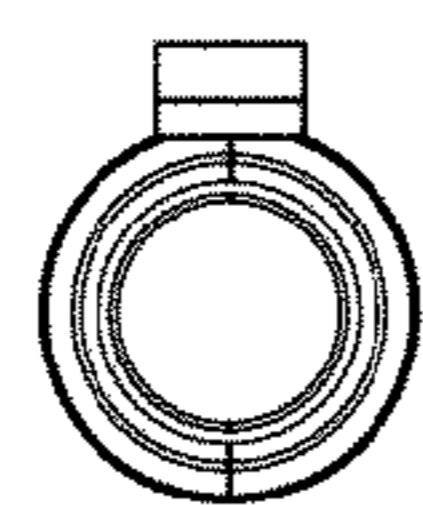


FIG. 13



FIG. 14