



US00D566172S

(12) **United States Design Patent**
Gonzalez et al.

(10) **Patent No.:** **US D566,172 S**

(45) **Date of Patent:** **** Apr. 8, 2008**

(54) **COVER FOR BINDER, BOOK OR PUBLICATION**

(76) Inventors: **Marion H. Gonzalez**, 11119 Cedar Park, San Antonio, TX (US) 78249;
Eric Gonzalez, 11119 Cedar Park, San Antonio, TX (US) 78249

(**) Term: **14 Years**

(21) Appl. No.: **29/283,874**

(22) Filed: **Aug. 24, 2007**

(51) **LOC (8) Cl.** **19-04**

(52) **U.S. Cl.** **D19/26**

(58) **Field of Classification Search** D19/26,
D19/27, 28, 75, 29, 30, 31, 86, 32, 33; D3/201,
D3/249, 247, 294; D6/518; D23/303; 221/21;
402/3, 4, 31, 19; 281/27.3, 15.1, 27.2; 206/472,
206/494

See application file for complete search history.

(56) **References Cited**

U.S. PATENT DOCUMENTS

2,514,612	A *	7/1950	Snow	221/2
3,145,840	A *	8/1964	Wright	206/494
D324,076	S *	2/1992	Freitag	D19/78
D334,028	S *	3/1993	Tam	D19/86
D339,823	S *	9/1993	Evenson	D19/75

D357,938	S *	5/1995	Wolff	D19/86
D379,569	S *	6/1997	Strickland et al.	D6/518
D508,531	S *	8/2005	Hsu	D19/86
D508,718	S *	8/2005	Hsu	D19/86
D522,638	S *	6/2006	Karraker et al.	D23/303

* cited by examiner

Primary Examiner—Cathron C. Brooks

Assistant Examiner—Austin Murphy

(74) *Attorney, Agent, or Firm*—Quarles & Brady LLP

(57) **CLAIM**

The ornamental design for a cover for binder, book, or publication, as shown and described.

DESCRIPTION

FIG. 1 is a frontal perspective view of a cover embodying our new design shown upon a binder.

FIG. 2 is a front elevational view thereof.

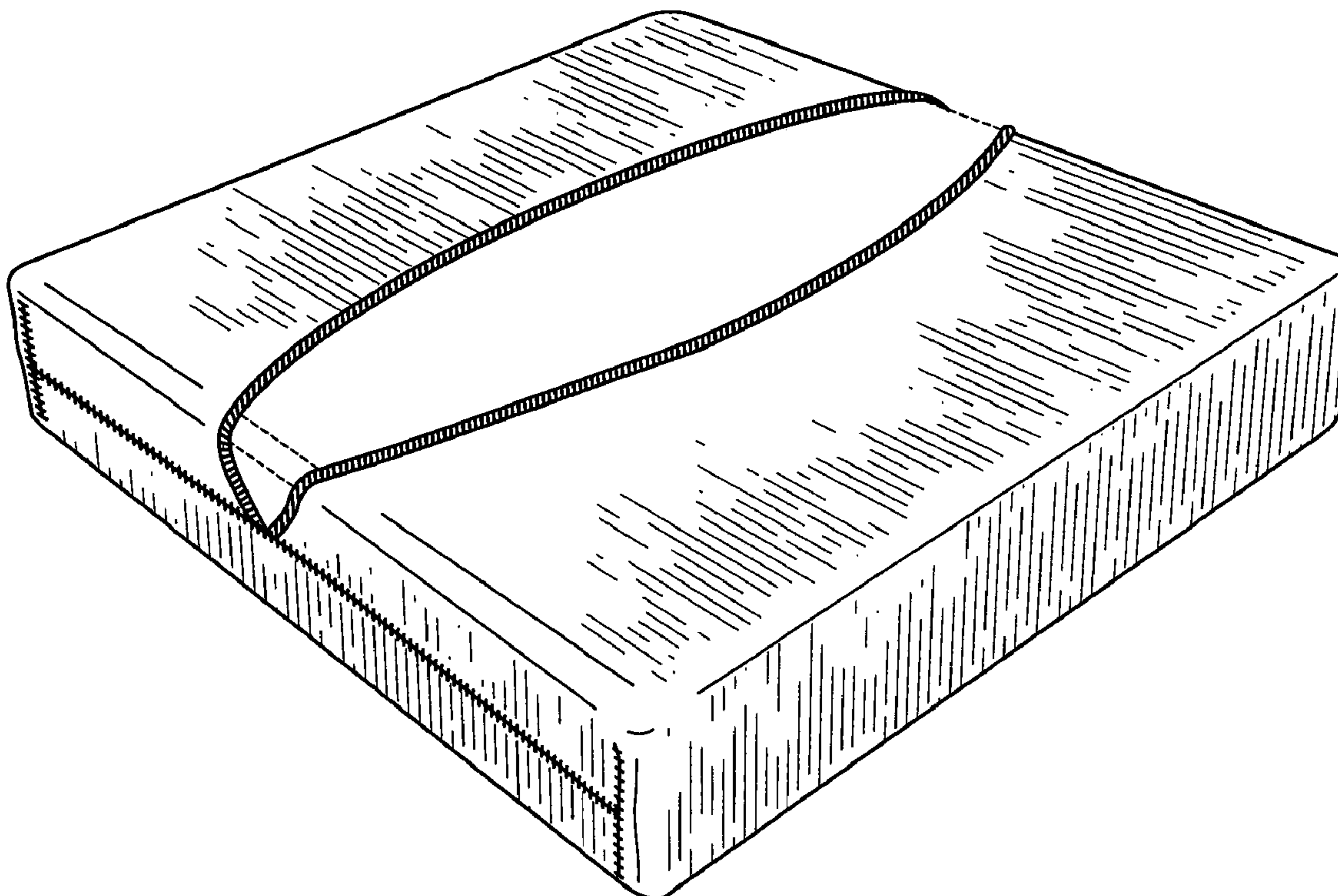
FIG. 3 is a back elevational view thereof.

FIG. 4 is a right side elevational view thereof, the left side elevational view being the mirror image thereof; and,

FIG. 5 is a top plan view thereof, the bottom plan view being the mirror image thereof.

The broken line showing is for illustrative purposes only and forms no part of the claimed design.

1 Claim, 3 Drawing Sheets



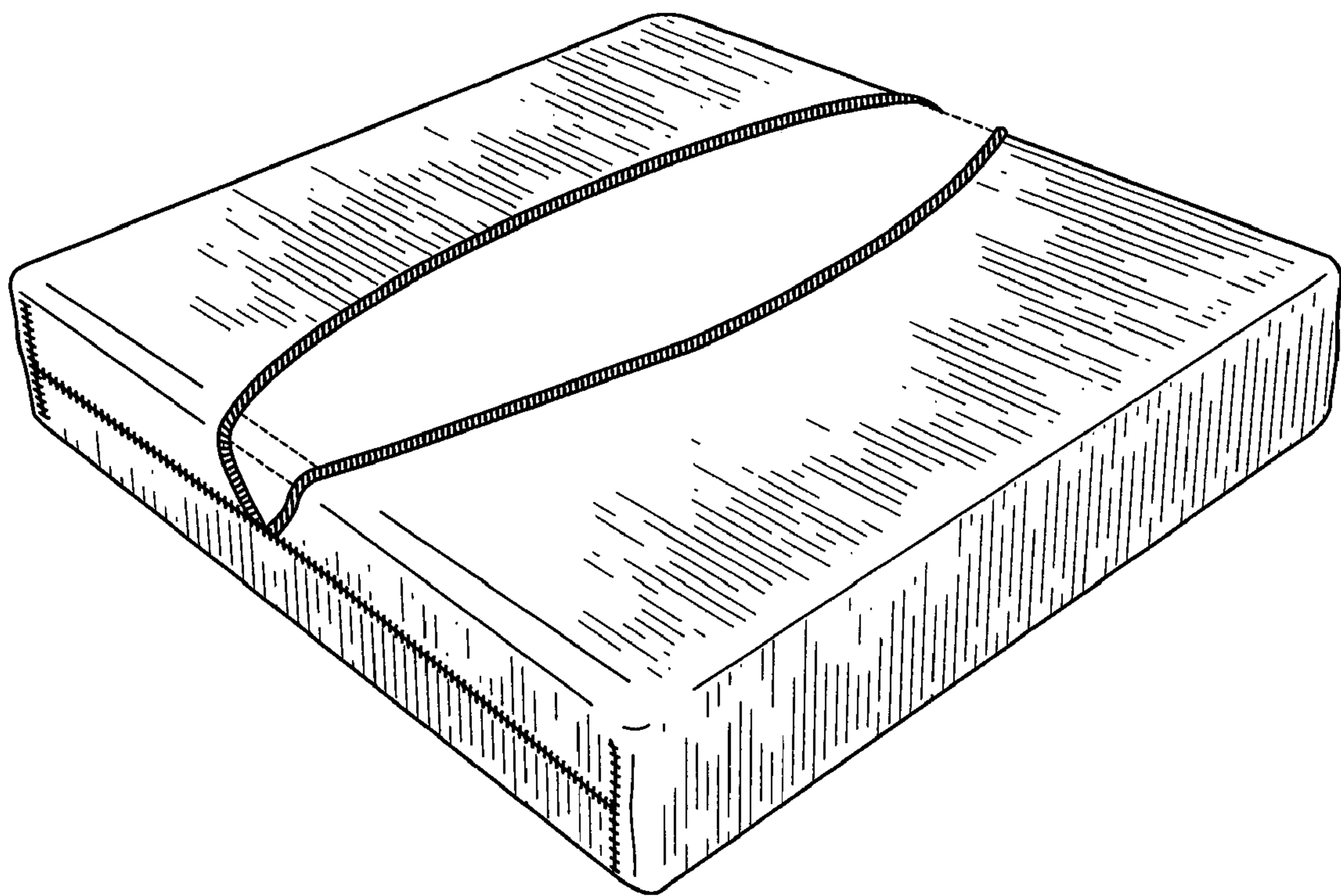


FIG. 1

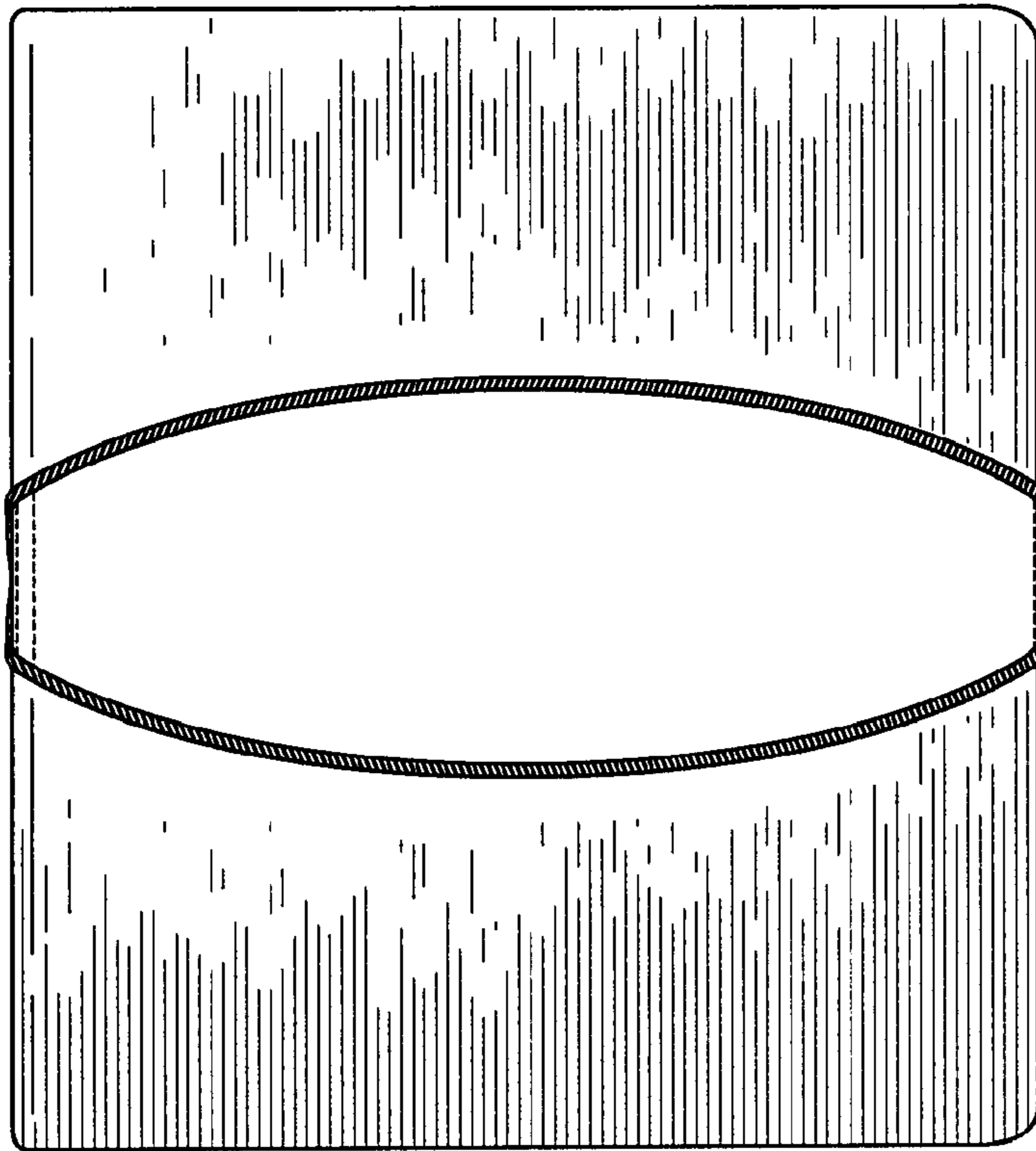


FIG. 2

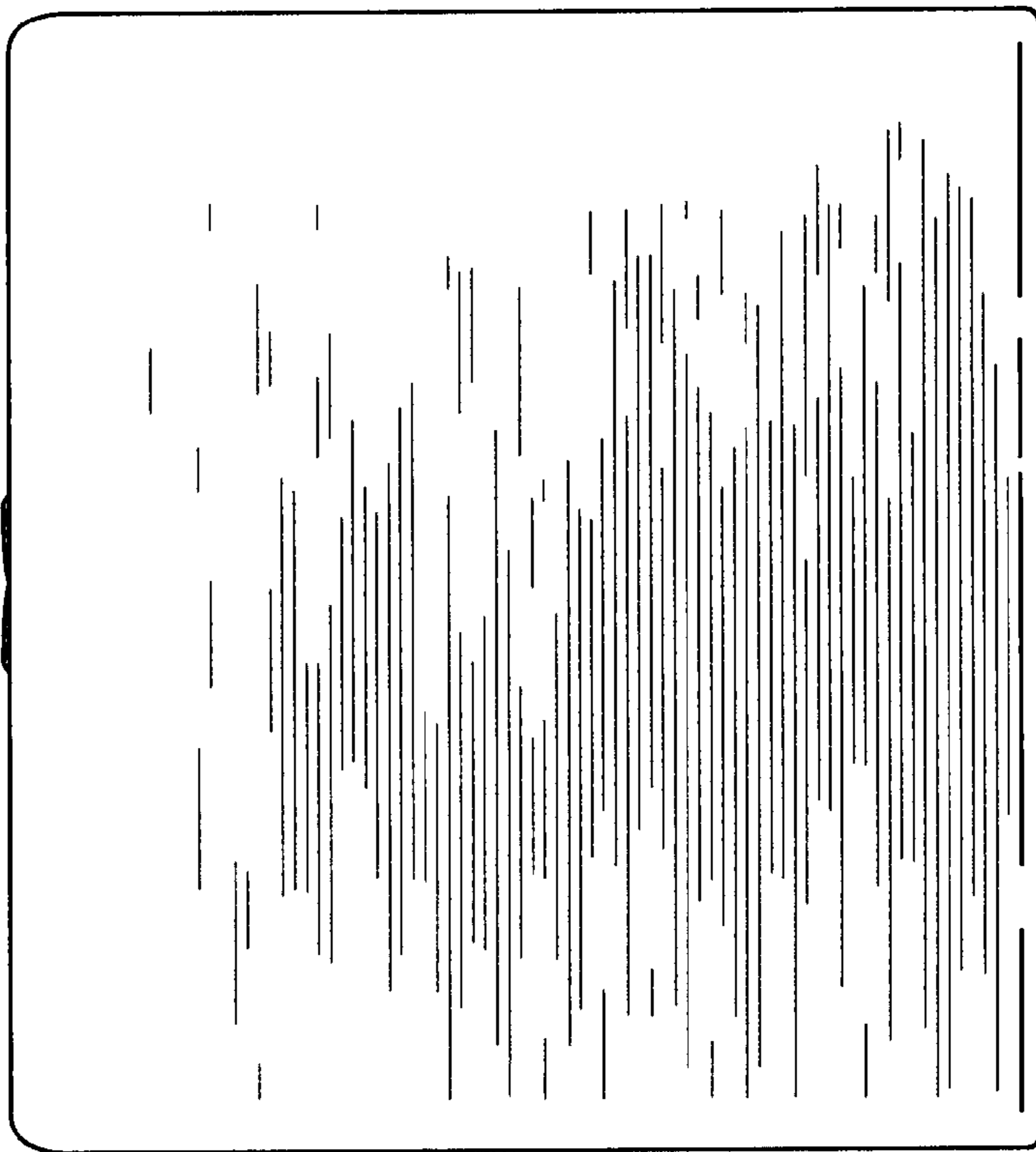


FIG. 3

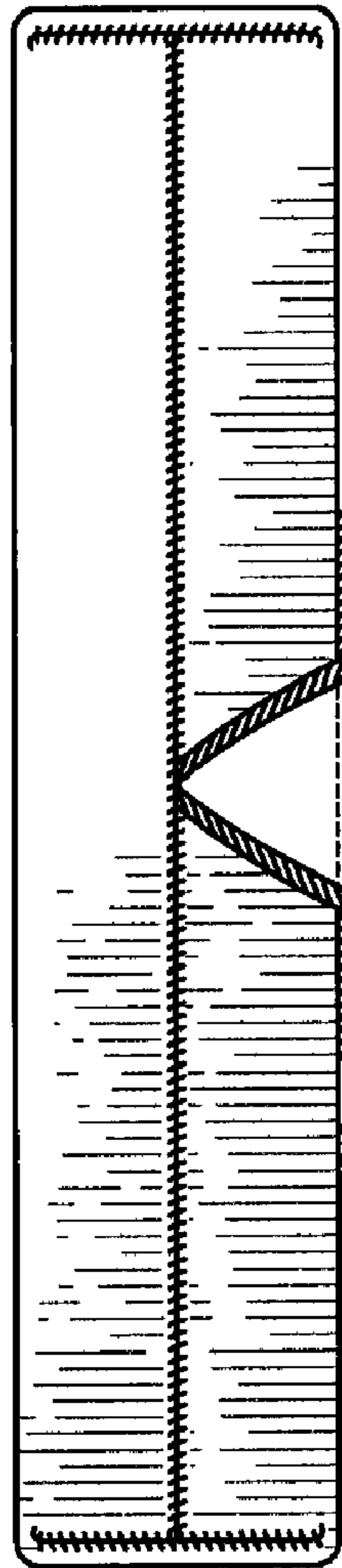


FIG. 4

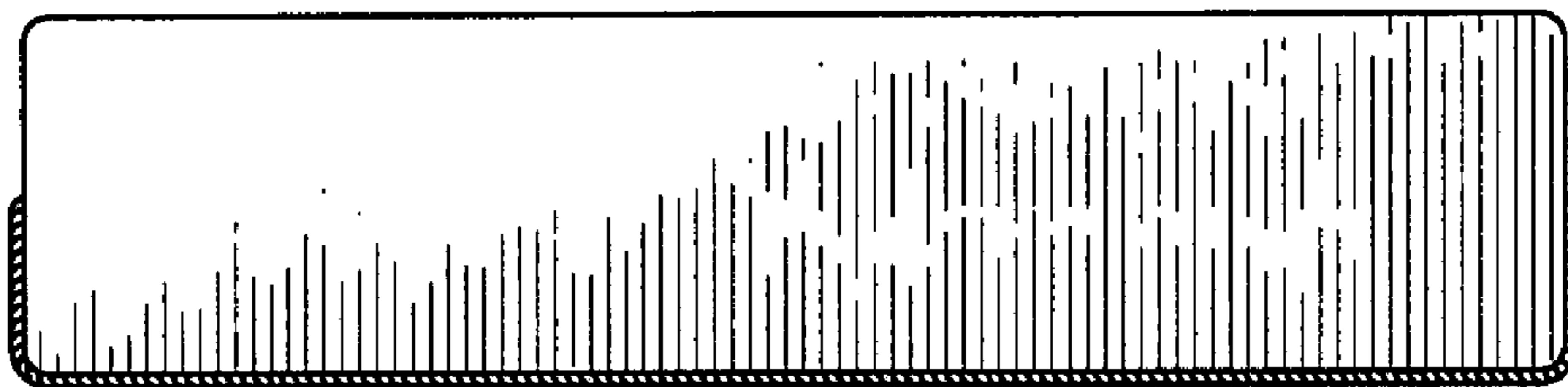


FIG. 5