



US00D566166S

(12) **United States Design Patent** (10) **Patent No.:** **US D566,166 S**
DeMars (45) **Date of Patent:** **** Apr. 8, 2008**

(54) **GUITAR BODY**

(76) Inventor: **Daniel D. DeMars**, 28 Douglas Rd.,
Norwich, VT (US) 05055

(**) Term: **14 Years**

(21) Appl. No.: **29/275,558**

(22) Filed: **Dec. 29, 2006**

(51) **LOC (8) Cl.** **17-03**

(52) **U.S. Cl.** **D17/18; D17/20**

(58) **Field of Classification Search** D17/14,
D17/15, 18-20, 21, 99; 84/173, 267, 209-211,
84/290, 292, 298, 299, 307-309, 311, 453;
D7/672, 673, 675

See application file for complete search history.

(56) **References Cited**

U.S. PATENT DOCUMENTS

D203,481 S *	1/1966	Wiggins	D17/14
D209,924 S *	1/1968	Kaman	D17/19
D216,332 S *	12/1969	Pelensky	D17/14
D217,985 S *	7/1970	Pelensky	D17/14
D218,643 S *	9/1970	Pelensky	D17/14
3,577,890 A *	5/1971	Walker et al.	84/482
D223,214 S *	3/1972	Pelensky	D17/14
D254,621 S *	4/1980	Bolen	D17/19
D270,735 S *	9/1983	McPherson, Sr.	D17/20
D407,430 S *	3/1999	Rosenberg et al.	D17/20
D437,875 S *	2/2001	Ridinger	D17/20
D513,277 S *	12/2005	Thornton	D17/14
D531,203 S *	10/2006	Cook	D17/14
D553,180 S *	10/2007	Cook	D17/14

OTHER PUBLICATIONS

The Deep End of the Ocean: Tim Virkkala (blog). <http://www.cs.helsinki.fi/u/tjvirkka/blog/>. Jun.-Jul. 2005. Holes on Guitar Fingerboard: All Images on Pages(4pgs).*

The Milwaukee American Legion Band. http://milwaukeeamericanlegionband.com/contact_us.htm. Copyright 2005. Bass Clef symbol. left on page.*

DrumBum. http://store.drumbum.com/skuJ_80.html. Copyright 1999-2007. Bass Clef Watch: center of page.*

MusicRoom. http://www.musicroom.com/se/ID_No/0322238/details.html?kbid=1070. Copyright 2007. top left on page.*

* cited by examiner

Primary Examiner—Ian Simmons
Assistant Examiner—R. Johnson
(74) *Attorney, Agent, or Firm*—Downs Rachlin Martin PLLC

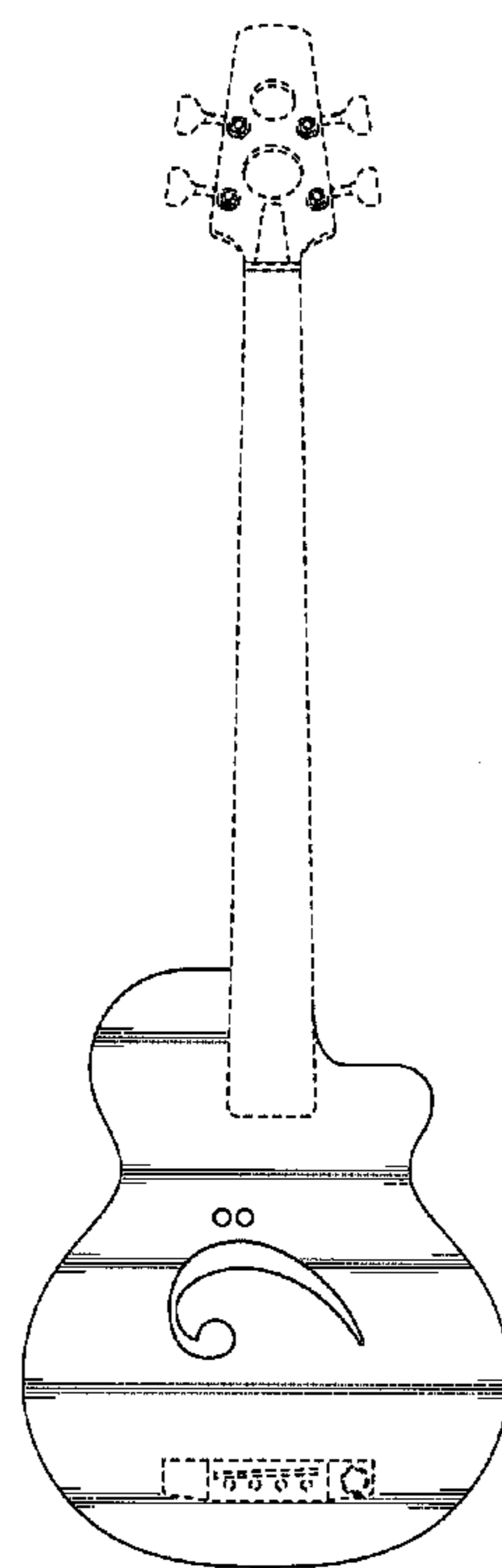
(57) **CLAIM**

I claim the ornamental design for a guitar body, as shown and described.

DESCRIPTION

FIG. 1 is a fragmentary perspective of a guitar body showing my new design;
FIG. 2 is a front elevational view thereof; and,
FIG. 3 is a reduced front elevational view thereof.
The broken lines showing the remainder of the musical instrument are for illustrative purposes only and form no part of the claimed design.

1 Claim, 3 Drawing Sheets



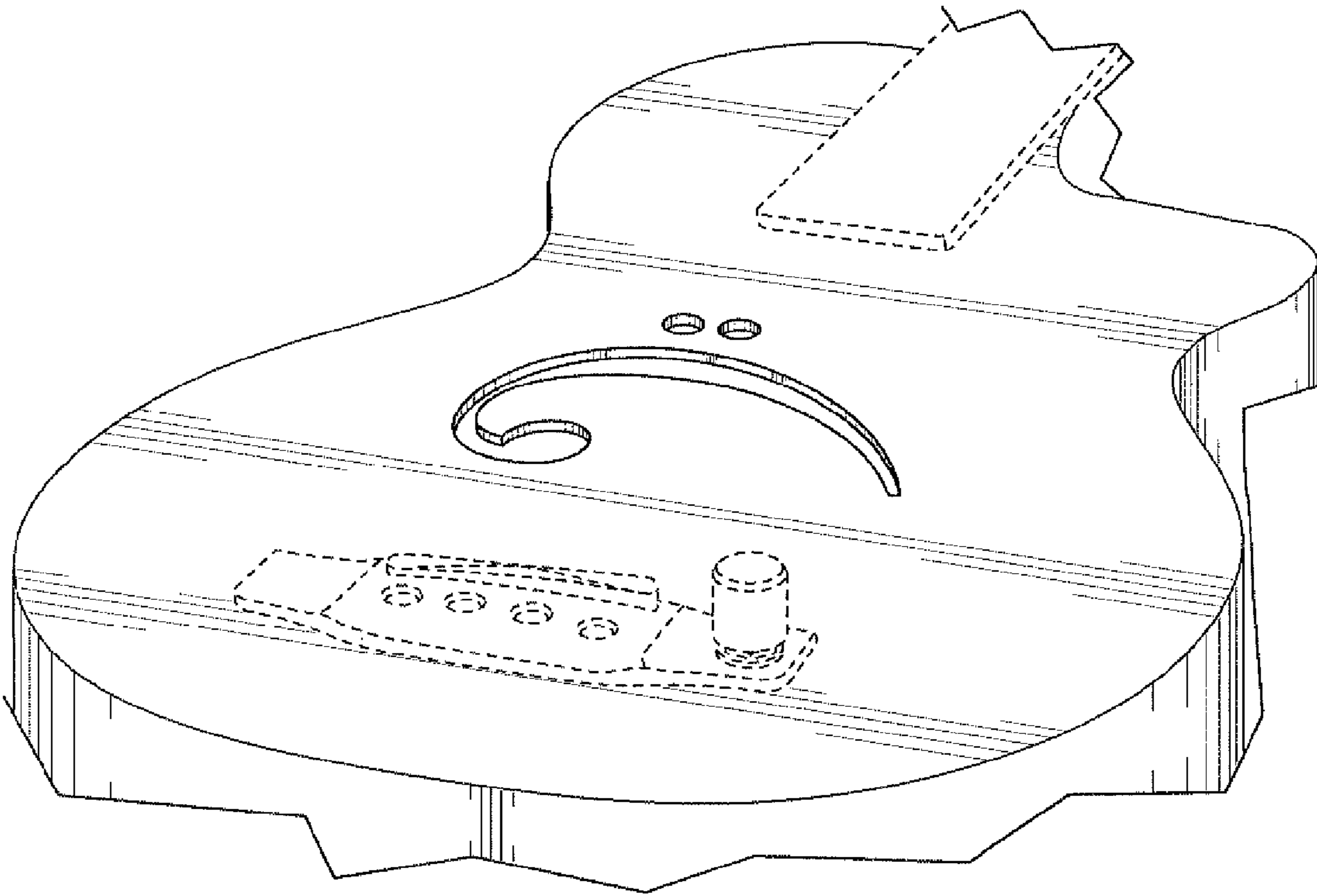


FIG. 1

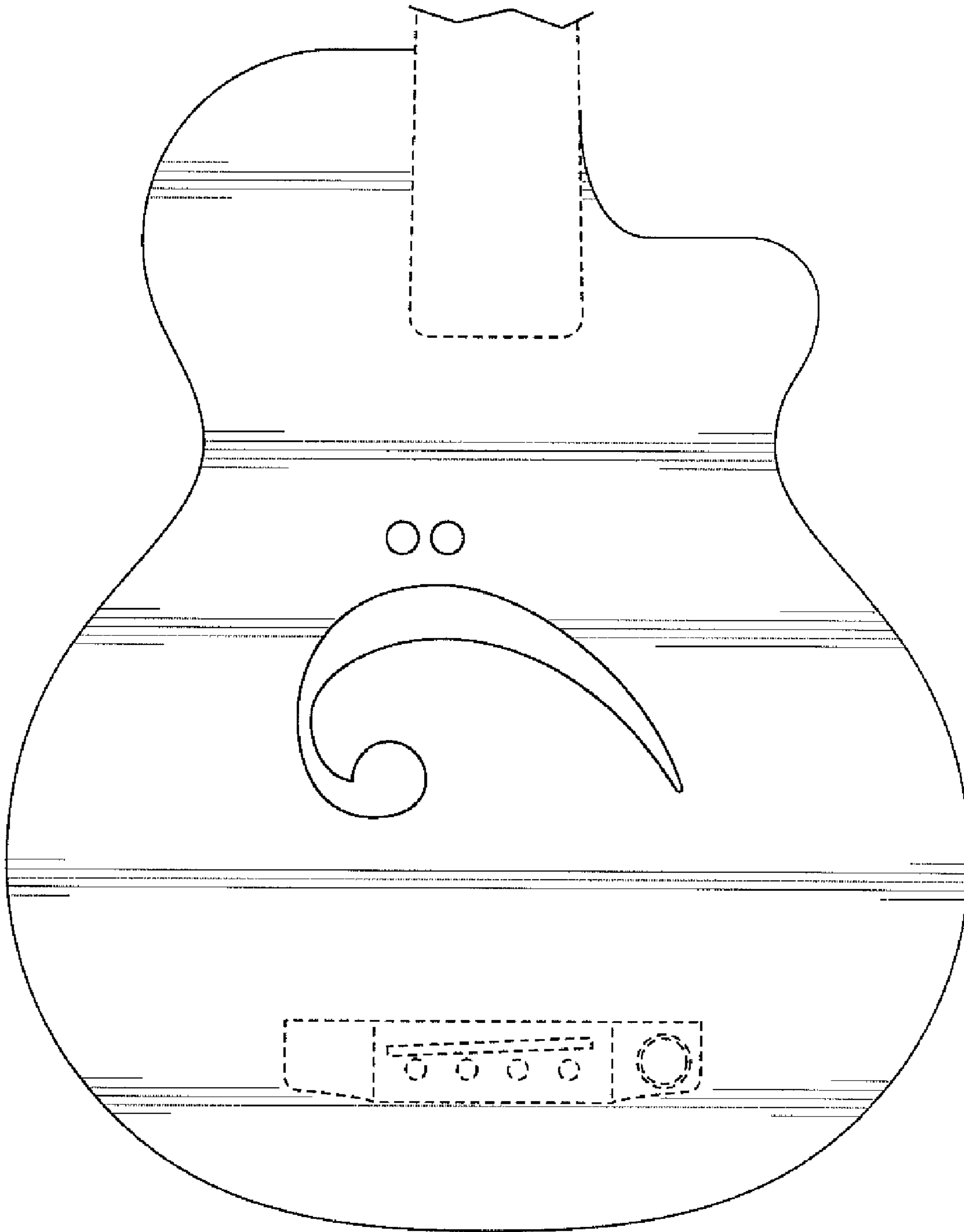


FIG. 2

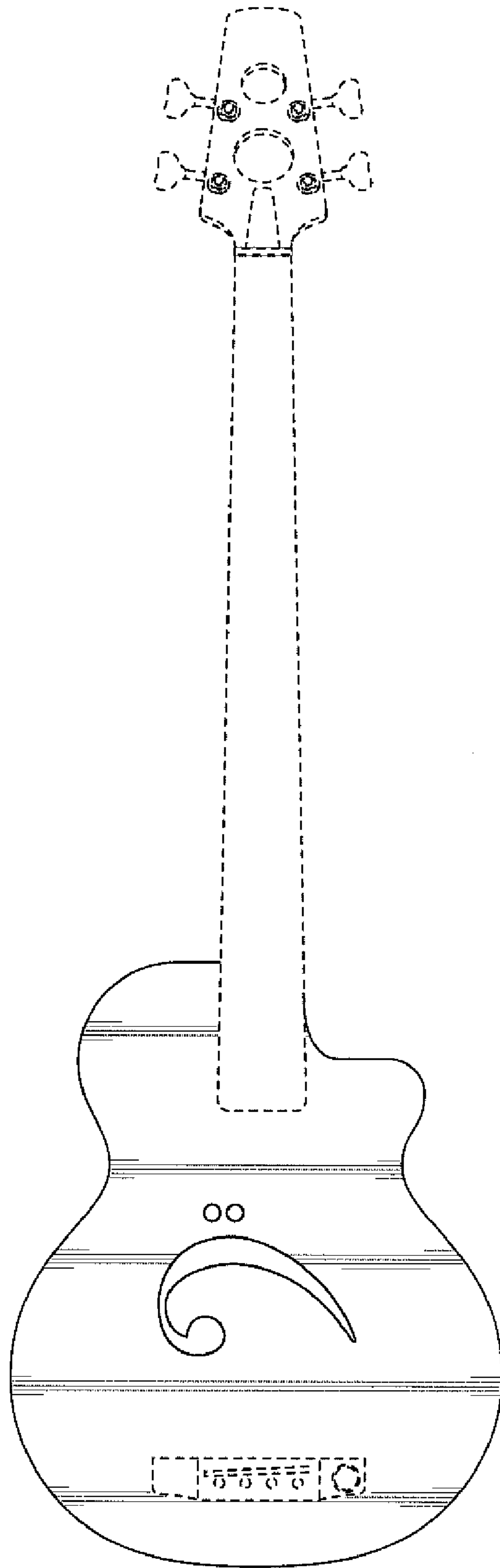


FIG. 3