

US00D566162S

(12) **United States Design Patent**
Onishi et al.

(10) **Patent No.:** **US D566,162 S**

(45) **Date of Patent:** **** Apr. 8, 2008**

(54) **ELECTRONIC KEYBOARD INSTRUMENT**

D546,375 S * 7/2007 Saito D17/9

(75) Inventors: **Tamie Onishi**, Hamamatsu (JP); **Enrico Bergese**, Hamamatsu (JP)

(73) Assignee: **Yamaha Corporation**, Shizuoka (JP)

(**) Term: **14 Years**

(21) Appl. No.: **29/260,476**

(22) Filed: **May 26, 2006**

(30) **Foreign Application Priority Data**

Dec. 28, 2005 (JP) 2005-038591

(51) **LOC (8) Cl.** **17-01**

(52) **U.S. Cl.** **D17/1**

(58) **Field of Classification Search** D17/1,
D17/2, 7, 8, 9; 84/13, 15, 17, 26, 72, 172,
84/174, 178, 184, 192, 225, 239, 240, 243,
84/423 R, 426, 429, 743-746; D21/409
See application file for complete search history.

(56) **References Cited**

U.S. PATENT DOCUMENTS

4,593,593 A * 6/1986 Bellini 84/177
D320,996 S * 10/1991 Koide D17/1
D348,279 S * 6/1994 Nakada D17/1
D507,291 S * 7/2005 Okamura D17/1
D519,544 S * 4/2006 Mikage D17/9

FOREIGN PATENT DOCUMENTS

EP 1005014 A2 * 5/2000
JP 2001296868 A * 10/2001
JP 2006189515 A * 7/2006
JP 2007025444 A * 2/2007

* cited by examiner

Primary Examiner—Ian Simmons

Assistant Examiner—R. Johnson

(74) *Attorney, Agent, or Firm*—Sughrue Mion, PLLC

(57) **CLAIM**

The ornamental design for an electronic keyboard instrument, as shown and described.

DESCRIPTION

FIG. 1 is a perspective view of the top, front and left side of an electronic keyboard instrument showing our new design;

FIG. 2 is a top plan view thereof;

FIG. 3 is a front elevational view thereof;

FIG. 4 is a right side elevational view thereof;

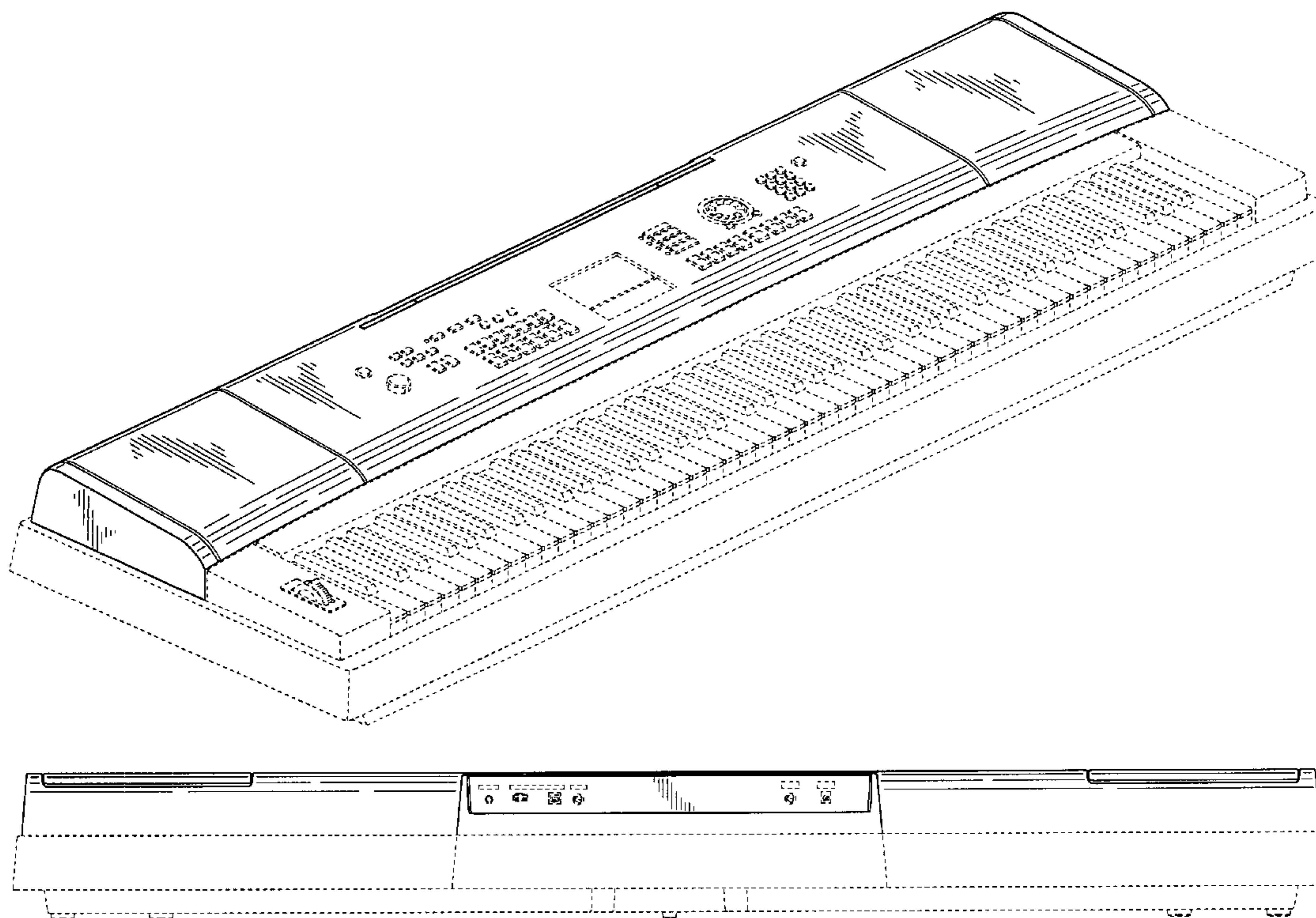
FIG. 5 is a left side elevational view thereof;

FIG. 6 is a rear elevational view thereof; and,

FIG. 7 is a bottom plan view thereof.

The portions shown in broken lines are for illustrative purposes only and form no part of the claimed design.

1 Claim, 4 Drawing Sheets



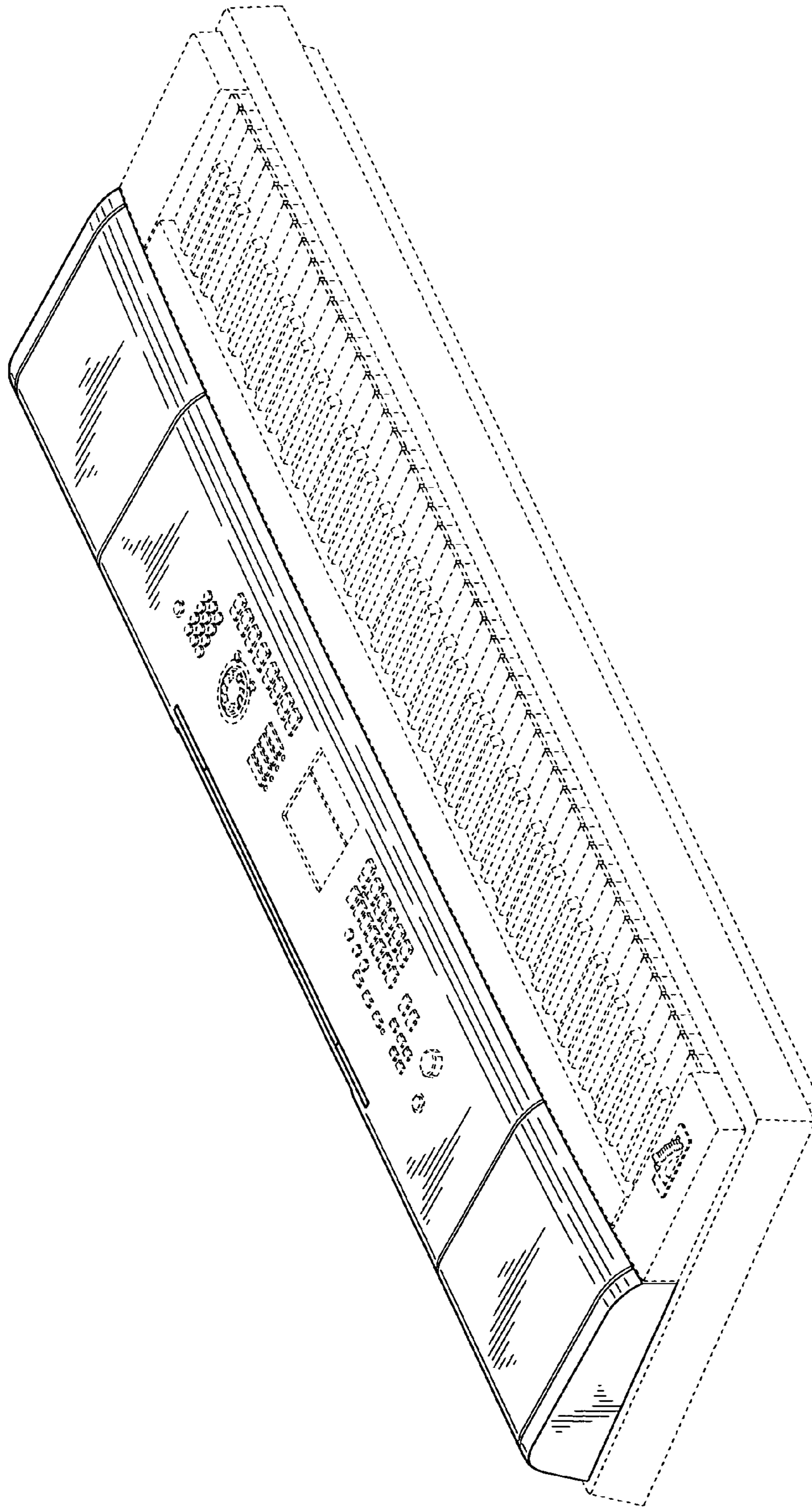


FIG. 1

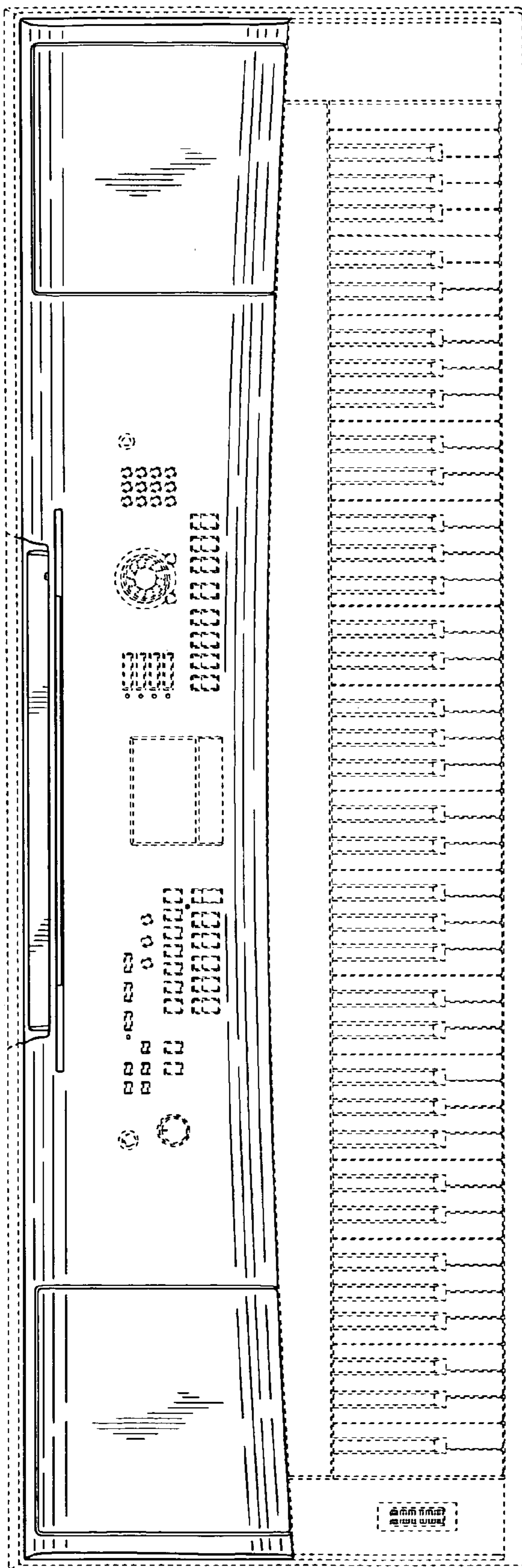


FIG. 2

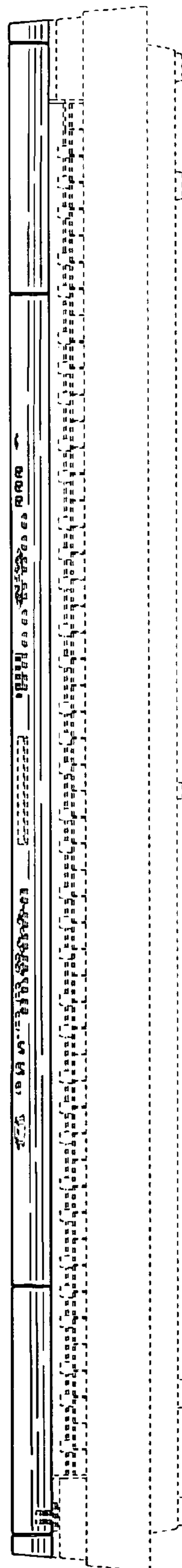


FIG. 3

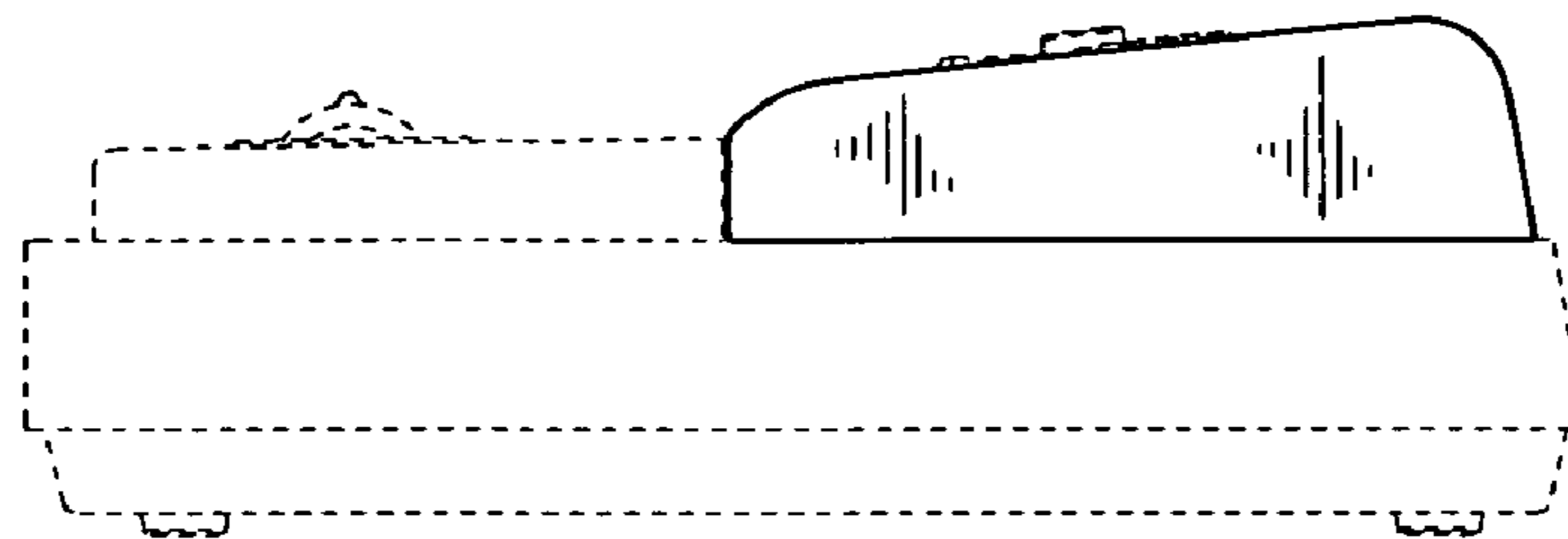


FIG. 4

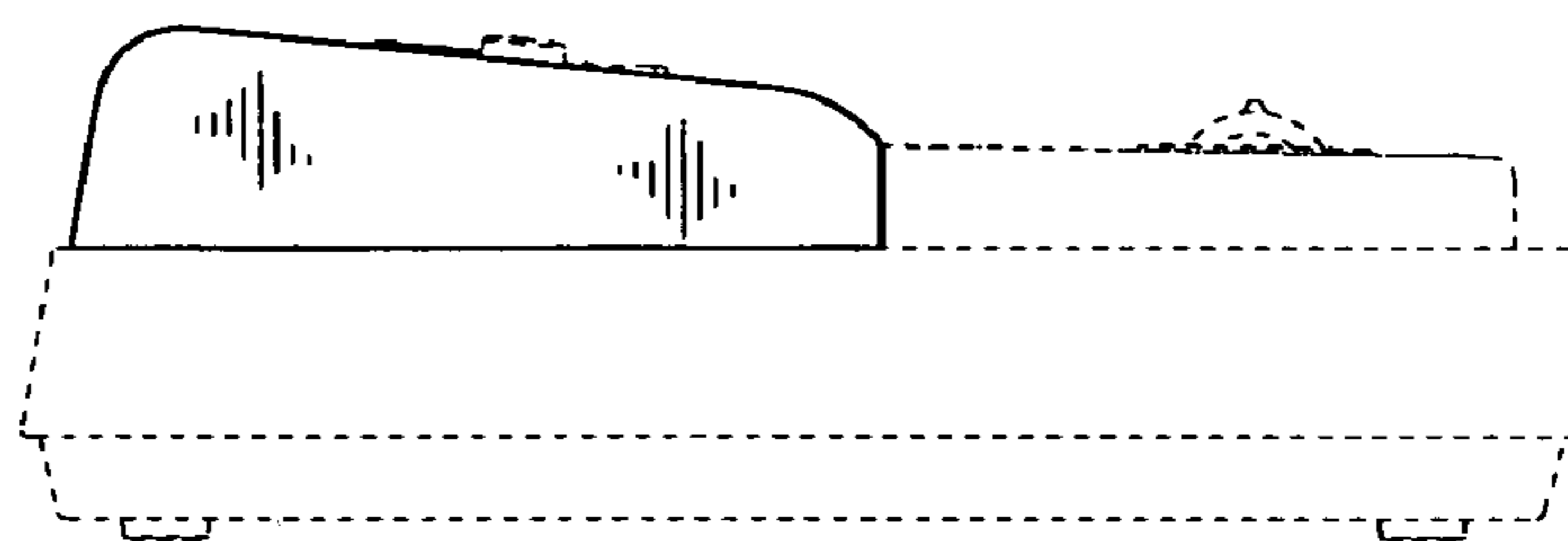


FIG. 5

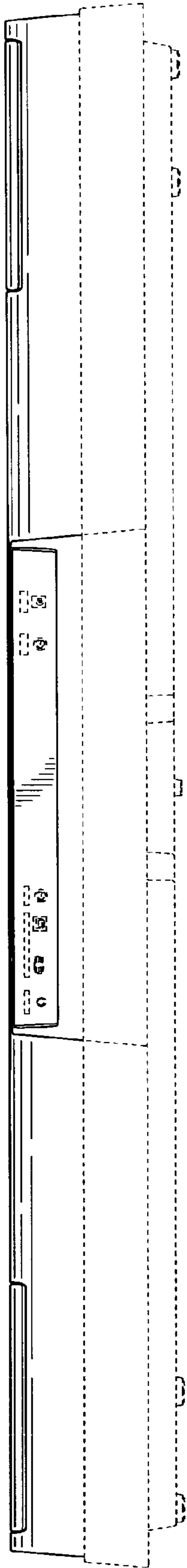


FIG. 6

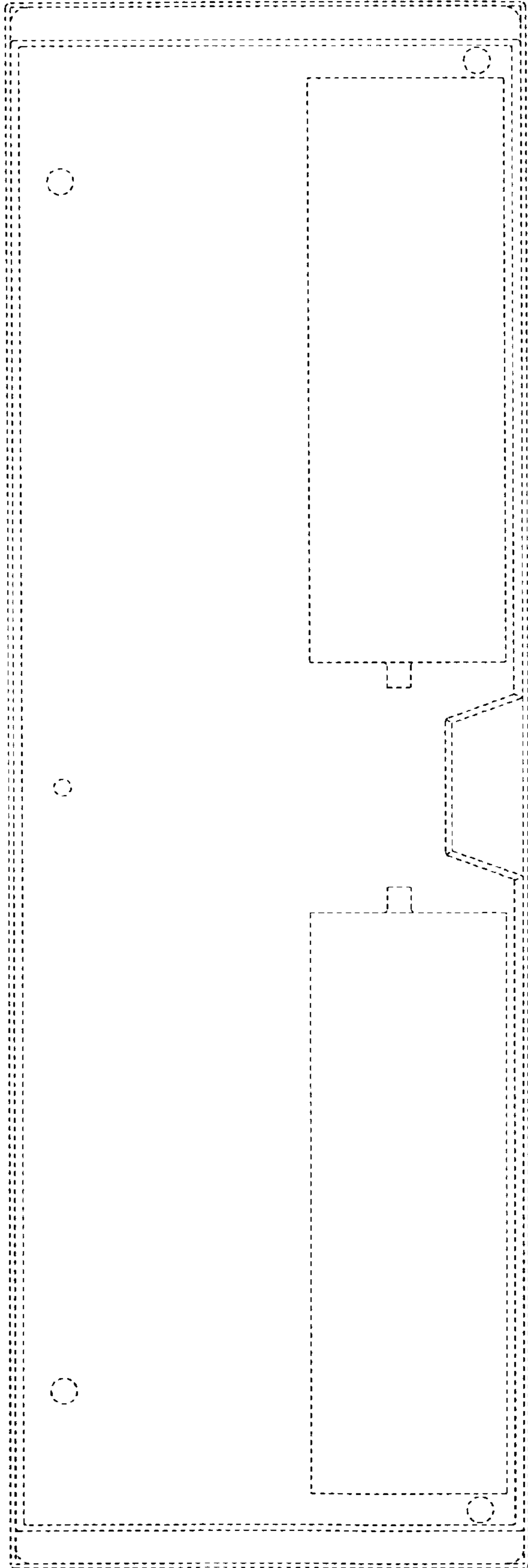


FIG. 7