



US00D566146S

(12) **United States Design Patent**
Bertani

(10) **Patent No.:** **US D566,146 S**

(45) **Date of Patent:** **** Apr. 8, 2008**

(54) **HANDWHEEL**

(75) Inventor: **Alberto Bertani**, Milan (IT)

(73) Assignee: **Elesa S.p.A.**, Monza (IT)

(**) Term: **14 Years**

(21) Appl. No.: **29/284,842**

(22) Filed: **Sep. 17, 2007**

(30) **Foreign Application Priority Data**

Mar. 22, 2007 (IT) MI2007O0066

(51) **LOC (8) Cl.** **15-09**

(52) **U.S. Cl.** **D15/142; D8/309**

(58) **Field of Classification Search** D8/300,
D8/306-310, 352; D15/142; D23/253; 16/429,
16/432; 74/545, 552, 553, 555-558; 118/66,
118/108, 208, 284, 298, 309

See application file for complete search history.

(56) **References Cited**

U.S. PATENT DOCUMENTS

D274,087 S * 5/1984 Yanagi D23/253

5,855,145 A * 1/1999 Hosoi et al. 74/552

D475,269 S * 6/2003 Matern D8/312

D492,180 S * 6/2004 Bertani D8/309

D495,231 S * 8/2004 Bertani D8/309

D530,348 S * 10/2006 Bundschuh D15/142

* cited by examiner

Primary Examiner—Antoine D. Davis

Assistant Examiner—Patricia Palasik

(74) *Attorney, Agent, or Firm*—Pearne & Gordon LLP

(57) **CLAIM**

The ornamental design for a handwheel, as shown and described.

DESCRIPTION

FIG. 1 is a perspective view of my new invention;

FIG. 2 is a front view thereof;

FIG. 3 is a top view thereof;

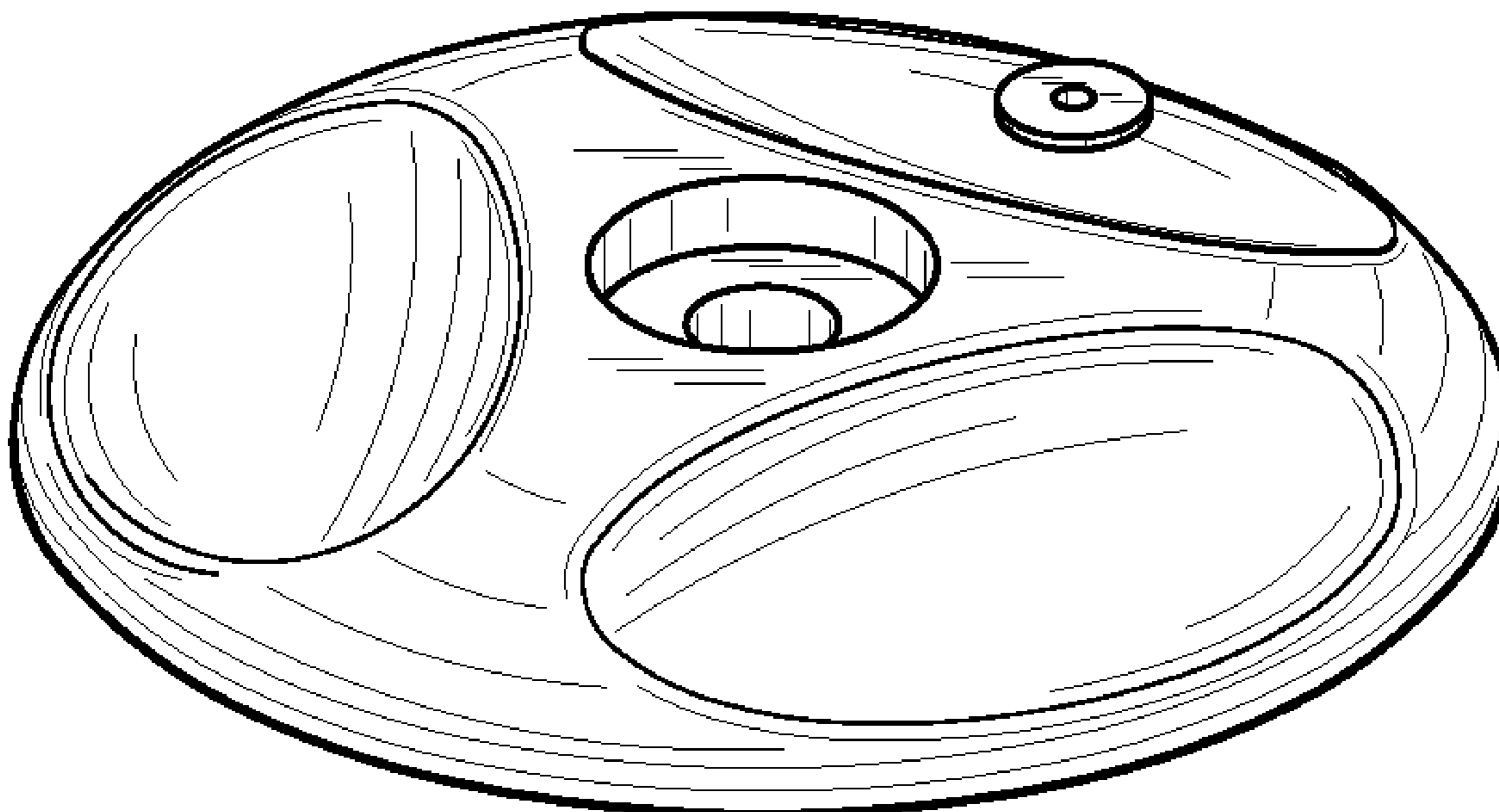
FIG. 4 is a right side view thereof;

FIG. 5 is a left side view thereof; and,

FIG. 6 is a bottom view thereof.

The stem portion of the handwheel shown in broken lines in FIGS. 3-6 forms no part of the claimed design.

1 Claim, 1 Drawing Sheet



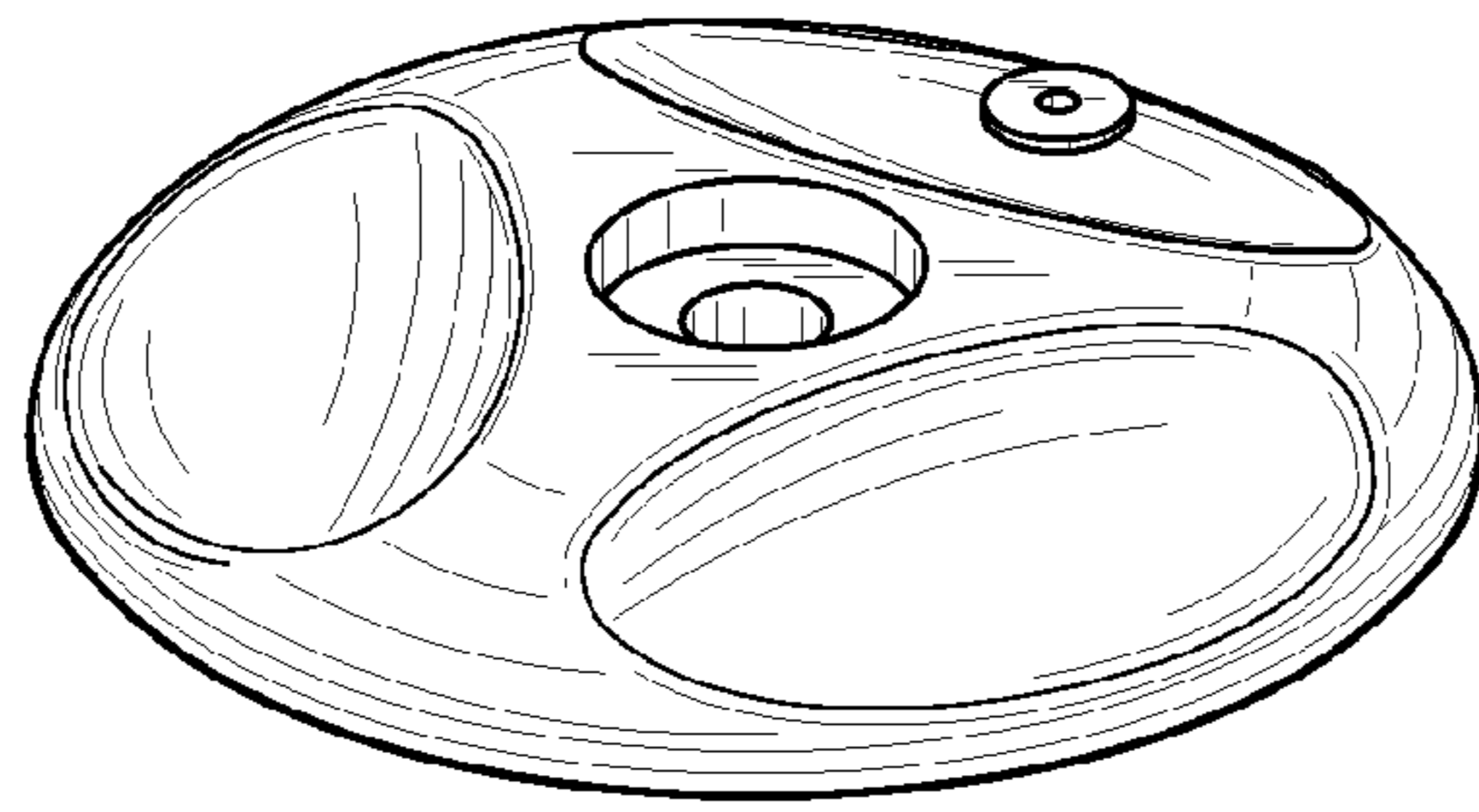


FIG. 1

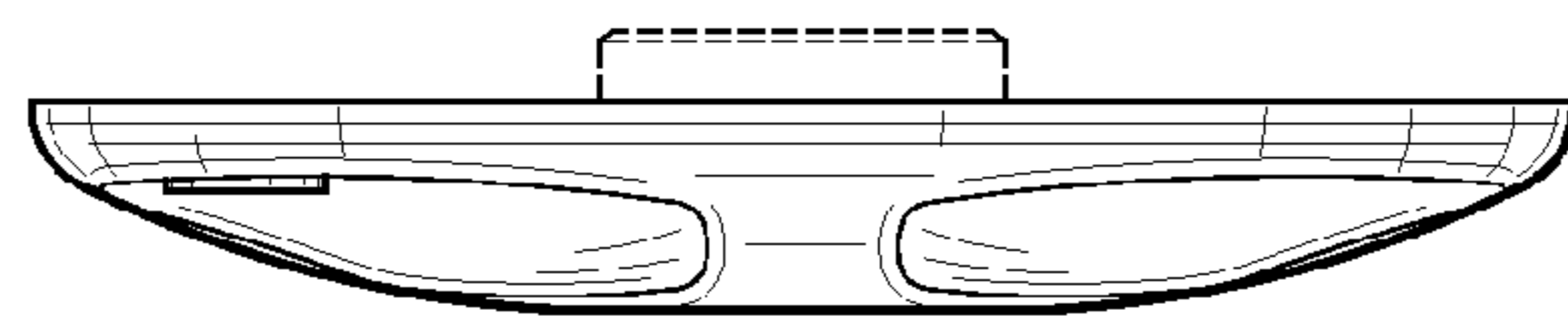


FIG. 3

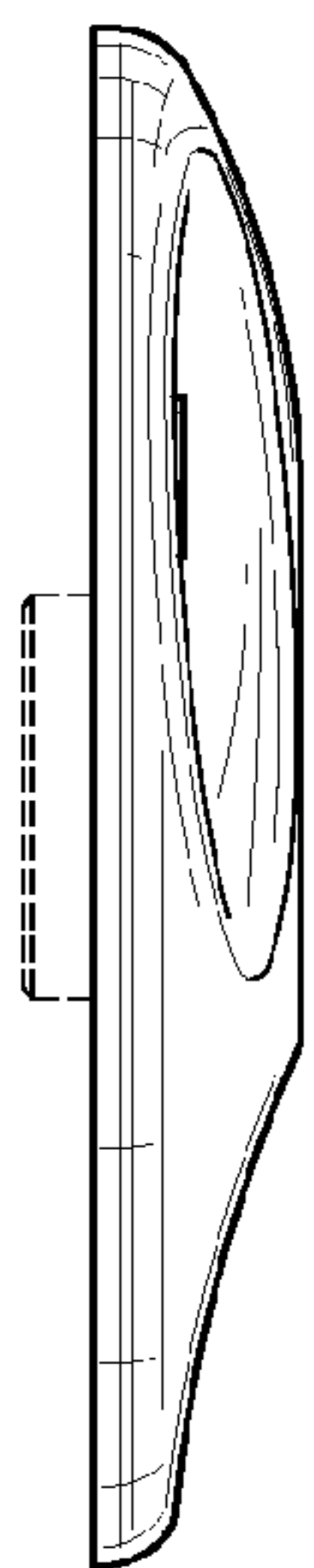


FIG. 5

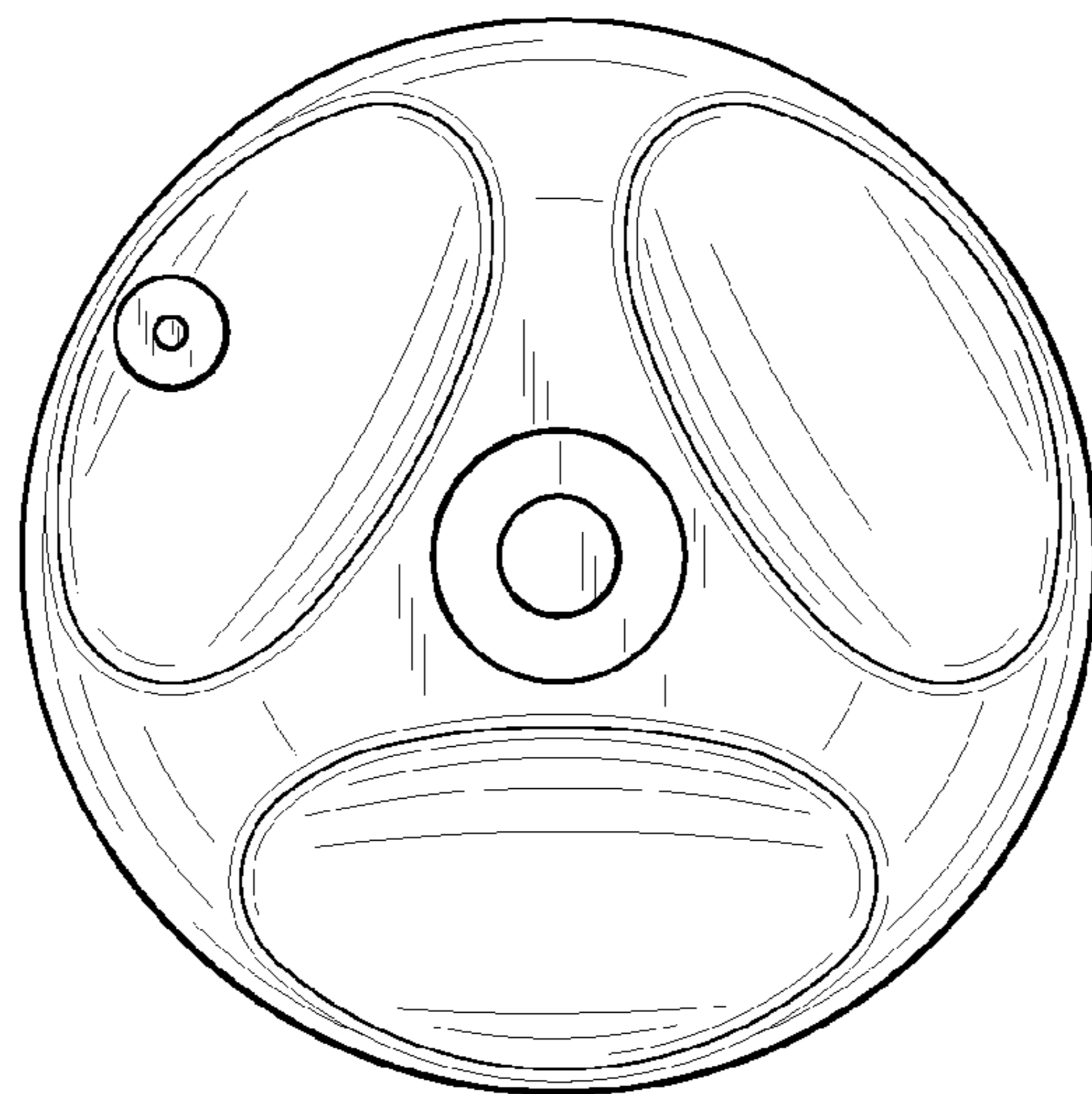


FIG. 2

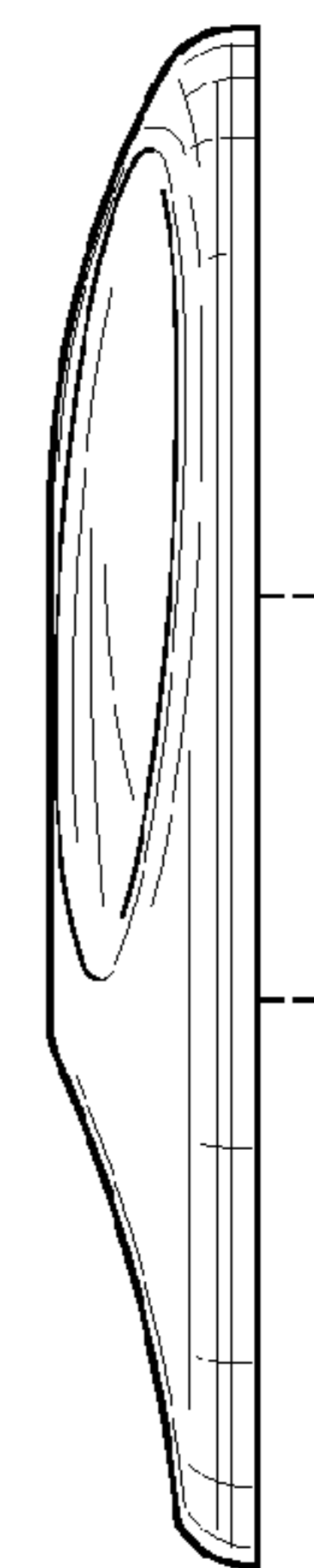


FIG. 4



FIG. 6