

US00D566130S

(12) **United States Design Patent**  
**Entner**

(10) **Patent No.:** **US D566,130 S**  
(45) **Date of Patent:** **\*\* Apr. 8, 2008**

(54) **CARRYING CASE WITH INTEGRATED  
SPEAKER SYSTEM AND PORTABLE MEDIA  
PLAYER WITH CONTROL WINDOW**

(75) Inventor: **Jason Entner**, Brooklyn, NY (US)

(73) Assignee: **Lifepod LLC**, Brooklyn, NY (US)

(\*\*) Term: **14 Years**

(21) Appl. No.: **29/265,382**

(22) Filed: **Aug. 29, 2006**

**Related U.S. Application Data**

(63) Continuation of application No. 11/500,650, filed on Aug. 8, 2006.

(51) **LOC (8) Cl.** ..... **14-03**

(52) **U.S. Cl.** ..... **D14/496; D14/217; D3/218**

(58) **Field of Classification Search** ..... D14/496,  
D14/474, 483, 188, 204, 217, 260, 265; D3/900,  
D3/902, 294, 274, 218; 381/301, 333, 334,  
381/120, 388; 455/344-351; 369/1, 6-12,  
369/75.11; 181/198, 199; D21/324-333;  
463/29-35, 46, 47

See application file for complete search history.

(56) **References Cited**

**U.S. PATENT DOCUMENTS**

3,183,305 A \* 5/1965 Jespersen ..... 381/334  
4,700,395 A \* 10/1987 Long ..... 381/334  
4,843,624 A \* 6/1989 Rashak ..... 381/91  
D334,285 S \* 3/1993 Wilson ..... D3/218  
5,349,575 A \* 9/1994 Park ..... 369/1  
5,533,097 A \* 7/1996 Crane et al. .... 455/552.1

6,520,282 B1 \* 2/2003 Hadzic et al. .... 181/199  
D476,638 S \* 7/2003 Tsukahara ..... D14/168  
D485,280 S \* 1/2004 Hussaini et al. .... D14/496  
D519,275 S \* 4/2006 Shertzer ..... D3/218  
7,039,210 B2 \* 5/2006 Holland ..... 381/334  
D526,662 S \* 8/2006 Choi ..... D14/496  
7,095,867 B2 \* 8/2006 Schul et al. .... 381/334

\* cited by examiner

*Primary Examiner*—Prabhakar Deshmukh

(74) *Attorney, Agent, or Firm*—Gary J. Gershik; Cooper & Dunham LLP

(57) **CLAIM**

The ornamental design for a carrying case with integrated speaker system and portable media player with control window, as shown and described.

**DESCRIPTION**

FIG. 1 is a perspective view of a carrying case with integrated speaker and portable media player with control window showing my new design;

FIG. 2 is a perspective view of a second embodiment of FIG. 1, the only difference being the layout of the front panel;

FIG. 3 is a front perspective view of a portable media player shown in FIG. 1, in closed position;

FIG. 4 is a rear view of FIG. 1;

FIG. 5 is a front perspective view of FIG. 3, shown in open position; and,

FIG. 6 is a front perspective view of FIG. 3, shown in open position with a portable media player therein.

**1 Claim, 4 Drawing Sheets**




Fig. 1





Fig. 2






Fig. 3




Fig. 5

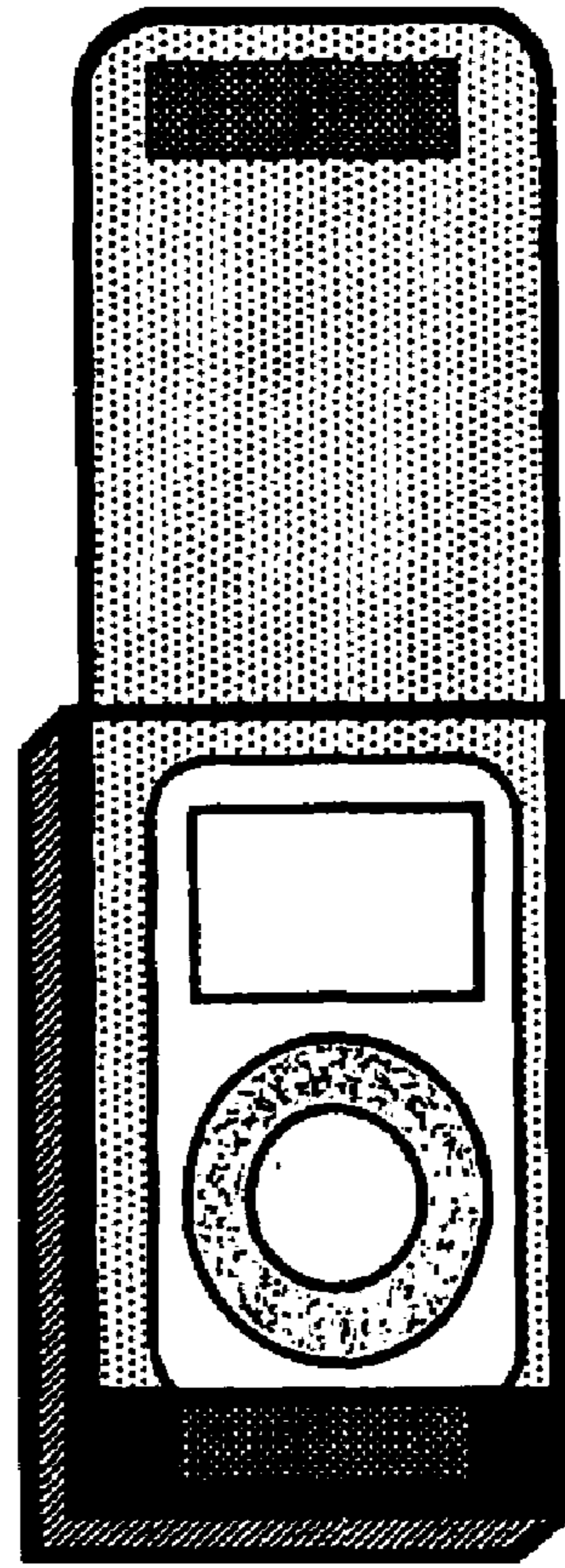


Fig. 6

Fig. 4

