

US00D566128S

(12) **United States Design Patent**
Kwon et al.

(10) **Patent No.:** **US D566,128 S**
(45) **Date of Patent:** **** Apr. 8, 2008**

(54) **VIDEO DISPLAY FOR PDA**

(75) Inventors: **Giang Yoon Kwon**, Guri-si (KR); **Ji Yeon Kwak**, Seoul (KR)

(73) Assignee: **Samsung Electronics Co., Ltd.**, Suwon-Si (KR)

(**) Term: **14 Years**

(21) Appl. No.: **29/267,450**

(22) Filed: **Oct. 16, 2006**

(30) **Foreign Application Priority Data**

Apr. 17, 2006 (KR) 30-2006-0014266

(51) **LOC (8) Cl.** **14-04**

(52) **U.S. Cl.** **D14/487**

(58) **Field of Classification Search** D14/485-495;
715/700-867, 973-977

See application file for complete search history.

(56) **References Cited**

U.S. PATENT DOCUMENTS

5,886,697 A * 3/1999 Naughton et al. 715/706
7,146,574 B2 * 12/2006 Goldthwaite et al. 715/838
2004/0140995 A1 * 7/2004 Goldthwaite et al. 345/716

2004/0250217 A1 * 12/2004 Tojo et al. 715/810
2006/0069997 A1 * 3/2006 Hsieh et al. 715/713
2007/0124677 A1 * 5/2007 de los Reyes et al. 715/705
2007/0168879 A1 * 7/2007 Reville et al. 715/810

* cited by examiner

Primary Examiner—Cathron Brooks

Assistant Examiner—Deanna Fluegeman

(74) *Attorney, Agent, or Firm*—Staas & Halsey LLP

(57) **CLAIM**

The ornamental design for the video display for PDA, as shown and described.

DESCRIPTION

FIG. 1 is a perspective view of a video display for PDA of FIG. 1;

FIG. 2 is a front view of the video display for PDA of FIG. 1; and,

FIG. 3 is enlarged front view of the video display for PDA of FIG. 1.

The broken line showing of a PDA is included for the purpose of illustrating environment and forms no part of the claimed design.

1 Claim, 3 Drawing Sheets

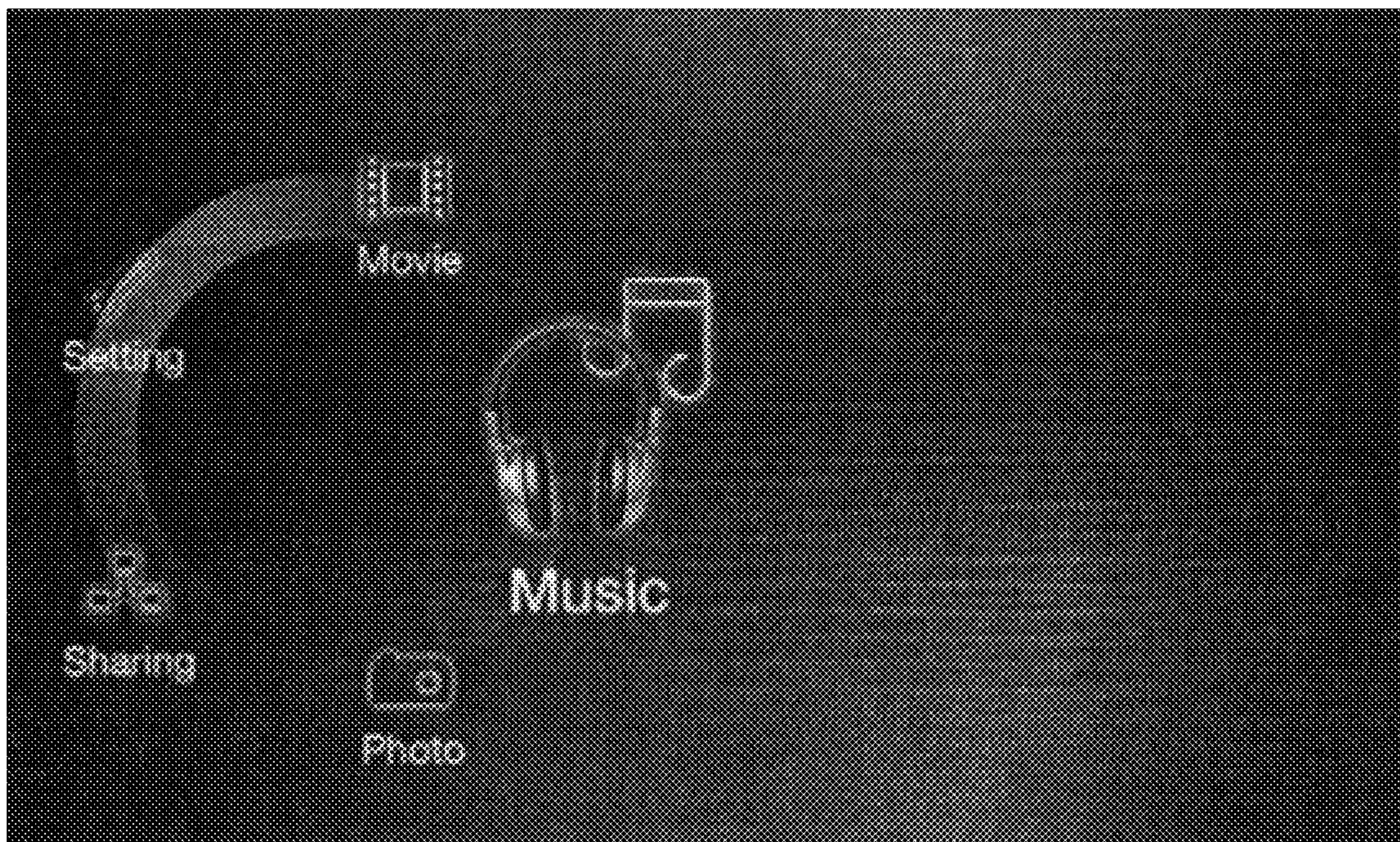


FIG. 1

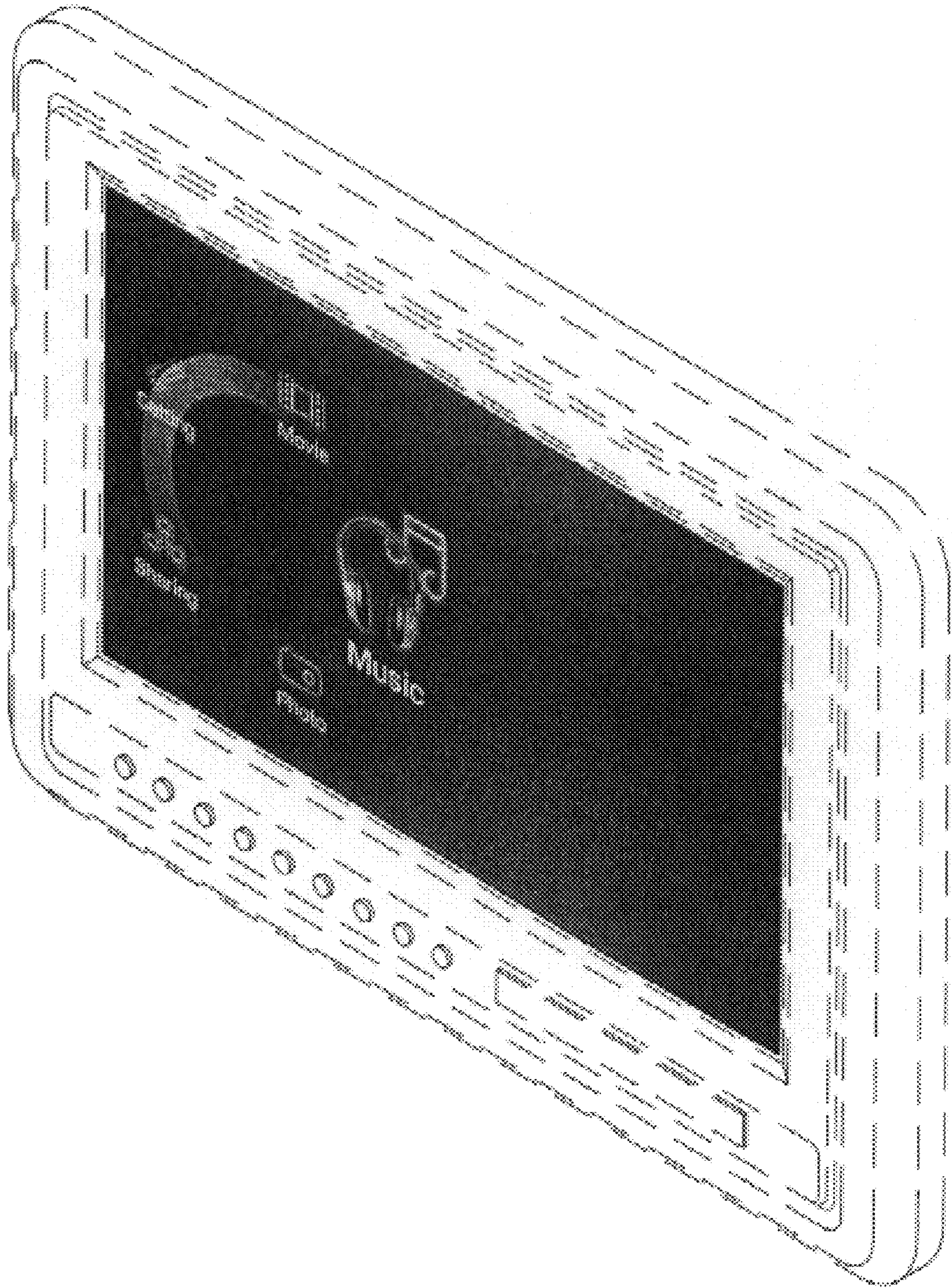


FIG. 2




FIG. 3

