

US00D566116S

(12) **United States Design Patent** (10) **Patent No.:** **US D566,116 S**
Hu (45) **Date of Patent:** **** Apr. 8, 2008**

(54) **DIGITAL PHOTOS BACKUP/SHARING DEVICE**

(75) Inventor: **Jack Hu**, Jhonghe (TW)

(73) Assignee: **EZPNP Technologies Corp.**, Taipei (TW)

(**) Term: **14 Years**

(21) Appl. No.: **29/233,126**

(22) Filed: **Jun. 29, 2005**

(30) **Foreign Application Priority Data**

Jan. 3, 2005 (TW) 94300008

(51) **LOC (8) Cl.** **14-02**

(52) **U.S. Cl.** **D14/368**

(58) **Field of Classification Search** D14/301, D14/313, 348-9, 351-8, 363, 368, 370, 432, D14/435-6, 496, 137, 155, 167-168, 240, D14/242, 299; 711/100, 115; 361/685, 725, 361/752; 369/272.1, 273, 75.11; 360/133, 360/97.01, 97.03; D13/149, 184; D3/201, D3/273

See application file for complete search history.

(56) **References Cited**

U.S. PATENT DOCUMENTS

- D349,520 S * 8/1994 Iwakami D21/332
- D383,452 S * 9/1997 Thompson et al. D14/368
- D391,239 S * 2/1998 Carlson D14/368
- D406,588 S * 3/1999 Sogabe D14/156
- D408,381 S * 4/1999 Nelson et al. D14/368
- D412,160 S * 7/1999 Nelson D14/435
- D413,893 S * 9/1999 Luzbetak et al. D14/240

- D418,823 S * 1/2000 Matsuzaka D21/420
- D429,245 S * 8/2000 Hu D14/349
- D441,747 S * 5/2001 Liu et al. D14/356
- D452,226 S * 12/2001 Simpson et al. D14/167
- D511,763 S * 11/2005 Deguchi D14/167
- 2007/0088913 A1 * 4/2007 Hu 711/115

OTHER PUBLICATIONS

- http://www.chic.com.tw/eng/products_model_mice.asp?pid=5a&pmid=29&pmdid=221, Nov. 14, 2006.*
- <http://www.eznp.com/detail/72103/72103.html>, Oct. 29, 2007.*
- <http://www.simaproducts.com/display.php?image=hitch.jpg&title=Front%20-%20Hitch%20USB%20Transfer%20Device>, Nov. 14, 2006, p. 1.*

* cited by examiner

Primary Examiner—Robin V. Webster
Assistant Examiner—Karen E Kearney


(57) **CLAIM**

The ornamental design for a digital photos backup/sharing device, as shown and described.

DESCRIPTION

- FIG. 1 is a perspective view of a digital photos backup/sharing device showing my new design;
- FIG. 2 is a front view thereof;
- FIG. 3 is a rear view thereof;
- FIG. 4 is a left side view thereof;
- FIG. 5 is a right side view thereof;
- FIG. 6 is a top view thereof; and,
- FIG. 7 is a bottom view thereof.

1 Claim, 5 Drawing Sheets






FIG. 1

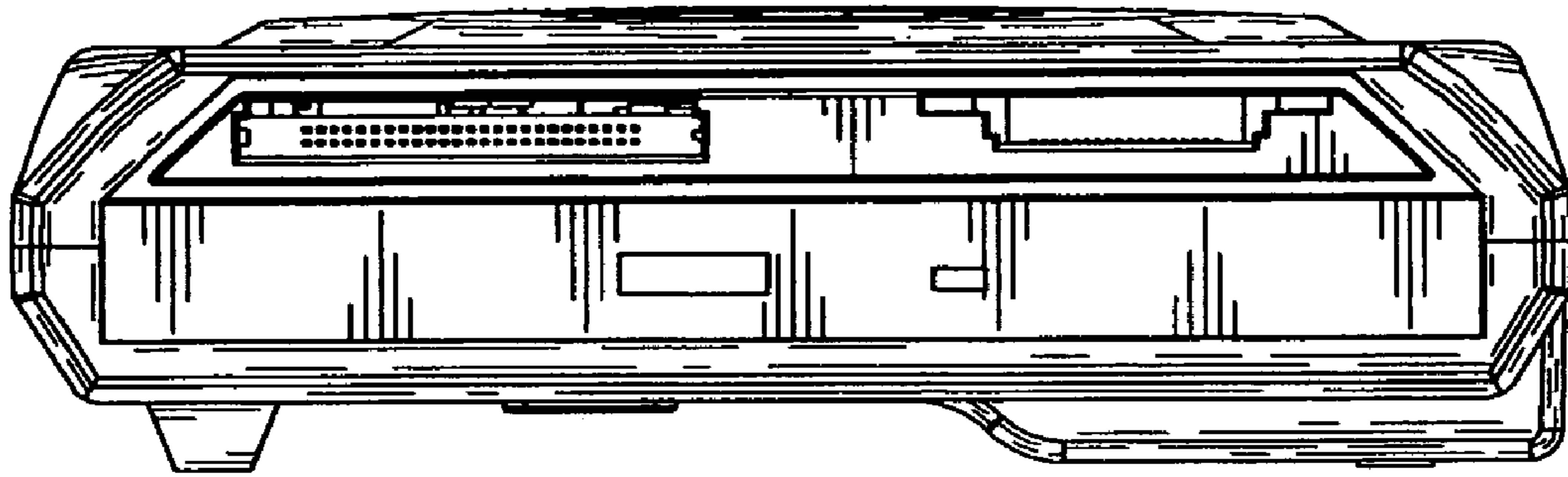


FIG. 2

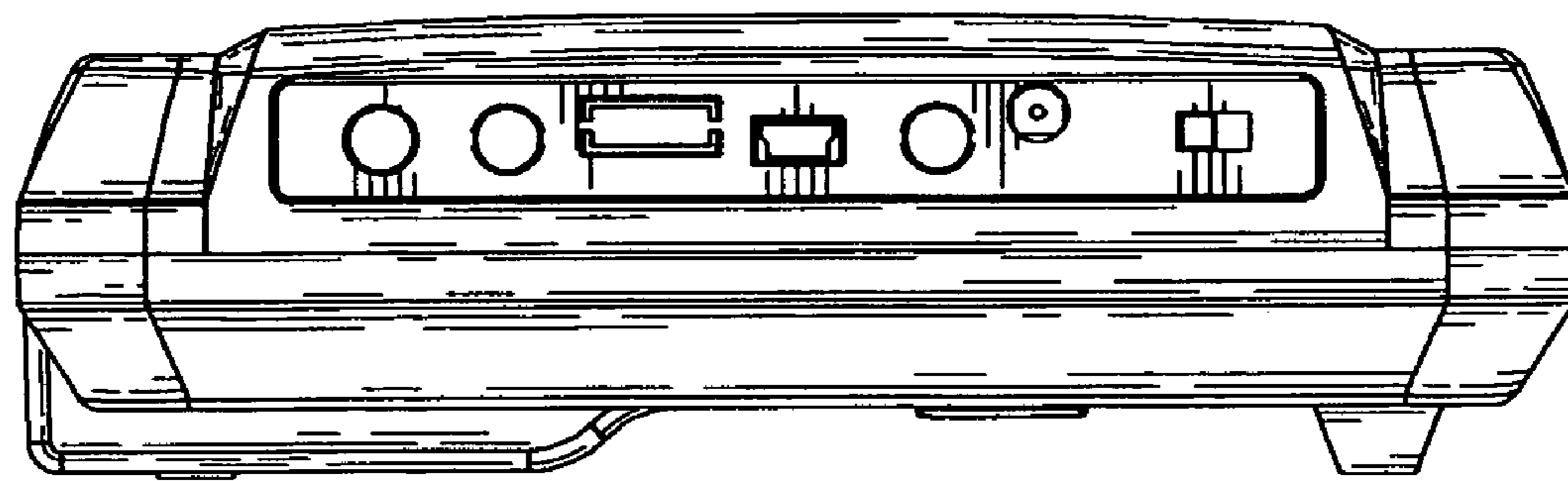


FIG. 3




FIG. 4




FIG. 5

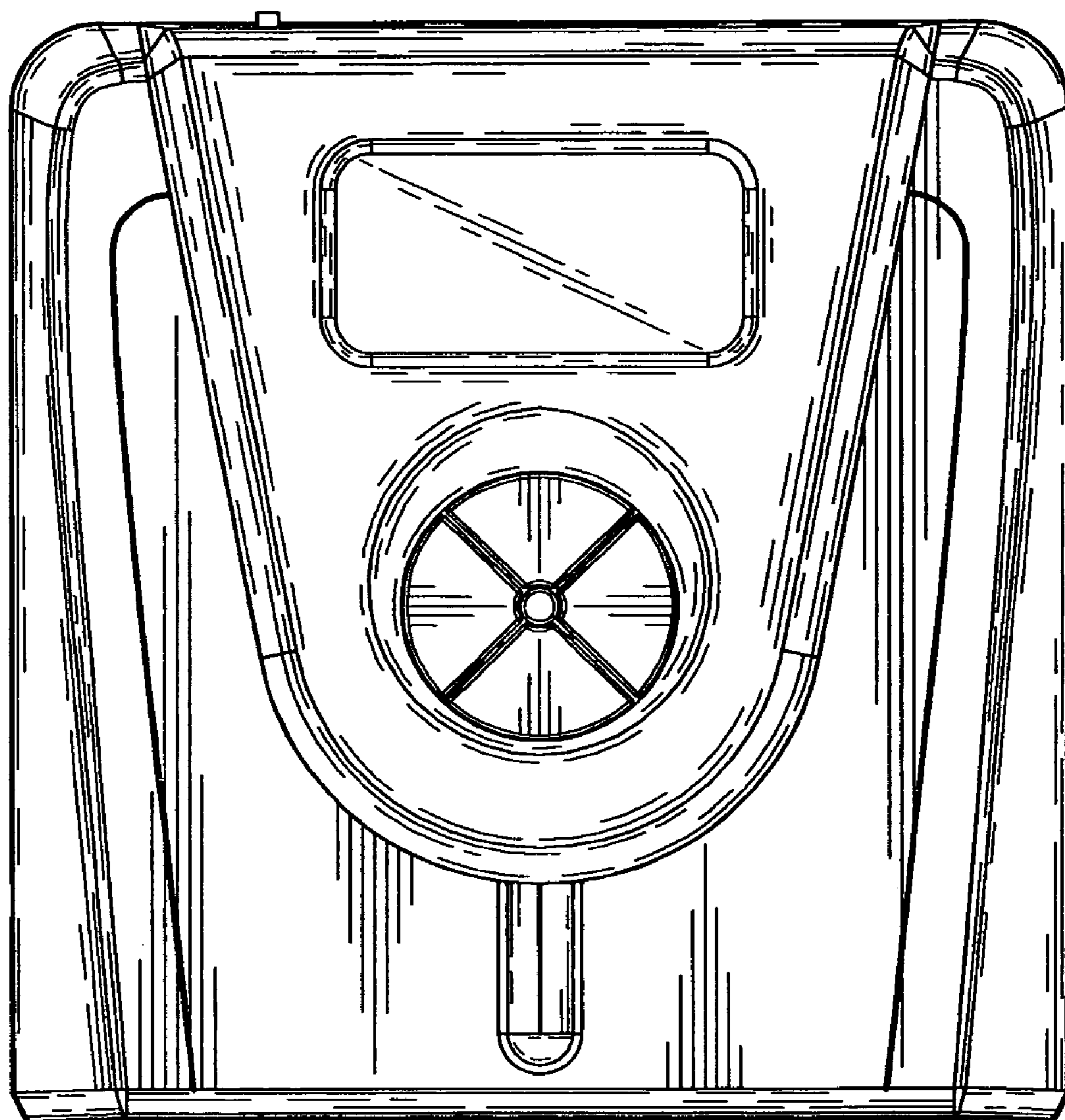


FIG. 6

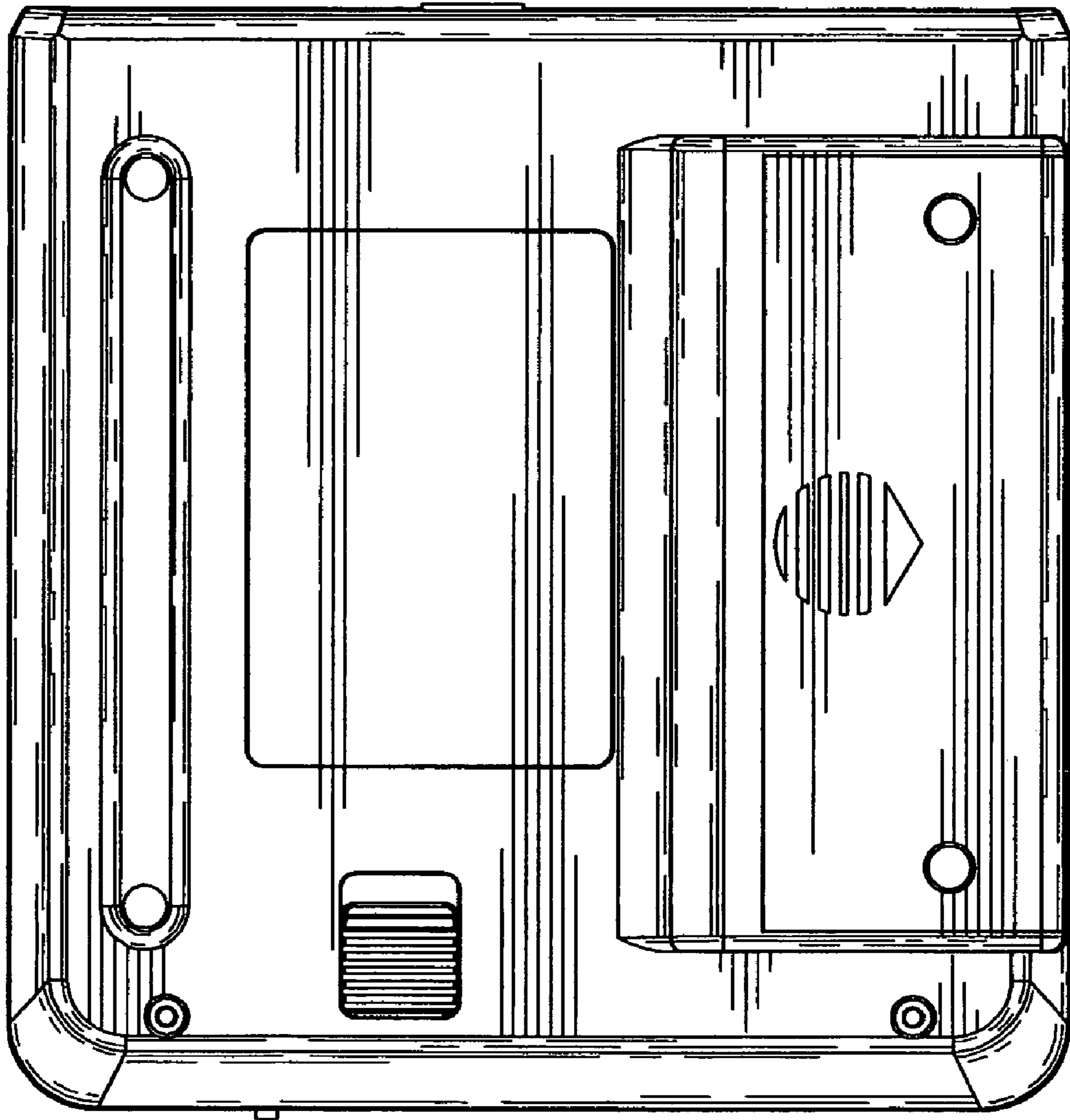


FIG. 7