

US00D566033S

(12) **United States Design Patent**
Gauger et al.

(10) **Patent No.:** **US D566,033 S**

(45) **Date of Patent:** **** Apr. 8, 2008**

(54) **POWER-ASSISTED VEHICLE COVERING DEVICE**

(75) Inventors: **Derek K. Gauger**, Ann Arbor, MI (US); **Thomas W. Hindson**, Coconut Creek, FL (US); **Steven T. Kramer**, Clarkston, MI (US)

(73) Assignee: **Cloak International, Inc.**, Del Ray Beach, FL (US)

(**) Term: **14 Years**

(21) Appl. No.: **29/259,167**

(22) Filed: **May 3, 2006**

(51) **LOC (8) Cl.** **12-16**

(52) **U.S. Cl.** **D12/401**

(58) **Field of Classification Search** D12/401;
296/136; 150/166, 168; 254/323; 160/32,
160/33, 35, 84.02, 84.06, 370.21, 370.22,
160/370.23, 84.1 A, 84.1 E, 37.2 B; 226/170,
226/172

See application file for complete search history.

(56) **References Cited**

U.S. PATENT DOCUMENTS

2,801,667	A *	8/1957	Curran	150/166
4,848,823	A *	7/1989	Flohr et al.	296/98
5,176,421	A *	1/1993	Fasiska	296/136.03
5,511,845	A *	4/1996	Hindson	296/136.04
5,628,542	A *	5/1997	Hindson	296/136.04
5,823,607	A	10/1998	Hindson		

5,902,003	A	5/1999	Hindson		
6,044,881	A *	4/2000	Welch et al.	150/166
6,427,709	B1 *	8/2002	Montes	135/88.07
6,427,751	B1 *	8/2002	Schlecht et al.	160/370.22
6,547,307	B2 *	4/2003	Schlecht et al.	296/97.4
6,578,900	B1 *	6/2003	Riportella	296/136.12
D495,881	S *	9/2004	Berti	D4/138
2005/0236117	A1 *	10/2005	Lin	160/267.1
2006/0225822	A1 *	10/2006	Chen	150/166

* cited by examiner

Primary Examiner—Robert M. Spear

Assistant Examiner—Katrina A Kile

(74) *Attorney, Agent, or Firm*—Young Basile Hanlon MacFarlane & Helmholtz PC.

(57) **CLAIM**

The ornamental design for a power-assisted vehicle covering device, as shown and described.

DESCRIPTION

FIG. 1 is a front left-side perspective view of a power-assisted vehicle covering device showing our new design;

FIG. 2 is front elevational view thereof

FIG. 3 is a rear elevational view thereof;

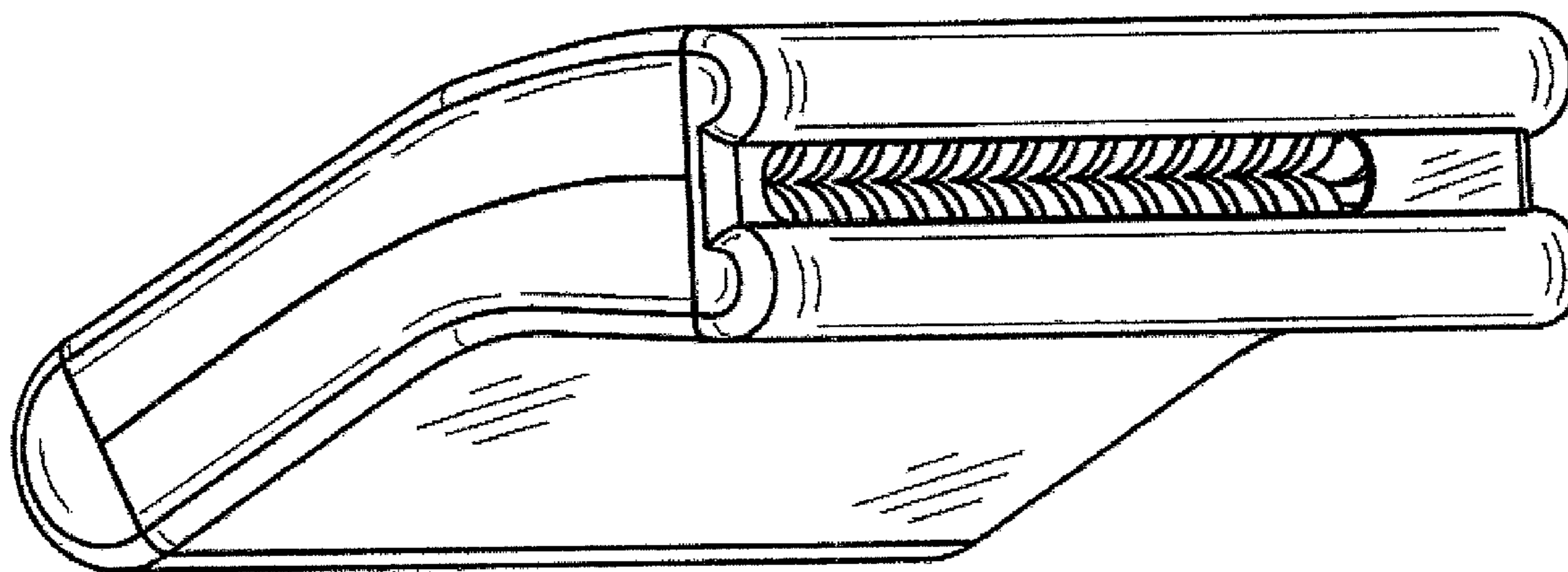
FIG. 4 is a top plan view thereof;

FIG. 5 is a bottom plan view thereof;

FIG. 6 is a right side elevational view thereof; and,

FIG. 7 is a left side elevational view thereof.

1 Claim, 7 Drawing Sheets






FIG. 1

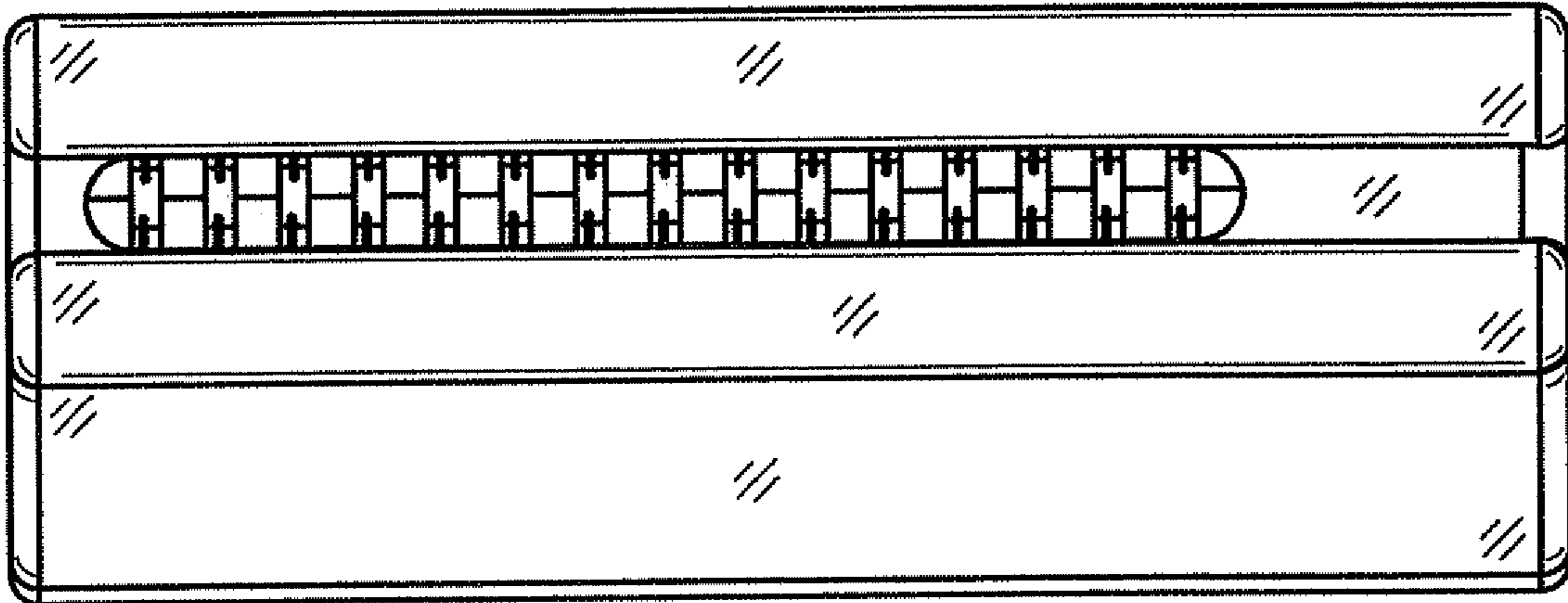


FIG. 2




FIG. 3




FIG. 4




FIG. 5

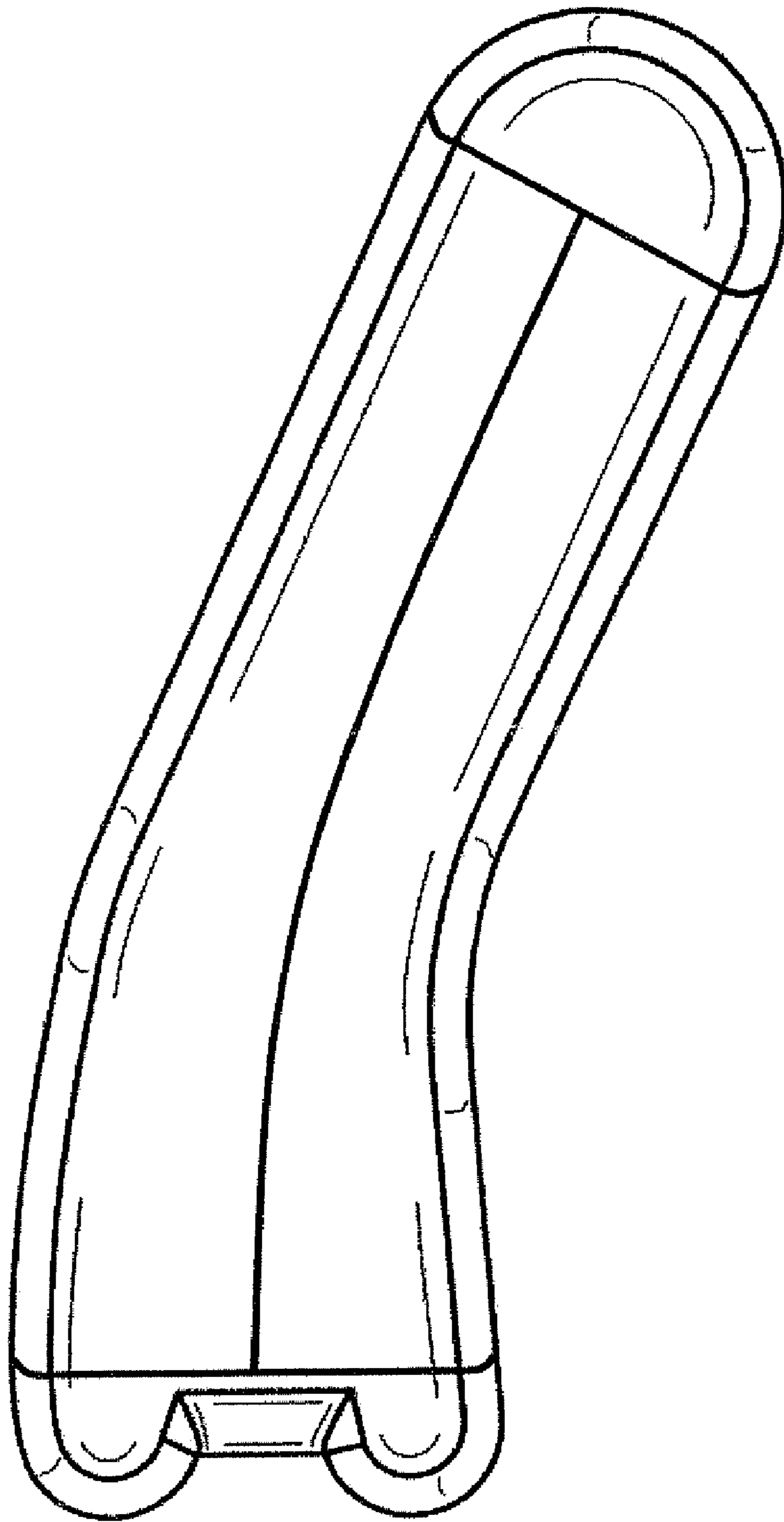


FIG. 6

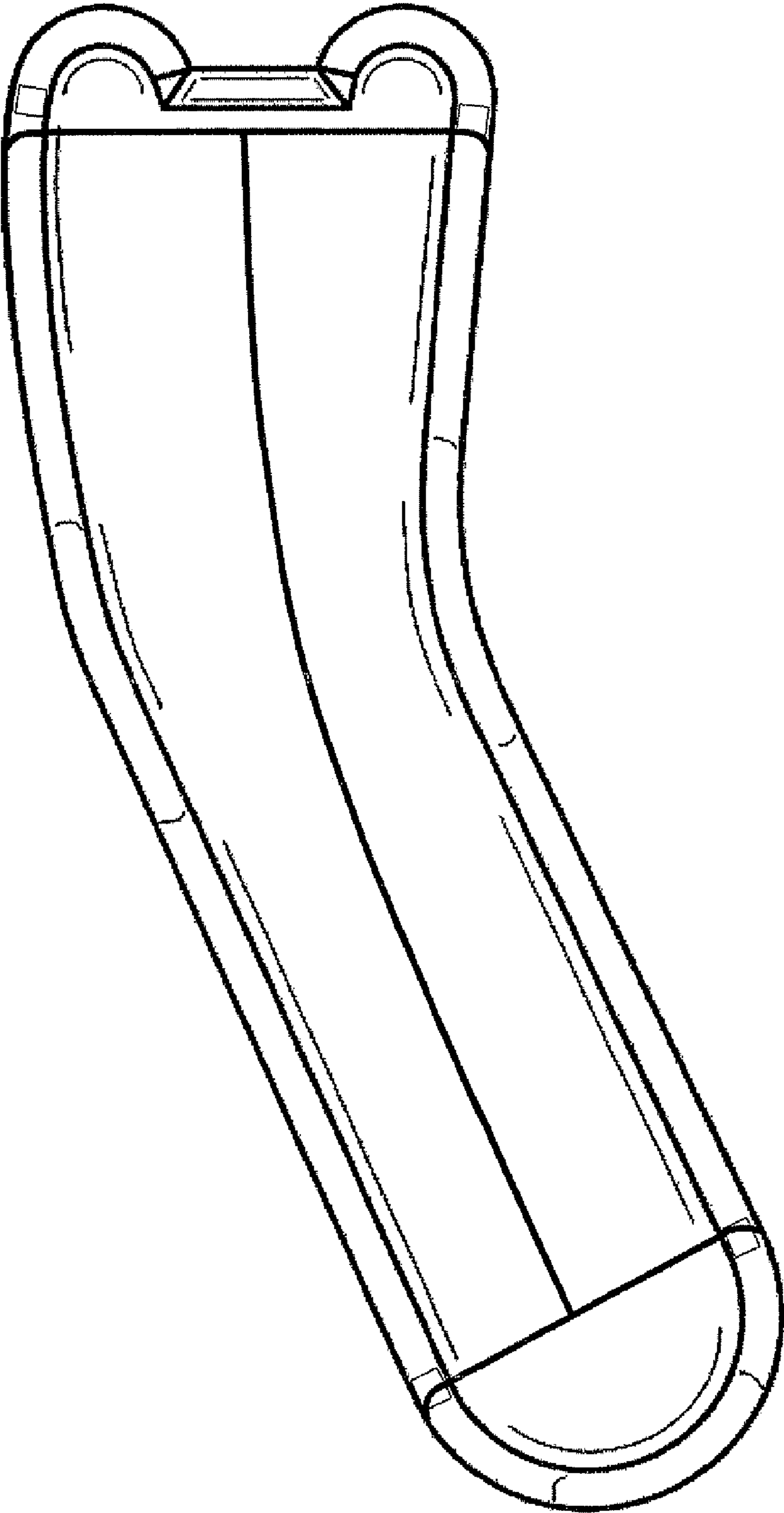


FIG. 7