



US00D566031S

(12) **United States Design Patent**
Beaunis et al.

(10) **Patent No.:** **US D566,031 S**

(45) **Date of Patent:** **** Apr. 8, 2008**

(54) **PLANE**

(75) Inventors: **Clement Beaunis**, Toulouse (FR);
Nick-John Herniman, Blagnac (FR);
Eric Maury, Toulouse (FR)

(73) Assignee: **Airbus France S.A.S.**, Toulouse (FR)

(**) Term: **14 Years**

(21) Appl. No.: **29/210,213**

(22) Filed: **Jul. 29, 2004**

Related U.S. Application Data

(63) Continuation of application No. 29/194,572, filed on Nov. 28, 2003, now Pat. No. Des. 495,988.

(30) **Foreign Application Priority Data**

Jun. 20, 2003 (EP) 42908

(51) **LOC (8) Cl.** **12-07**

(52) **U.S. Cl.** **D12/319**

(58) **Field of Classification Search** D12/319,
D12/322, 332-334, 341-343; 244/45 A,
244/45 R, 13, 15, 55, 91

See application file for complete search history.

(56) **References Cited**

U.S. PATENT DOCUMENTS

D397,989 S 9/1998 Al-Sabah
D426,804 S 6/2000 Birrenbach
D451,879 S 12/2001 Fraser

D453,014 S * 1/2002 Fraser D12/319
D484,451 S 12/2003 Fraser
D494,530 S * 8/2004 Fraser D12/319
D494,531 S * 8/2004 Fraser D12/319
D499,687 S * 12/2004 Fraser D12/319
D517,467 S * 3/2006 Vigneron et al. D12/319

* cited by examiner

Primary Examiner—Ian Simmons

Assistant Examiner—Maurice Stevens

(74) *Attorney, Agent, or Firm*—Oblon, Spivak, McClelland,
Maier & Neustadt, P.C.

(57) **CLAIM**

The ornamental design for a plane, as shown and described.

DESCRIPTION

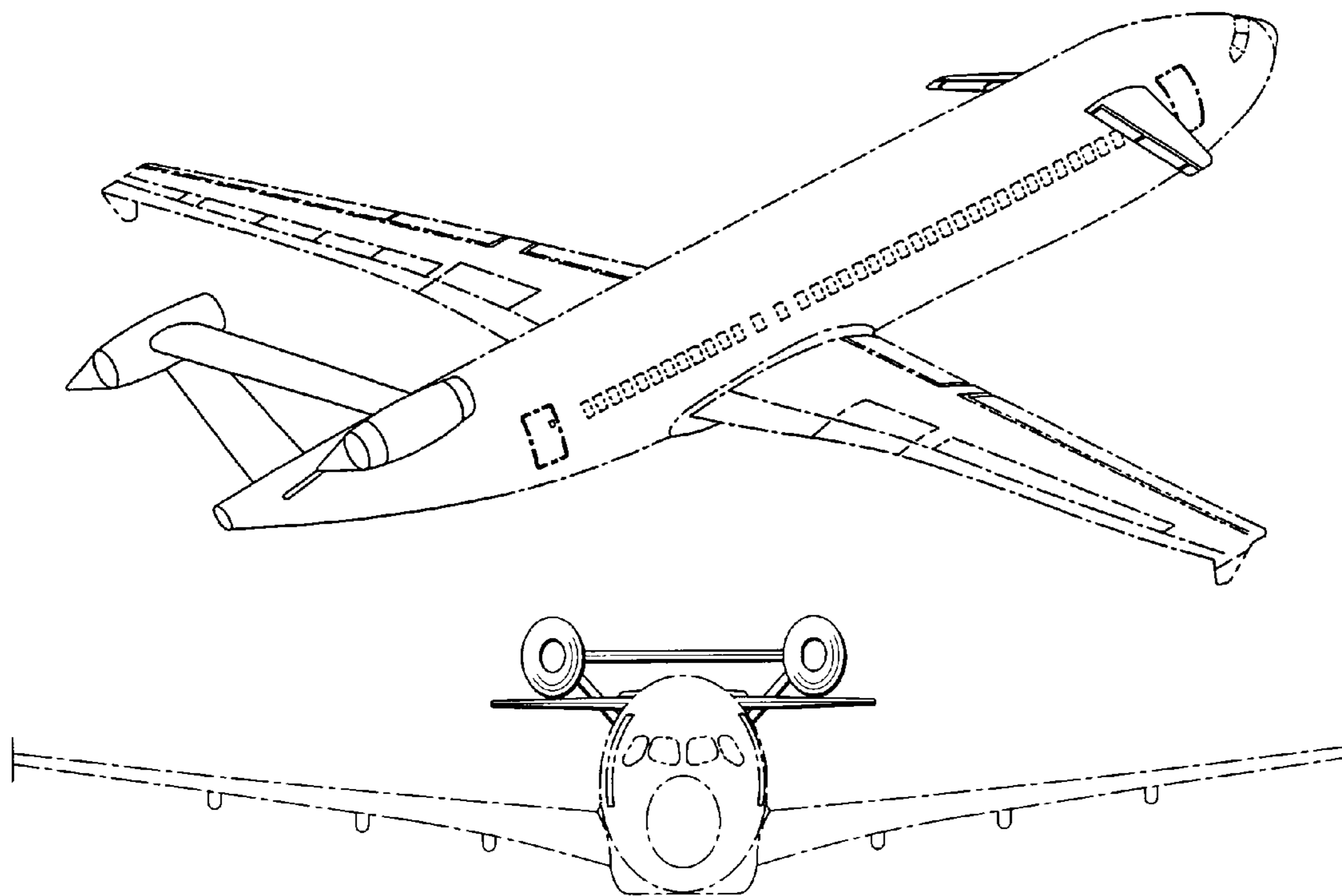
FIG. 1 is a top, rear and left side perspective view of a plane, showing our design; and

FIG. 2 is a top, front and right side perspective view thereof; and,

FIG. 3 is a front view thereof.

The phantom-line and/or broken-line depictions in FIGS. 1 and 2 are shown for environmental and illustrative purposes only, and form no part of the claimed design of the present invention. Also, the exhaust rings shown in FIGS. 1 and 2 are shown for environmental and illustrative purposes only, and form no part of the claimed design of the present invention.

1 Claim, 2 Drawing Sheets



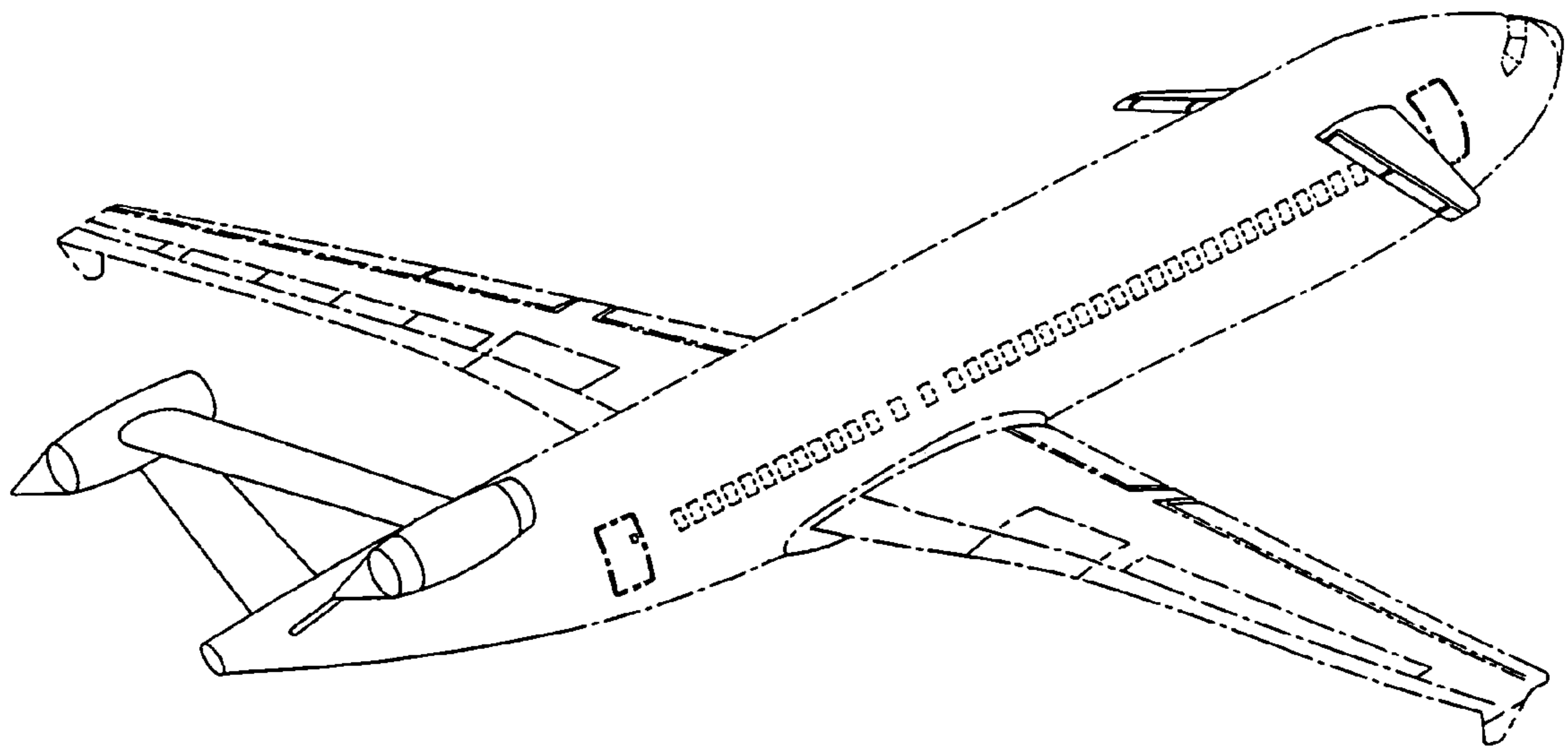


FIG. 1

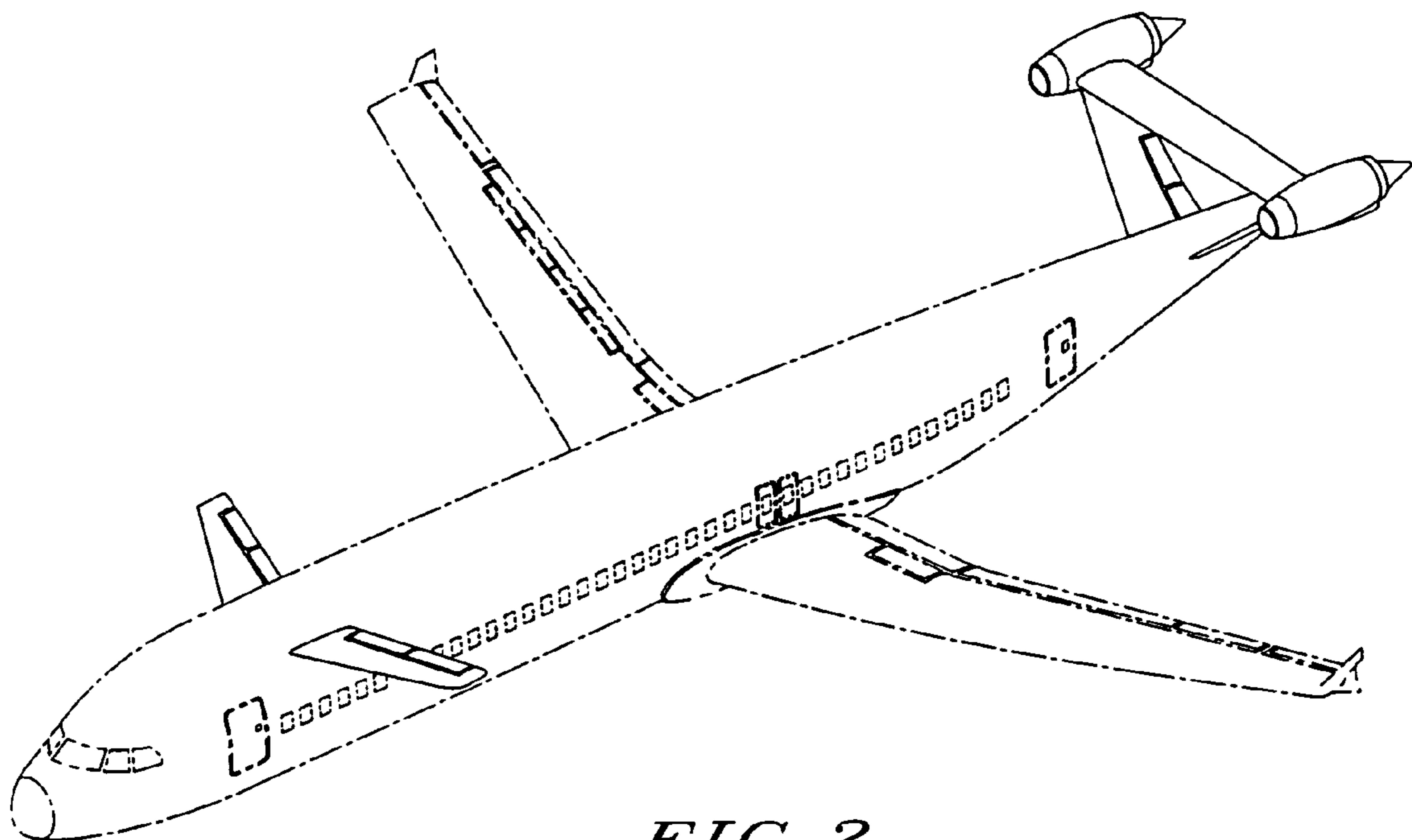


FIG. 2

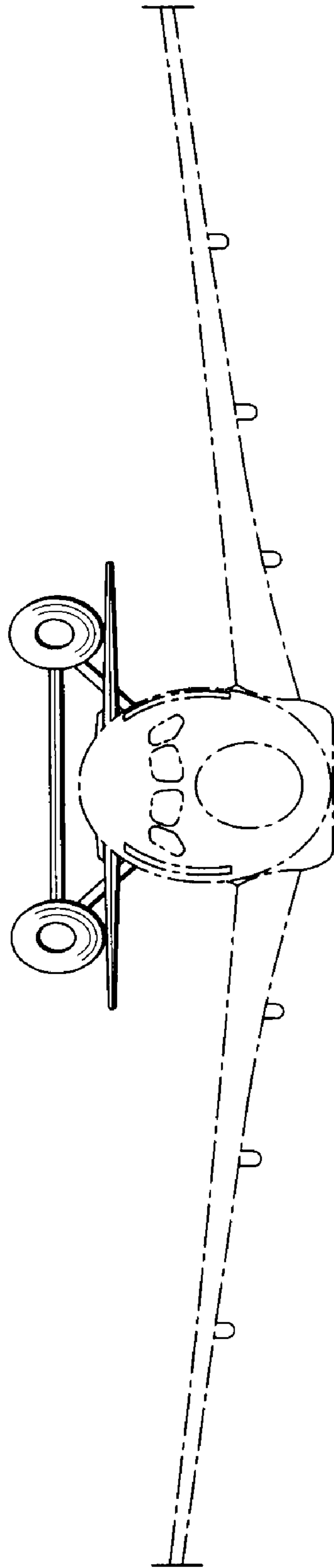


Fig. 3