



US00D566026S

(12) **United States Design Patent**  
**Hu**

(10) **Patent No.:** **US D566,026 S**

(45) **Date of Patent:** **\*\* Apr. 8, 2008**

(54) **LICENSE PLATE FRAME**

(76) Inventor: **Ming-Liang Hu**, No. 129, Lane 523,  
Sec. 3, Chung Cheng Rd., Jen Te,  
Tainan Hsien (TW)

(\*\*) Term: **14 Years**

(21) Appl. No.: **29/290,294**

(22) Filed: **Nov. 16, 2007**

(51) **LOC (8) Cl.** ..... **12-16**

(52) **U.S. Cl.** ..... **D12/193**

(58) **Field of Classification Search** ..... D12/193;  
D6/300-303, 310-314; 40/200-203, 207-216

See application file for complete search history.

(56) **References Cited**

**U.S. PATENT DOCUMENTS**

D384,627 S	*	10/1997	Clark et al.	.....	D12/193
D441,334 S	*	5/2001	Hussaini et al.	.....	D12/193
D491,854 S	*	6/2004	Spencer	.....	D12/193
D510,718 S	*	10/2005	Spencer	.....	D12/193
D531,558 S	*	11/2006	Peng	.....	D12/193

\* cited by examiner

*Primary Examiner*—Stacia Cadmus

(74) *Attorney, Agent, or Firm*—Morgan, Lewis & Bockius  
LLP

(57) **CLAIM**

The ornamental design for license plate frame, as shown and  
described.

**DESCRIPTION**

FIG. 1 is a perspective view of license plate frame showing  
my new design;

FIG. 2 is a front elevational view thereof;

FIG. 3 is a rear elevational view thereof;

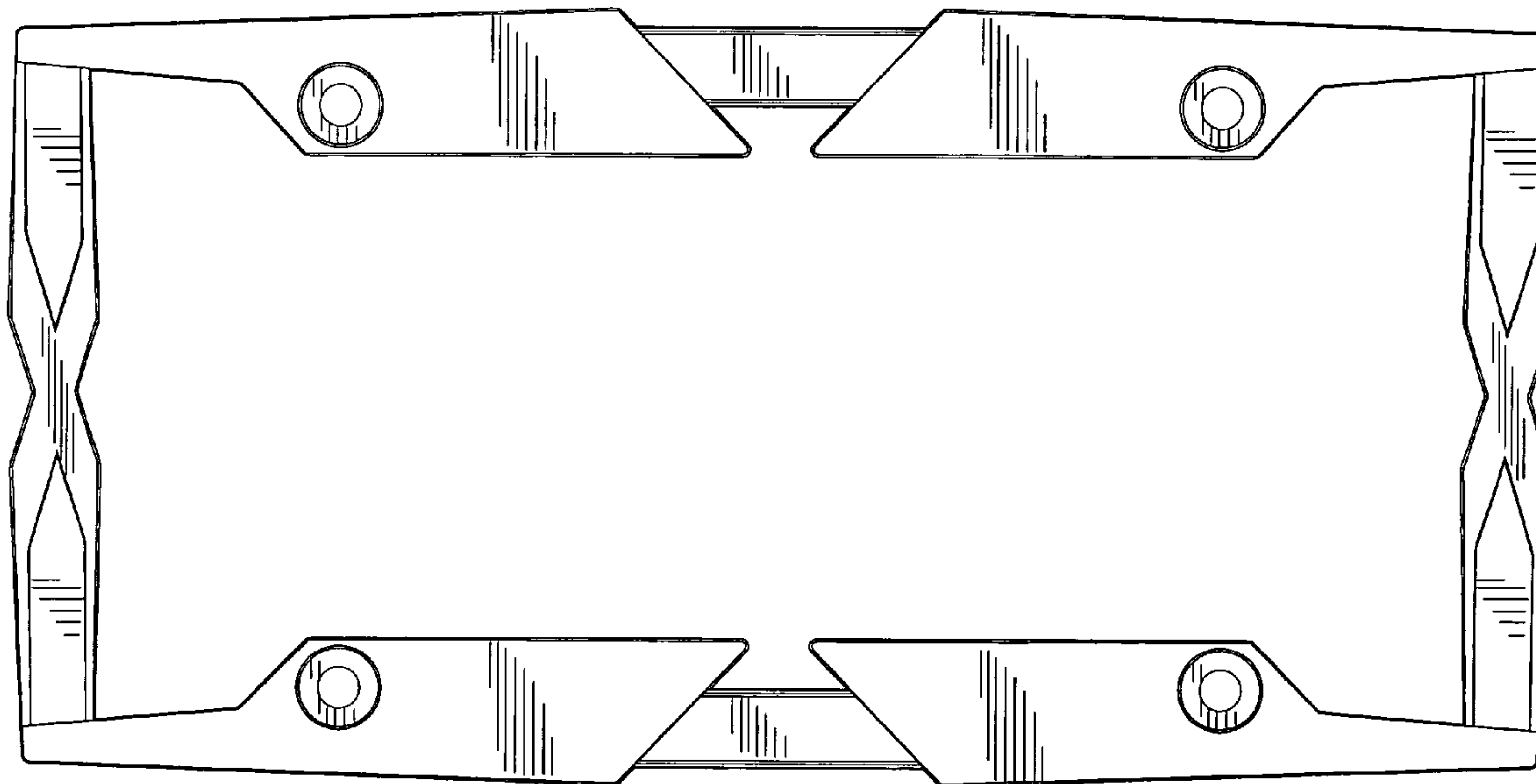
FIG. 4 is a left side elevational view thereof;

FIG. 5 is a right side elevational view thereof;

FIG. 6 is a top plan view thereof; and,

FIG. 7 is a bottom plan view thereof.

**1 Claim, 5 Drawing Sheets**



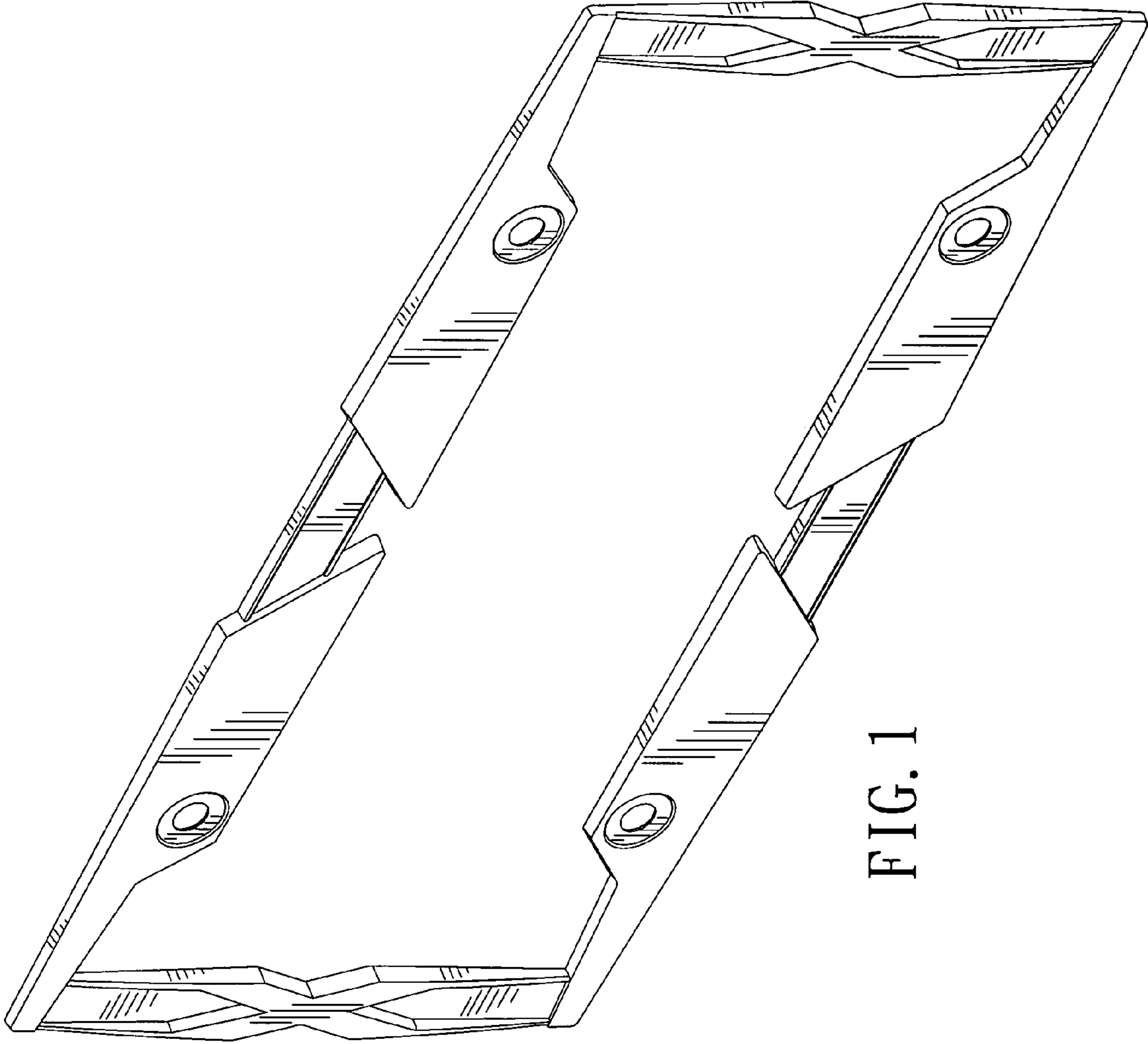


FIG. 1

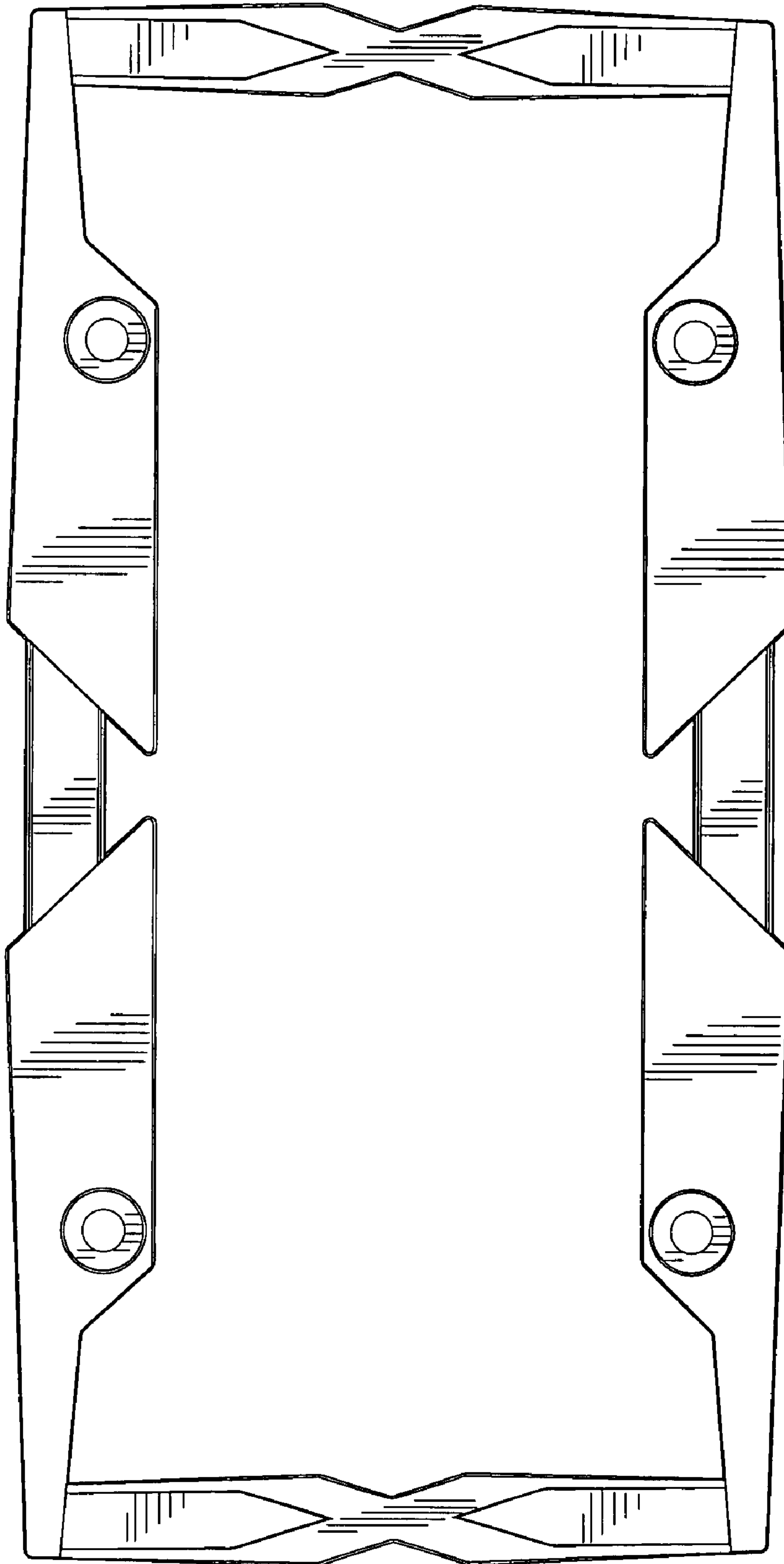


FIG. 2

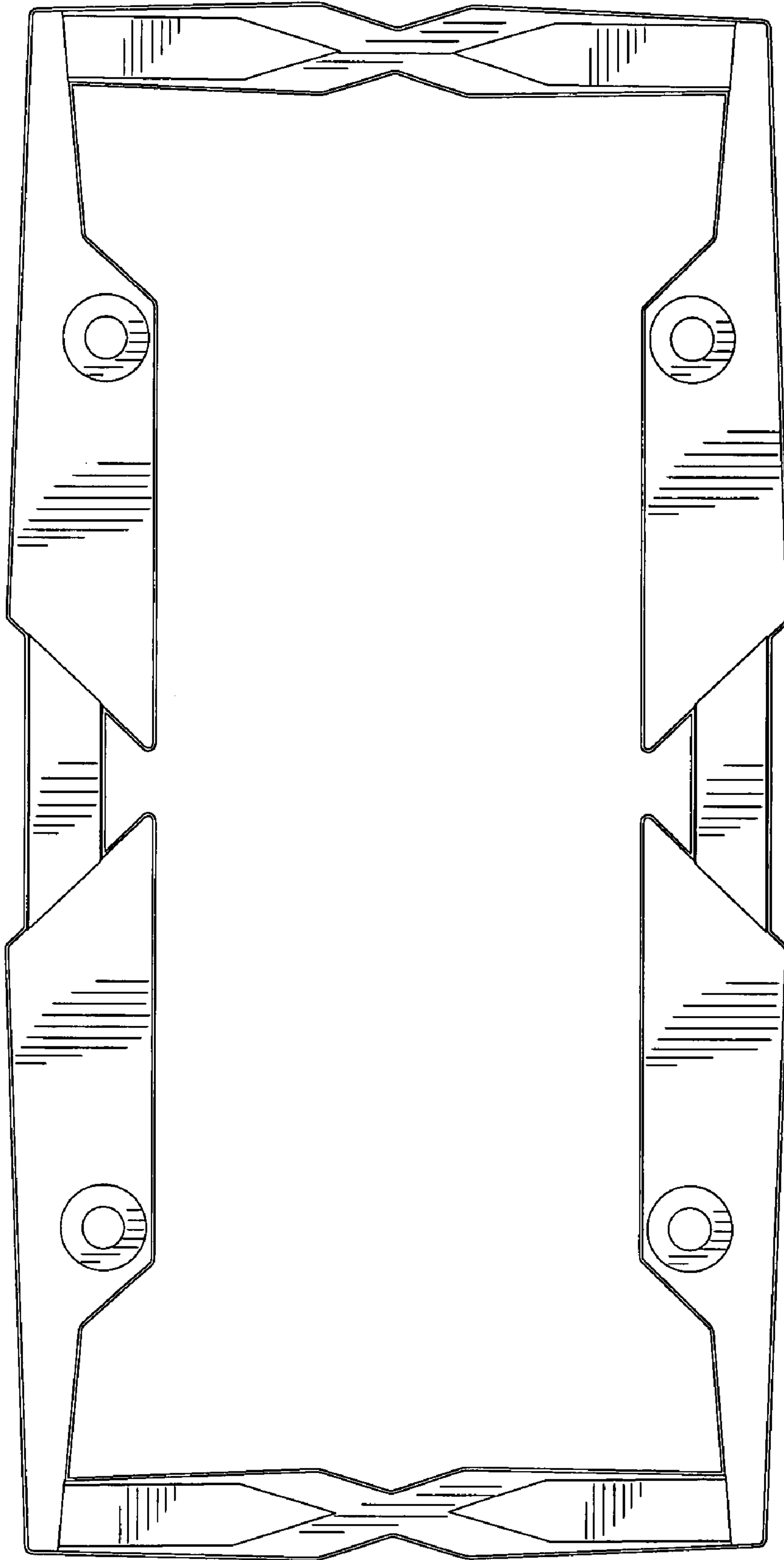


FIG. 3

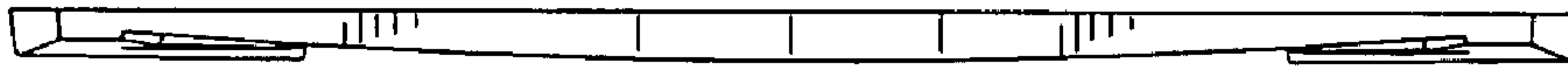


FIG. 5

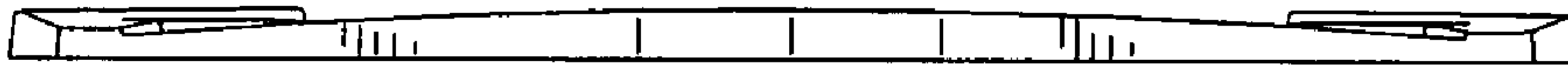


FIG. 4



FIG. 6

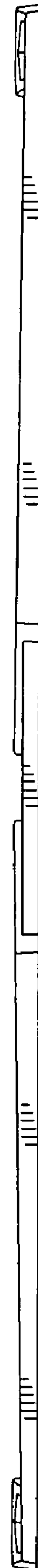


FIG. 7