



US00D566021S

(12) **United States Design Patent**  
**Grant et al.**

(10) **Patent No.:** **US D566,021 S**

(45) **Date of Patent:** **\*\* Apr. 8, 2008**

(54) **AUTOMOBILE SPOILER**

(76) Inventors: **Ken Grant**, 20275 Woodhill,  
Northville, MI (US) 48167; **Paul**  
**Arnone**, 4435 Elmwood Ave., Royal  
Oak, MI (US) 48073

(\*\*) Term: **14 Years**

(21) Appl. No.: **29/239,505**

(22) Filed: **Sep. 30, 2005**  
(Under 37 CFR 1.47)

(51) **LOC (8) Cl.** ..... **12-08**

(52) **U.S. Cl.** ..... **D12/181**

(58) **Field of Classification Search** ..... D12/181,  
D12/191, 196, 400, 190, 88; 280/727, 770,  
280/848; 296/180.1-180.5, 91; 180/903  
See application file for complete search history.

(56) **References Cited**

U.S. PATENT DOCUMENTS

D423,431 S *	4/2000	Minh	.....	D12/181
D503,666 S *	4/2005	Iwata	.....	D12/181
D521,429 S *	5/2006	Konaka	.....	D12/181
D547,707 S *	7/2007	Kulla	.....	D12/181

\* cited by examiner

*Primary Examiner*—Stacia Cadmus

(74) *Attorney, Agent, or Firm*—Young Basile

(57) **CLAIM**

The ornamental design for an automobile spoiler, as shown and described.

**DESCRIPTION**

FIG. 1 is a left perspective view of an automobile spoiler embodying the ornamental design constituting my invention;

FIG. 2 is a front view of the automobile spoiler of FIG. 1;

FIG. 3 is a top view of the automobile spoiler of FIG. 1;


FIG. 4 is a bottom view of the automobile spoiler of FIG. 1; and,

FIG. 5 is a left side elevational view of the automobile spoiler of FIG. 1, the right side elevational view being mirror symmetrical.


The broken lines are for illustrative purposes only and form no part of the claimed design.

The automobile spoiler is shown on an enlarged scale in FIGS. 2-5.


**1 Claim, 2 Drawing Sheets**




**Fig 1**




**Fig 2**



**Fig 3**



**Fig 4**



**Fig 5**

