



US00D566016S

(12) **United States Design Patent**
Pfeiffer

(10) **Patent No.:** **US D566,016 S**

(45) **Date of Patent:** **** Apr. 8, 2008**

(54) **SURFACE CONFIGURATION OF A FRONT BUMPER FOR A VEHICLE**

D546,738 S * 7/2007 Kulla D12/169
D547,713 S * 7/2007 Goeller D12/220
D548,661 S * 8/2007 Hanson et al. D12/169
D556,653 S * 12/2007 Leclercq D12/169

(75) Inventor: **Peter Pfeiffer**, Boeblingen (DE)

(73) Assignee: **DaimlerChrysler AG**, Stuttgart (DE)

(**) Term: **14 Years**

(21) Appl. No.: **29/268,489**

(22) Filed: **Nov. 8, 2006**

(30) **Foreign Application Priority Data**

May 9, 2006 (DE) 4 06 02 582

(51) **LOC (8) Cl.** **12-16**

(52) **U.S. Cl.** **D12/169**

(58) **Field of Classification Search** D12/90-92,
D12/86, 169, 196, 163; 296/193.1, 181.1;
293/102, 113, 115, 117, 120

See application file for complete search history.

(56) **References Cited**

U.S. PATENT DOCUMENTS

D500,708 S 1/2005 Pfeiffer et al.
D535,922 S * 1/2007 Kulla D12/169
D537,021 S * 2/2007 Pfeiffer D12/169
D544,413 S * 6/2007 Golden et al. D12/169

FOREIGN PATENT DOCUMENTS

DE 40208240.0 10/2002

* cited by examiner

Primary Examiner—Melody N. Brown

(74) *Attorney, Agent, or Firm*—Crowell & Moring LLP

(57) **CLAIM**

The ornamental design for a surface configuration of a front bumper for a vehicle, as shown and described.

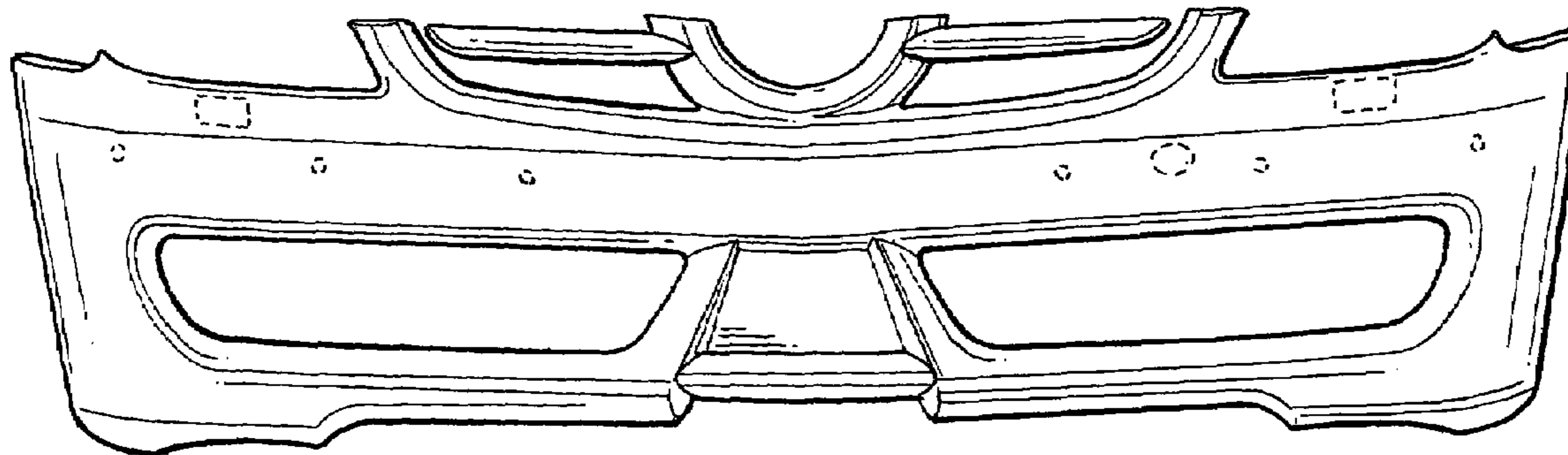
DESCRIPTION

FIG. 1 is a left perspective view of a surface configuration of a front bumper for a vehicle according to my novel design, the right perspective view being mirror symmetrical; FIG. 2 is a front view thereof; and,

FIG. 3 is a left side view thereof, the right side view being mirror symmetrical.

The broken lines are for illustrative purposes only and form no part of the claimed design.

1 Claim, 2 Drawing Sheets



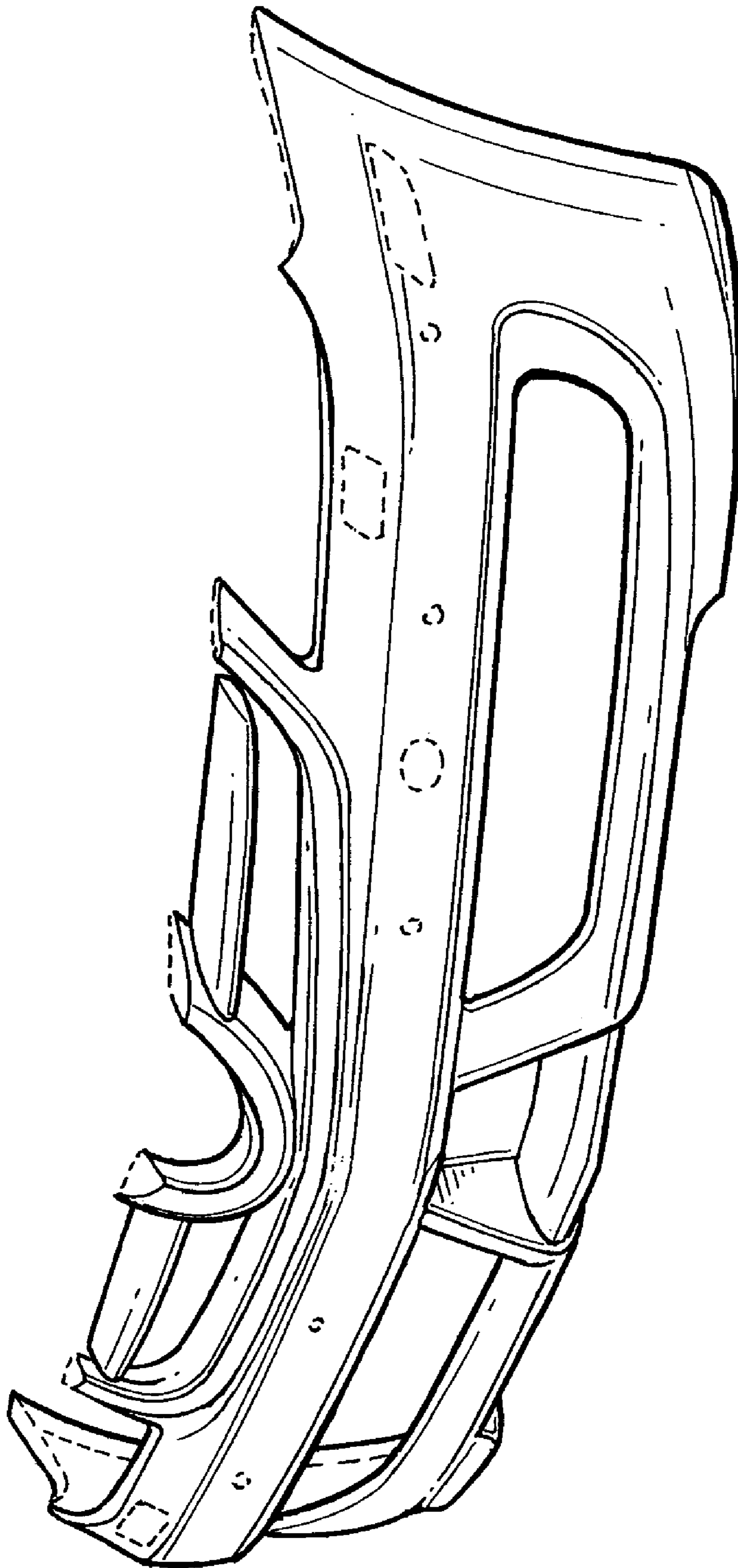


FIG. 1

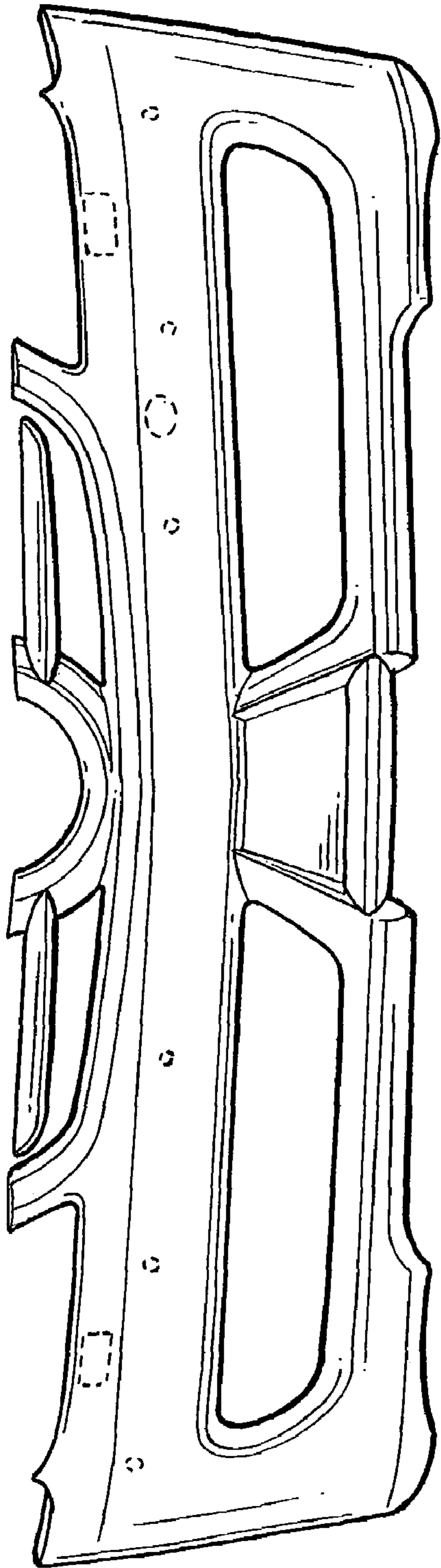


FIG. 2

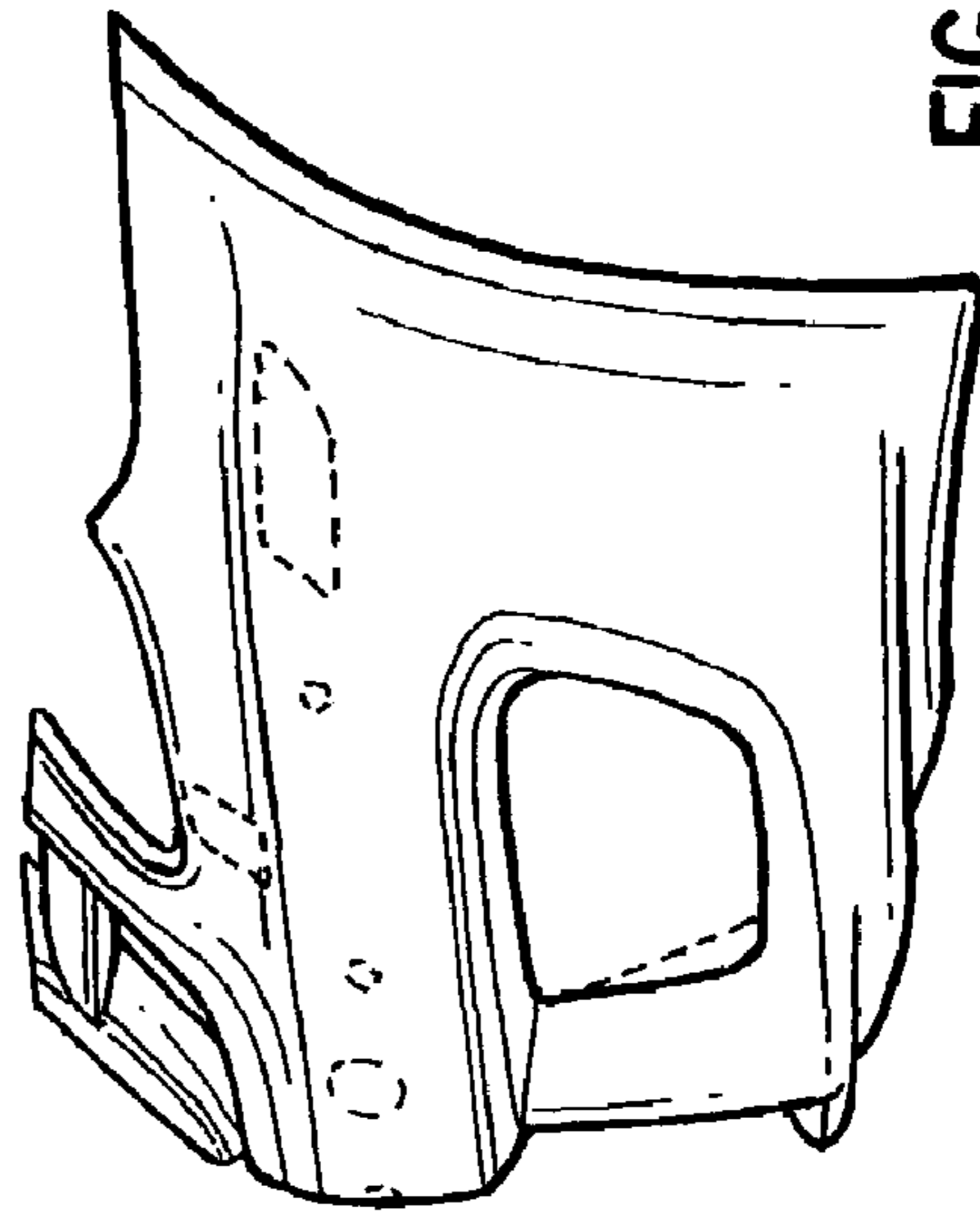


FIG. 3