



US00D566015S

(12) **United States Design Patent**
Beigel et al.

(10) **Patent No.:** **US D566,015 S**

(45) **Date of Patent:** **** Apr. 8, 2008**

(54) **LEFT SIDE GRILLE OF A TRUCK VEHICLE**

D447,099 S	8/2001	Tirey et al.	
D452,464 S	12/2001	Beigel	
D455,381 S	4/2002	Maher et al.	
D522,936 S	6/2006	Beigel et al.	
D523,791 S *	6/2006	Pfeiffer	D12/163
D539,196 S *	3/2007	Pfeiffer	D12/163
D540,228 S *	4/2007	Lai	D12/190
D540,229 S *	4/2007	Lai	D12/190

(75) Inventors: **David J. Beigel**, Payne, OH (US); **L. David Allendorph**, Fort Wayne, IN (US); **Robert S. Tirey**, Fort Wayne, IN (US); **Marcey K. Collins**, Fort Wayne, IN (US); **Franz Mueller**, Fort Wayne, IN (US)

(73) Assignee: **International Truck and Engine Corporation Canada**, Warrenville, IL (US)

* cited by examiner

Primary Examiner—Melody N. Brown

(74) *Attorney, Agent, or Firm*—Gerald W. Askew; Jeffrey P. Calfa

(**) Term: **14 Years**

(21) Appl. No.: **29/267,866**

(57) **CLAIM**

(22) Filed: **Oct. 24, 2006**

The ornamental design for a left side grille of a truck vehicle, as shown and described.

(51) **LOC (8) Cl.** **12-16**

(52) **U.S. Cl.** **D12/163**

(58) **Field of Classification Search** D12/163, D12/171, 90-92, 216; 180/68.1, 68.6; 296/193.1
See application file for complete search history.

DESCRIPTION

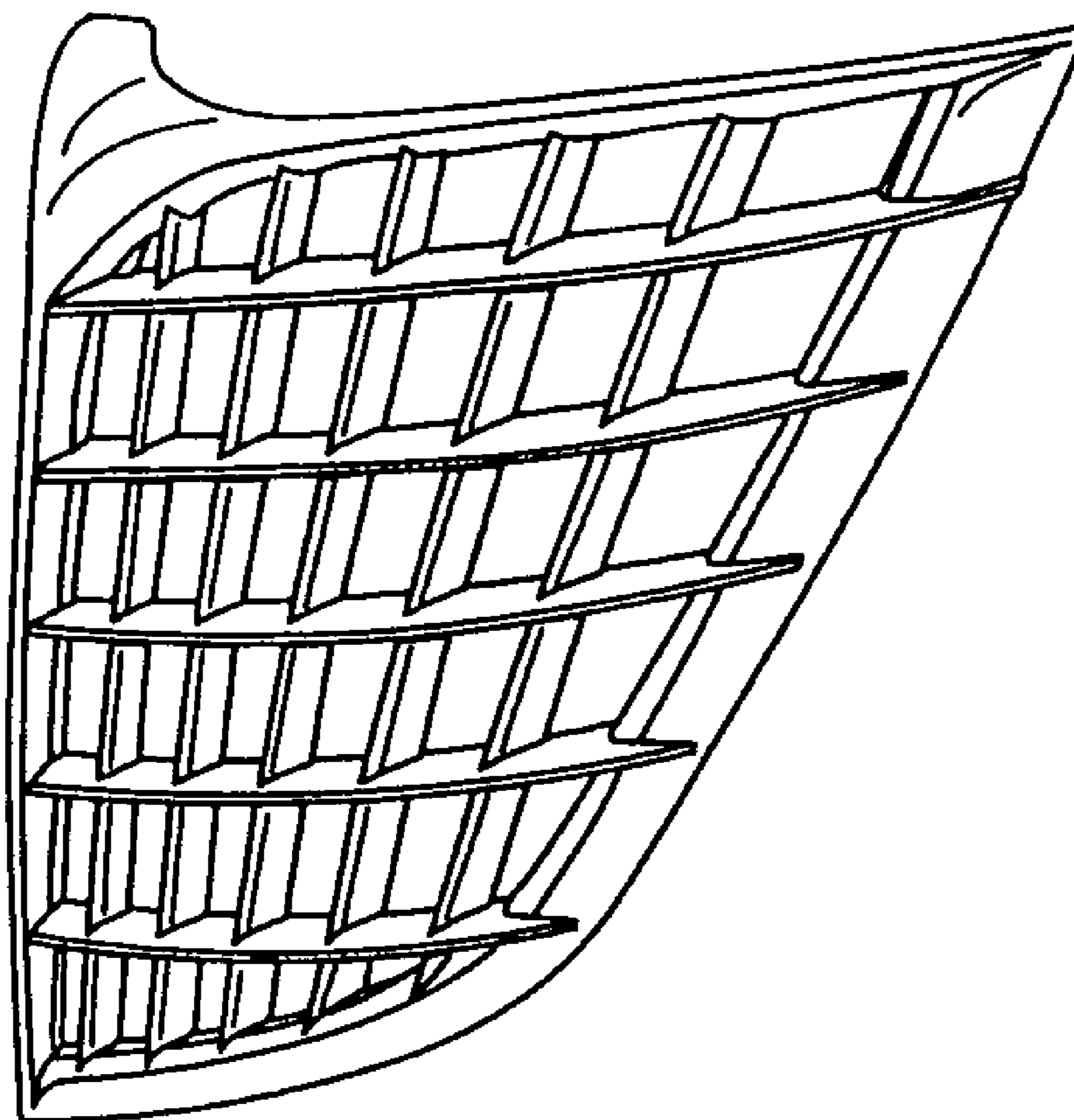
FIG. 1 is a left, front perspective view of a left side grille of a truck vehicle showing our new design;
FIG. 2 is a front elevation view thereof;
FIG. 3 is a top plan view thereof; and,
FIG. 4 is a left side elevation view thereof.

(56) **References Cited**

U.S. PATENT DOCUMENTS

D400,836 S 11/1998 Reynard et al.

1 Claim, 2 Drawing Sheets



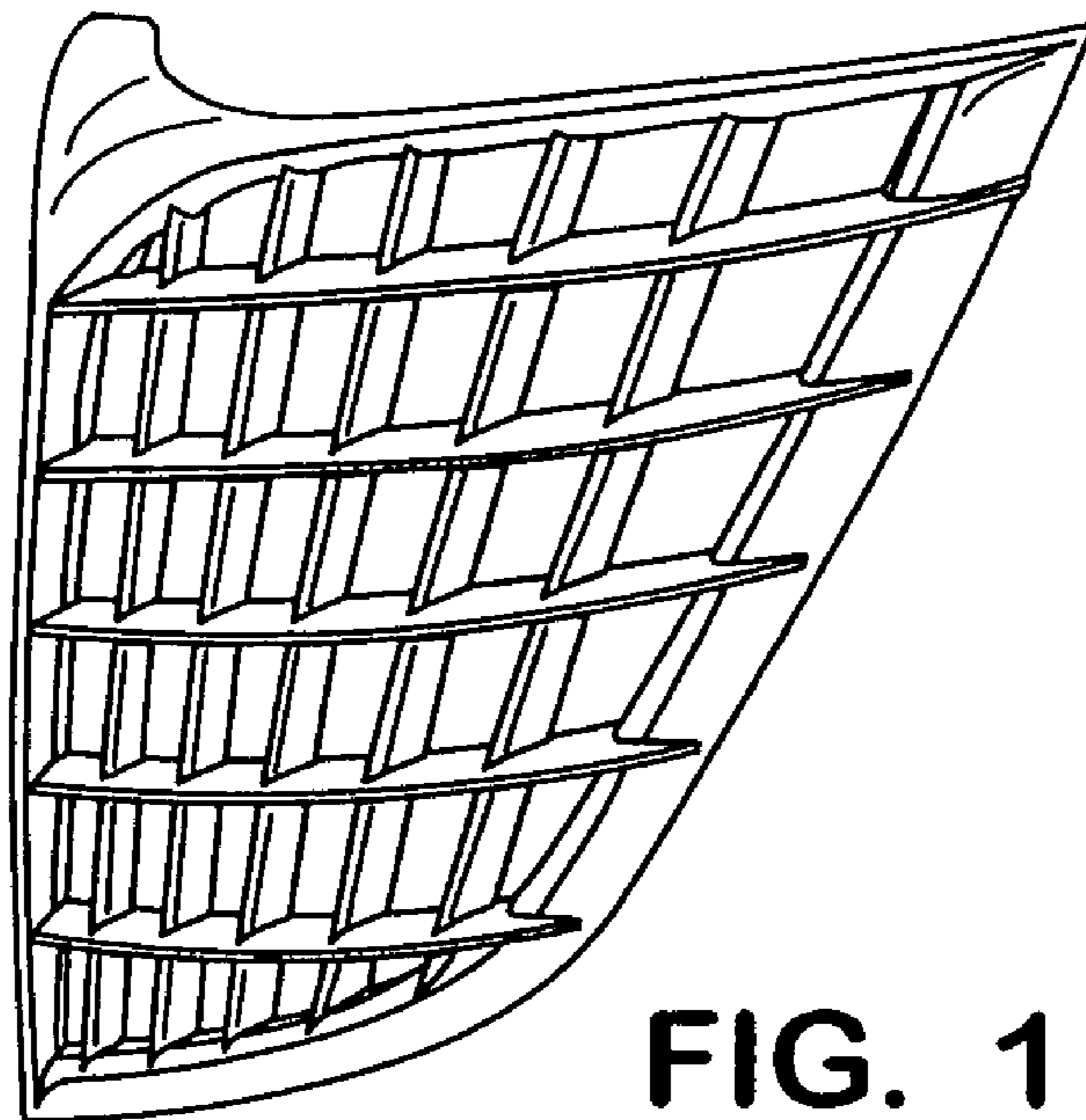


FIG. 1




FIG. 2




FIG. 3

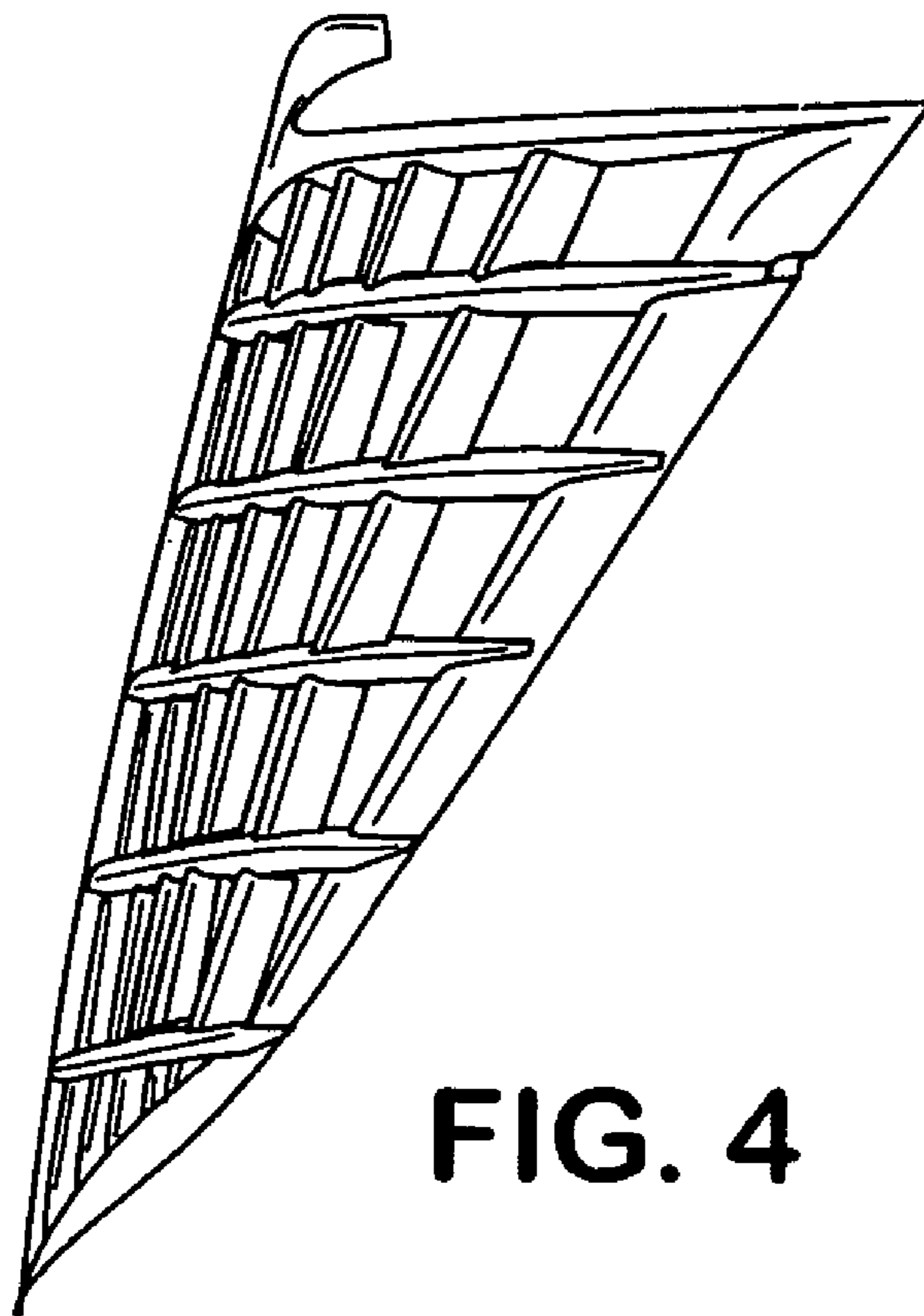


FIG. 4