



US00D566005S

(12) **United States Design Patent**
Teague et al.

(10) **Patent No.:** **US D566,005 S**
(45) **Date of Patent:** **** Apr. 8, 2008**

(54) **CAR AND TRAILER**
(75) Inventors: **Jeff Teague**, Agoura Hills, CA (US);
Chuck Pelly, Woodland Hills, CA (US)
(73) Assignee: **Magna International Inc.**, Aurora,
Ontario (CA)
(**) Term: **14 Years**
(21) Appl. No.: **29/270,336**
(22) Filed: **Dec. 20, 2006**

(30) **Foreign Application Priority Data**
Jun. 22, 2006 (CA) 116408

(51) **LOC (8) Cl.** **12-08**
(52) **U.S. Cl.** **D12/86**
(58) **Field of Classification Search** D12/1,
D12/16, 85-88, 90-93, 96, 98, 95, 99, 109,
D12/112, 117, 101, 102; D21/424, 433,
D21/434; 296/181.1, 181.3, 185.1, 183.1,
296/37.6, 183, 24.1, 181.5, 186.1, 187.1,
296/187.13, 190.08, 203.1, FOR. 111, FOR. 115;
180/233, 311, 89.1
See application file for complete search history.

(56) **References Cited**
U.S. PATENT DOCUMENTS
D85,816 S * 12/1931 Curtiss D12/103
3,907,168 A * 9/1975 Davis et al. 222/63
D270,822 S * 10/1983 Triggs D12/102
D310,982 S * 10/1990 Badsey D12/102
D318,829 S * 8/1991 Wada et al. D12/96
D344,473 S * 2/1994 Romesburg D12/97

D389,439 S * 1/1998 Friedrich D12/102
D389,785 S * 1/1998 Guzak D12/102
D396,666 S * 8/1998 Allen D12/98
D411,144 S * 6/1999 Hamers D12/102
D443,561 S * 6/2001 Voogt D12/102
D456,311 S * 4/2002 Yamamoto et al. D12/86
D463,759 S * 10/2002 Okonkwo D12/98
D464,916 S * 10/2002 Golenz et al. D12/102
D506,162 S * 6/2005 Collinson D12/102
D510,545 S * 10/2005 Riegel et al. D12/102
D511,999 S * 11/2005 Gunby D12/86
D514,986 S * 2/2006 Swails et al. D12/101
D529,412 S * 10/2006 Troyer et al. D12/102
D542,183 S * 5/2007 Van Buuren D12/102
D542,184 S * 5/2007 Van Buuren D12/102
D544,407 S * 6/2007 Heard D12/102
D544,814 S * 6/2007 Gunby D12/102
D546,245 S * 7/2007 Heard D12/102
D546,731 S * 7/2007 Teague et al. D12/102

* cited by examiner

Primary Examiner—Sandra Snapp
(74) *Attorney, Agent, or Firm*—Clark Hill PLC

(57) **CLAIM**

The ornamental design for a car and trailer, as shown and described.

DESCRIPTION

FIG. 1 is a side view of the car and trailer showing my new design;
FIG. 2 is a front perspective view thereof; and,
FIG. 3 is a rear perspective view thereof.

1 Claim, 3 Drawing Sheets


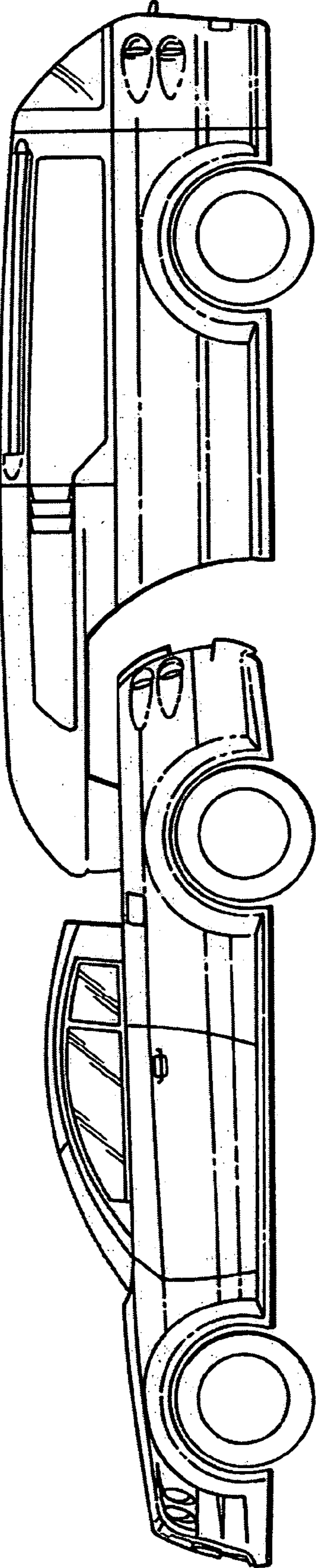


FIG. 1.



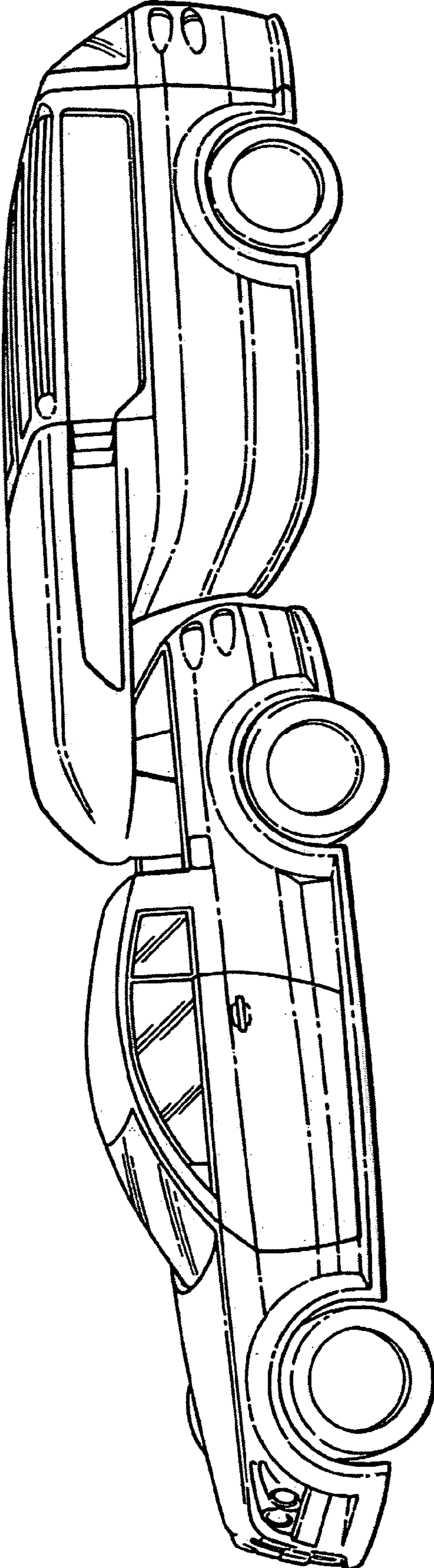


FIG.2.

FIG. 3.

