



US00D566004S

(12) **United States Design Patent**
Teague et al.

(10) **Patent No.:** **US D566,004 S**
(45) **Date of Patent:** **** Apr. 8, 2008**

(54) **CAR**
(75) Inventors: **Jeff Teague**, Agoura Hills, CA (US);
Chuck Pelly, Woodland Hills, CA (US)
(73) Assignee: **Magna International Inc.**, Aurora,
Ontario (CA)
(**) Term: **14 Years**
(21) Appl. No.: **29/270,335**
(22) Filed: **Dec. 20, 2006**

(30) **Foreign Application Priority Data**
Jun. 22, 2006 (CA) 116409

(51) **LOC (8) Cl.** **12-08**
(52) **U.S. Cl.** **D12/86**
(58) **Field of Classification Search** D12/1,
D12/16, 85-88, 90-93, 96, 98, 95, 99, 109,
D12/112, 117; D21/424, 433, 434; 296/181.1,
296/181.3, 185.1, 183.1, 37.6, 183, 24.1,
296/181.5, 186.1, 187.1, 187.13, 190.08,
296/203.1, FOR. 111, FOR. 115; 180/233,
180/311, 89.1

See application file for complete search history.

(56) **References Cited**
U.S. PATENT DOCUMENTS

- 3,907,168 A * 9/1975 Davis et al. 222/63
- D318,829 S * 8/1991 Wada et al. D12/96
- D396,666 S * 8/1998 Allen D12/98
- D419,486 S * 1/2000 Crain et al. D12/91
- D432,949 S * 10/2000 Pfeiffer D12/91
- D432,951 S * 10/2000 Pfeiffer et al. D12/92
- D434,346 S * 11/2000 Pfeiffer D12/92
- D434,700 S * 12/2000 Grinn D12/92
- D456,311 S * 4/2002 Yamamoto et al. D12/86
- D457,467 S * 5/2002 Shimizu D12/86
- D458,187 S * 6/2002 Shimizu D12/86

- D463,759 S * 10/2002 Okonkwo D12/98
- D479,492 S * 9/2003 Gale et al. D12/91
- D483,696 S * 12/2003 Howell et al. D12/92
- D490,023 S * 5/2004 Howell et al. D12/92
- D490,024 S * 5/2004 Zavatski et al. D12/92
- D491,105 S * 6/2004 Kim et al. D12/91
- D511,999 S * 11/2005 Gunby D12/86
- D521,900 S * 5/2006 Schumacher D12/86
- D524,188 S * 7/2006 Tampi D12/91
- D525,169 S * 7/2006 Schumacher D12/86
- D525,566 S * 7/2006 Thole D12/92
- D526,933 S * 8/2006 Schumacher D12/86
- D534,098 S * 12/2006 Schell D12/92
- D534,459 S * 1/2007 Kim et al. D12/91
- D538,710 S * 3/2007 Hsu D12/91
- D539,703 S * 4/2007 Woodhouse et al. D12/92
- D541,702 S * 5/2007 D'Aprile et al. D12/91
- D544,814 S * 6/2007 Gunby D12/1
- D553,050 S * 10/2007 Barrington et al. D12/91

* cited by examiner

Primary Examiner—Sandra Snapp
(74) *Attorney, Agent, or Firm*—Clark Hill PLC


(57) **CLAIM**

The ornamental design for a car, as shown and described.

DESCRIPTION

FIG. 1 is a side view of a first embodiment of the car showing my new design;
FIG. 2 is a front perspective view thereof;
FIG. 3 is a rear perspective view thereof;
FIG. 4 is a front view thereof;
FIG. 5 is a rear view thereof;
FIG. 6 is a side elevation view of a second embodiment of the car; and,
FIG. 7 is a rear perspective view thereof.

1 Claim, 6 Drawing Sheets



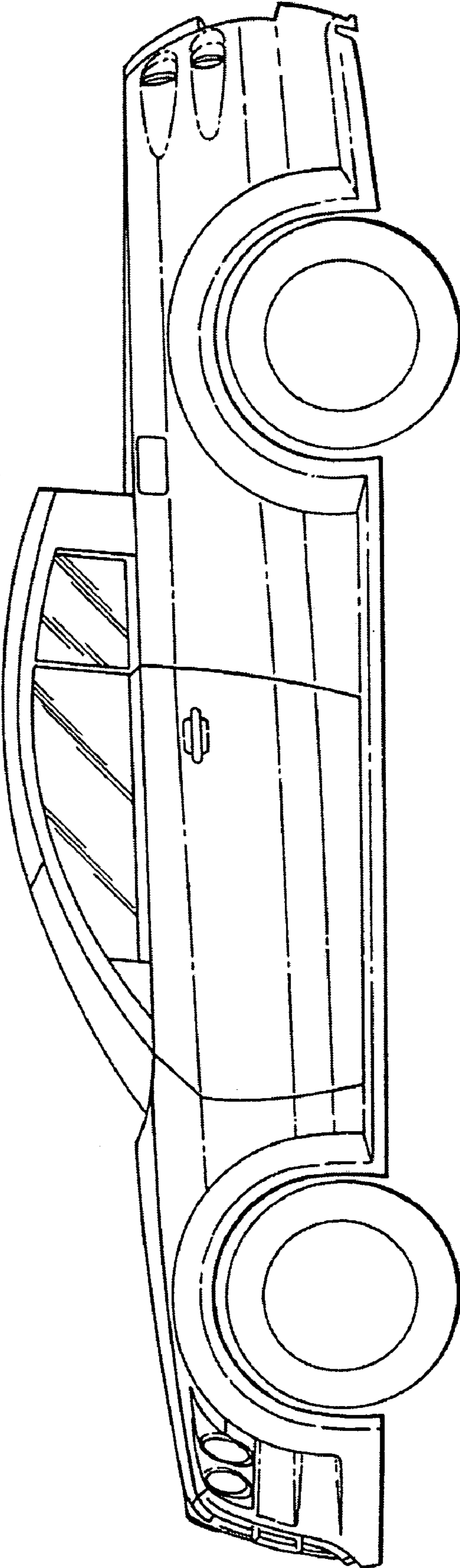


FIG.1.

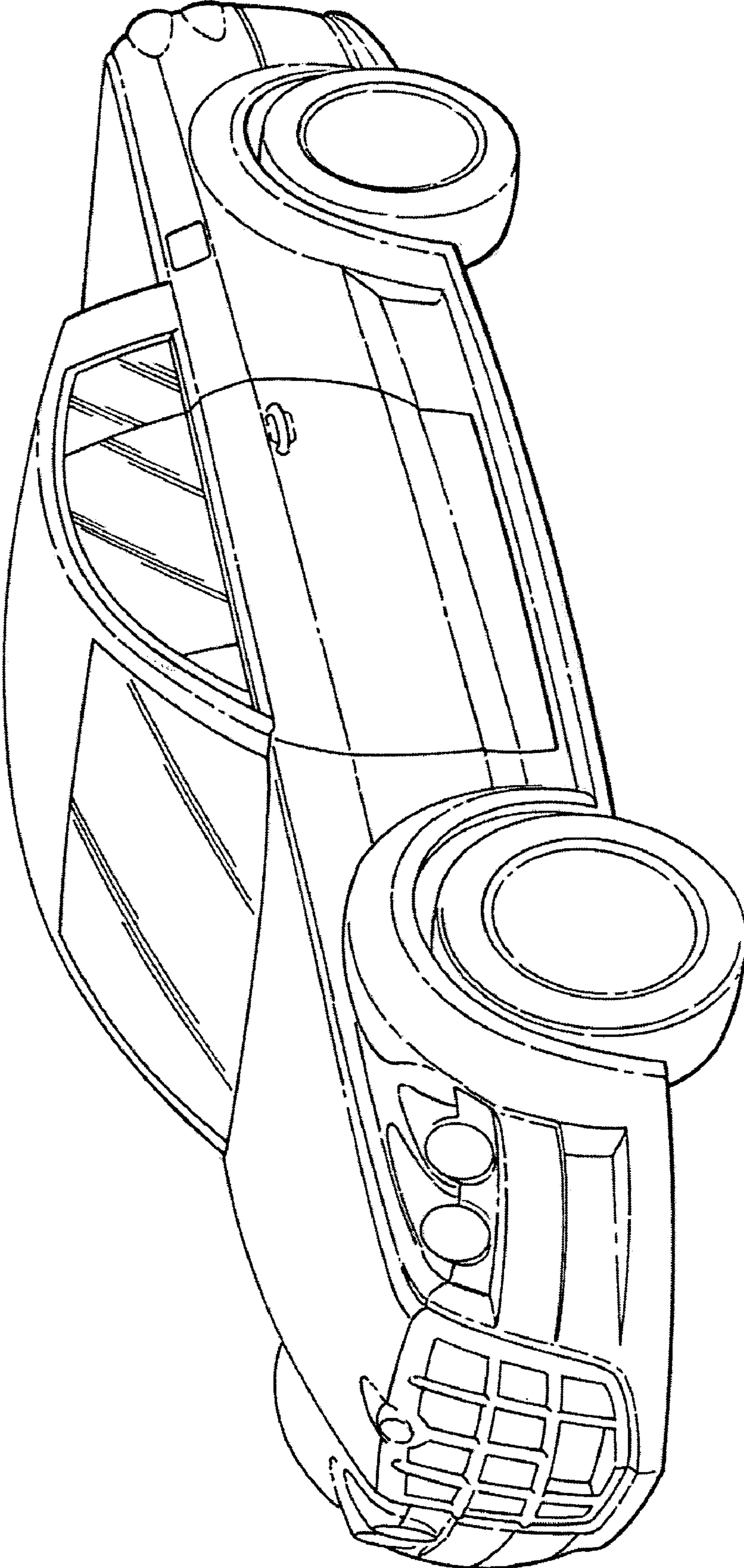
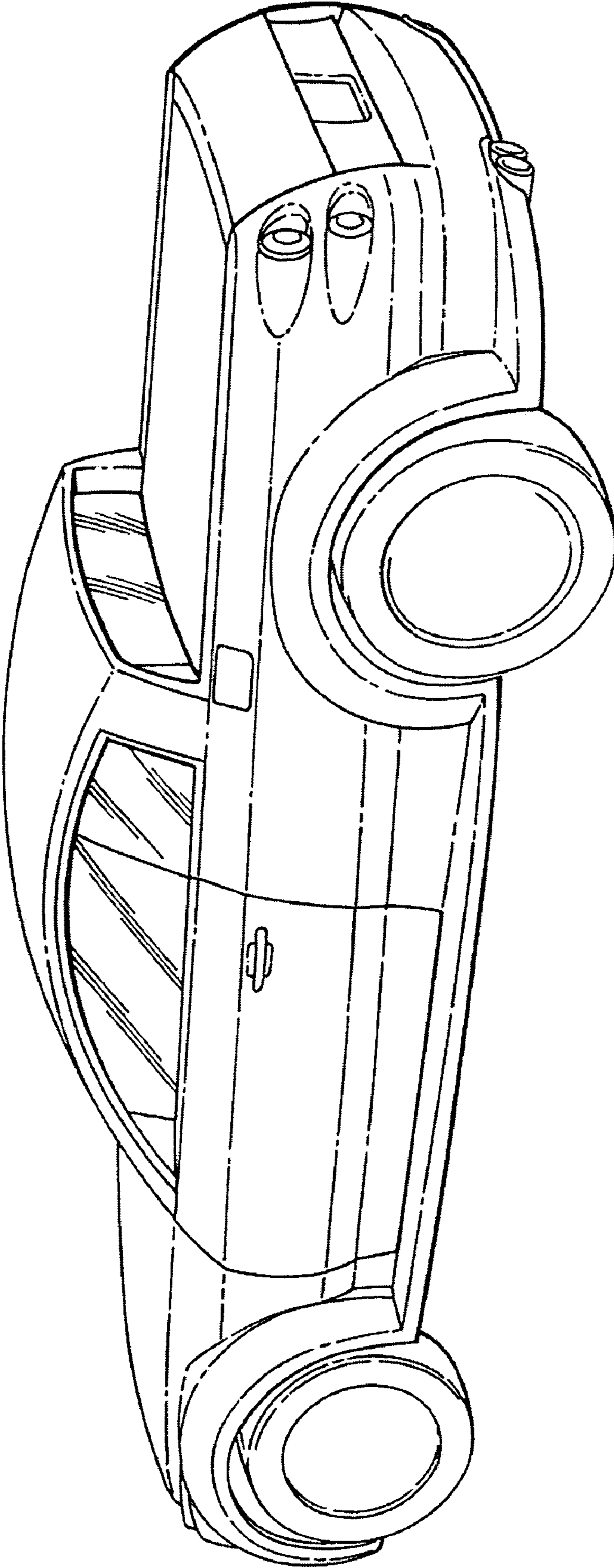


FIG.2.

FIG. 3.






FIG. 4.

FIG. 5.




FIG. 6

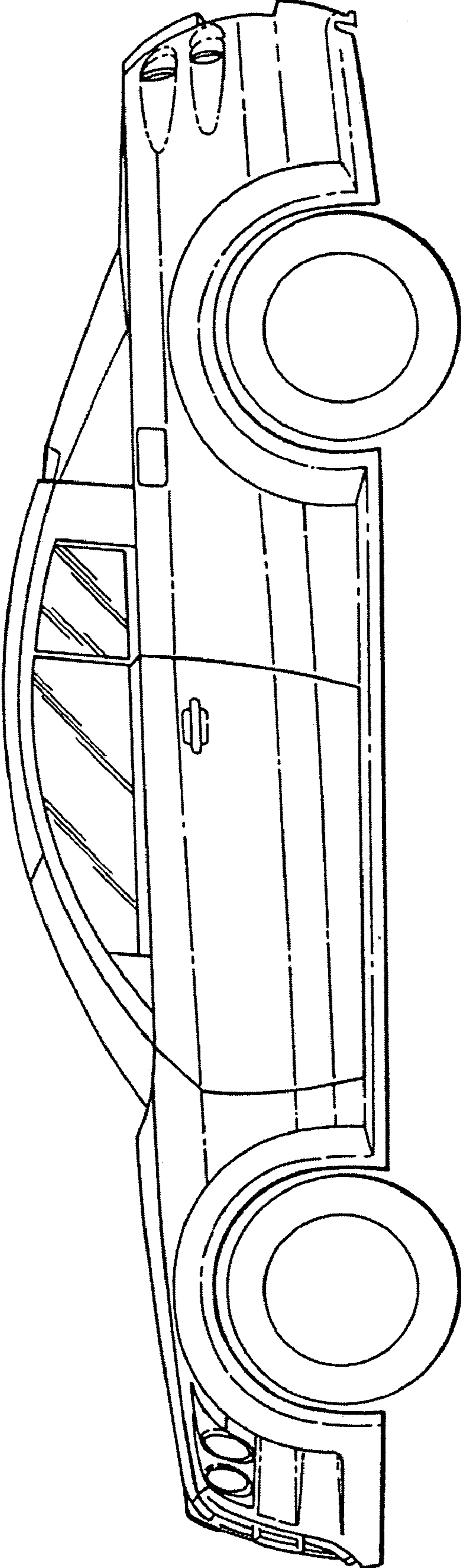


FIG.7

