



US00D565999S

(12) **United States Design Patent**  
**Bartlett**

(10) **Patent No.:** **US D565,999 S**

(45) **Date of Patent:** **\*\* Apr. 8, 2008**

(54) **HELICOPTER BLADE-SECTION DISPLAY  
PLAQUE**

D526,594 S 8/2006 Banman  
D532,996 S 12/2006 Wolfkill

(76) Inventor: **Paul E. Bartlett**, 2 Lukeman La., W.  
Stockbridge, MA (US) 01266

\* cited by examiner

(\*\*) Term: **14 Years**

*Primary Examiner*—Robert M. Spear

*Assistant Examiner*—Michelle E. Wilson

(74) *Attorney, Agent, or Firm*—Malcolm J. Chisholm, Jr.

(21) Appl. No.: **29/274,000**

(22) Filed: **Mar. 19, 2007**

(57) **CLAIM**

(51) **LOC (8) Cl.** ..... **11-02**

(52) **U.S. Cl.** ..... **D11/132**

(58) **Field of Classification Search** ..... D11/131–142,  
D11/157–164, 184; 416/226, 42; 156/228  
See application file for complete search history.

I claim the ornamental design of a helicopter blade-section display plaque, as shown and described.

**DESCRIPTION**

(56) **References Cited**

**U.S. PATENT DOCUMENTS**

D86,864 S *	4/1932	Rush	.....	D6/303
3,814,540 A *	6/1974	Schramm et al.	.....	416/226
4,213,739 A *	7/1980	Euler et al.	.....	416/226
4,298,417 A *	11/1981	Euler et al.	.....	156/228
D320,364 S *	10/1991	Hernandez	.....	D11/131
5,985,127 A *	11/1999	Greenslade	.....	205/666
D419,482 S *	1/2000	Clements	.....	D11/132
6,092,990 A *	7/2000	Hassan et al.	.....	416/42
D430,505 S	9/2000	Perry		
D446,745 S	8/2001	Richardson		
D448,700 S	10/2001	Olinger		
D508,539 S	8/2005	Gaines et al.		
D515,969 S *	2/2006	Hines	.....	D11/132
D518,409 S	4/2006	Vaughan		

FIG. 1 is a front view of a helicopter blade-section display plaque of the present invention.

FIG. 2 is a right side elevational view of the helicopter blade-section display plaque of FIG. 1.

FIG. 3 is a top plan view of the helicopter blade-section display plaque of FIG. 1.

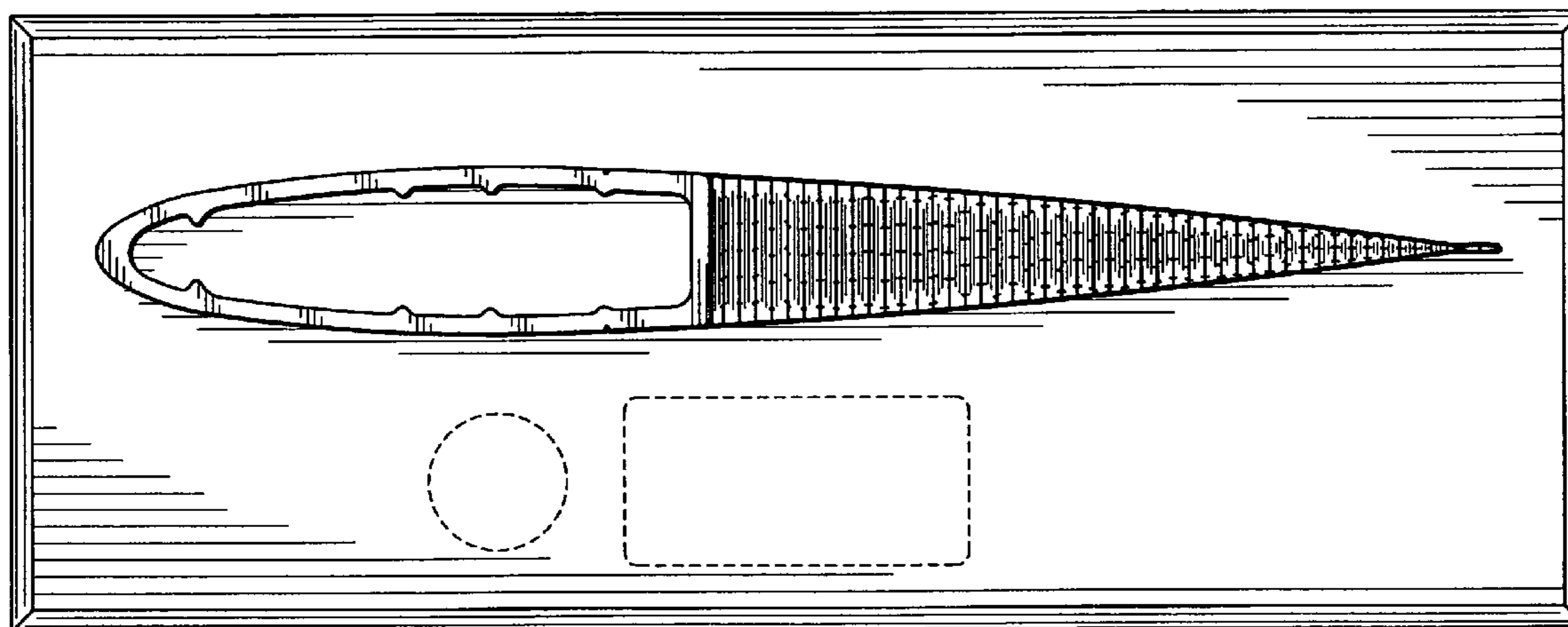
FIG. 4 is a bottom plan view of the helicopter blade-section display plaque of FIG. 1.

FIG. 5 is a rear elevational view of the helicopter blade-section display plaque of FIG. 1; and,

FIG. 6 is a left side elevational view of the helicopter blade-section display plaque of FIG. 1.

The broken lines in the drawings depict unclaimed environmental structure.

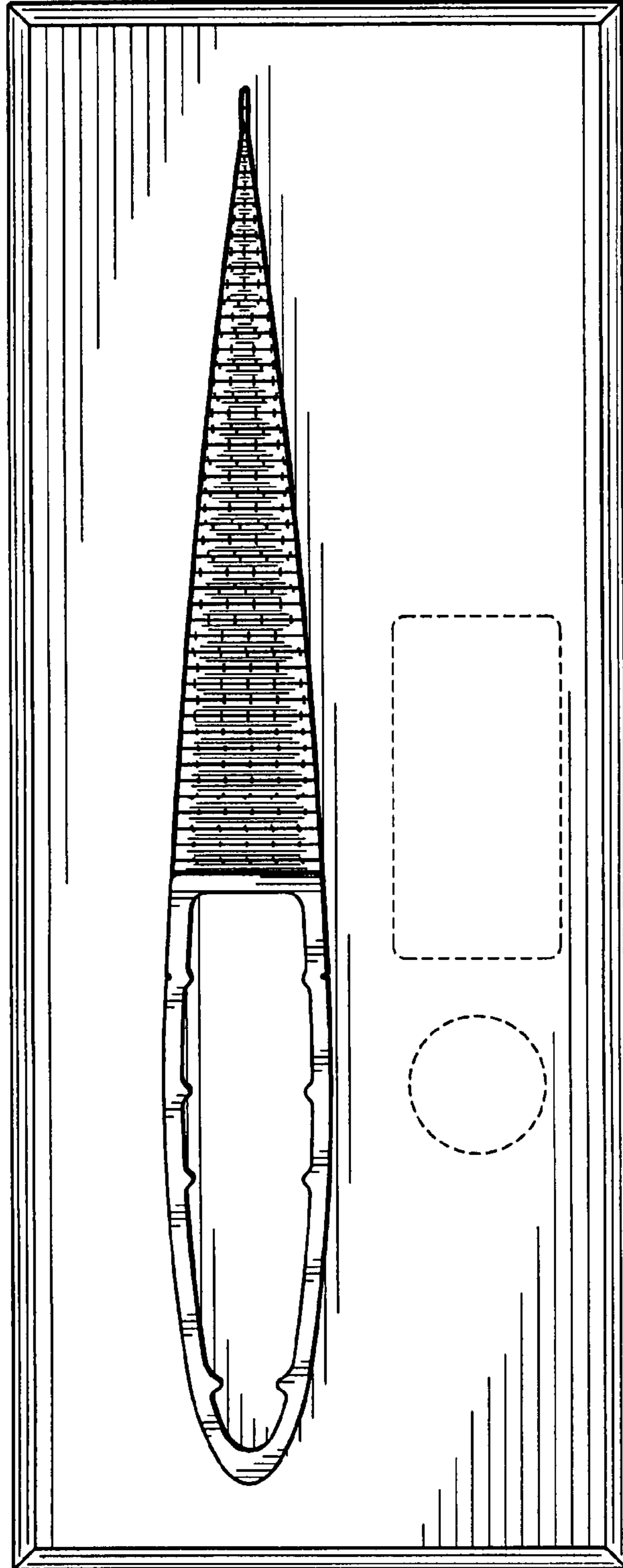
**1 Claim, 2 Drawing Sheets**



**FIG. 2**



**FIG. 1**



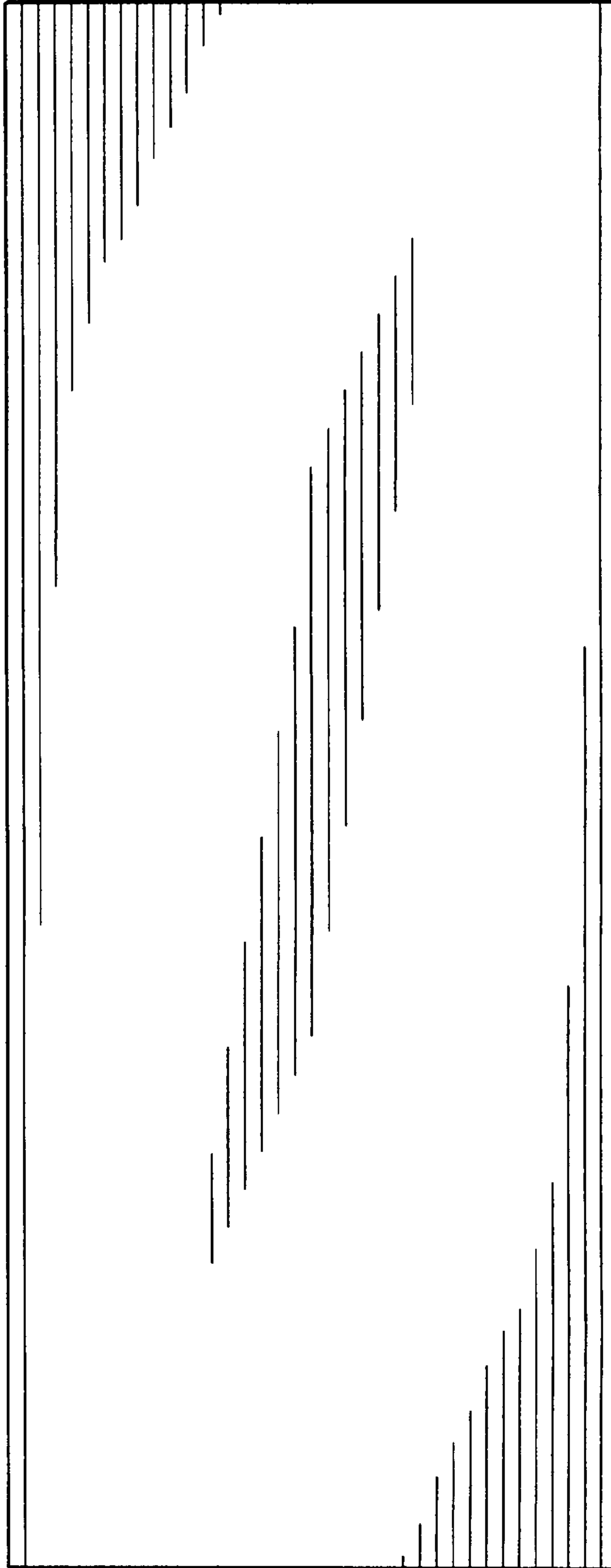
**FIG. 3**



**FIG.4**



**FIG.5**



**FIG.6**

