

US00D565976S

(12) **United States Design Patent**
Richards et al.

(10) **Patent No.:** **US D565,976 S**
(45) **Date of Patent:** **** Apr. 8, 2008**

(54) **HAND-HELD ELECTRONIC LOCATOR DEVICE**

D542,679 S * 5/2007 Bloem D10/65
D545,699 S * 7/2007 Mudd et al. D10/65

(75) Inventors: **Anthony Richards**, London (GB);
Adrian Stokes, Kingston Upon Thames (GB)

* cited by examiner

Primary Examiner—Antoine D. Davis
(74) *Attorney, Agent, or Firm*—Johnson & Scaturro, LLC;
Christine Johnson, Esq.; Michael Scaturro, Esq.

(73) Assignee: **Locator, Ltc.**, London (GB)

(**) Term: **14 Years**

(57) **CLAIM**

(21) Appl. No.: **29/271,023**

The ornamental design for a hand-held electronic locator device, as shown.

(22) Filed: **Jan. 8, 2007**

DESCRIPTION

(51) **LOC (8) Cl.** **10-04**

(52) **U.S. Cl.** **D10/65**

(58) **Field of Classification Search** D10/65,
D10/70; 340/539.1, 995.1; 342/357.13,
342/357.06–357.09, 357.1; 343/702; 455/566,
455/575.1, 150.1, 12.1, 151.3, 90.1, 456.1
See application file for complete search history.

FIG. 1 is a 3-dimensional perspective view of a hand-held electronic locator device showing our new design;

FIG. 2 is a front elevation view thereof;

FIG. 3 is a rear elevation view thereof;

FIG. 4 is a left plan view thereof;

FIG. 5 is a right plan view thereof;

FIG. 6 is a top plan view thereof; and,

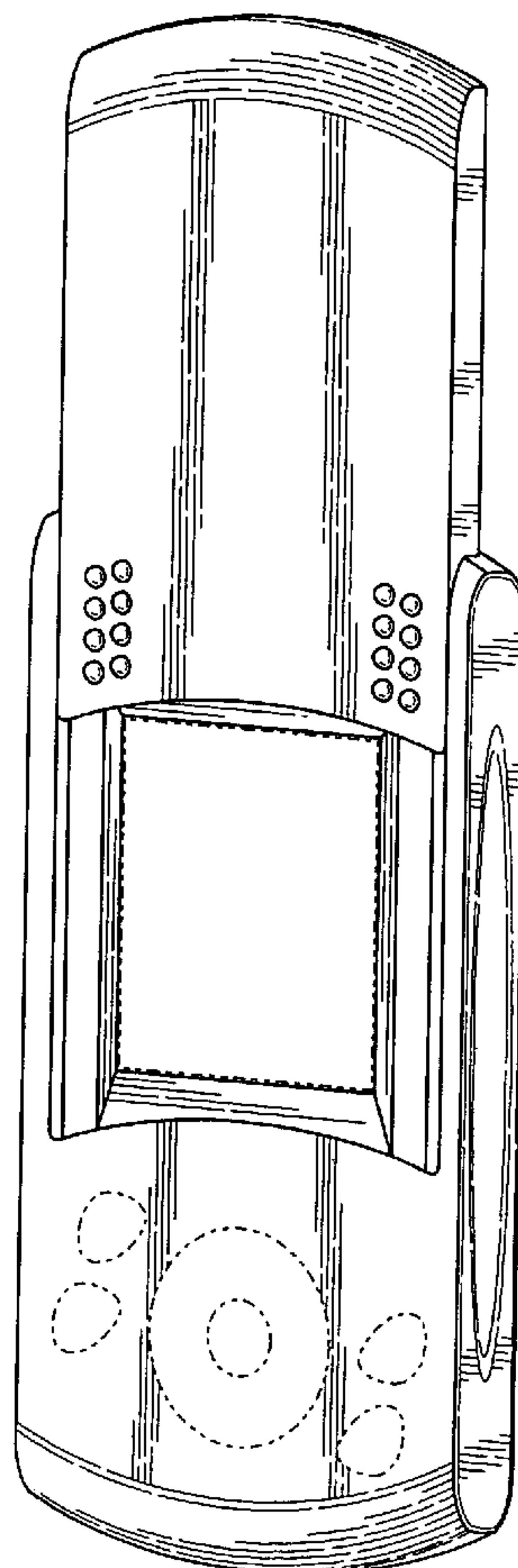
FIG. 7 is a bottom plan view thereof.

(56) **References Cited**

U.S. PATENT DOCUMENTS

D531,069 S * 10/2006 Ishii D10/65
D540,204 S * 4/2007 Aguilar D10/65

1 Claim, 5 Drawing Sheets



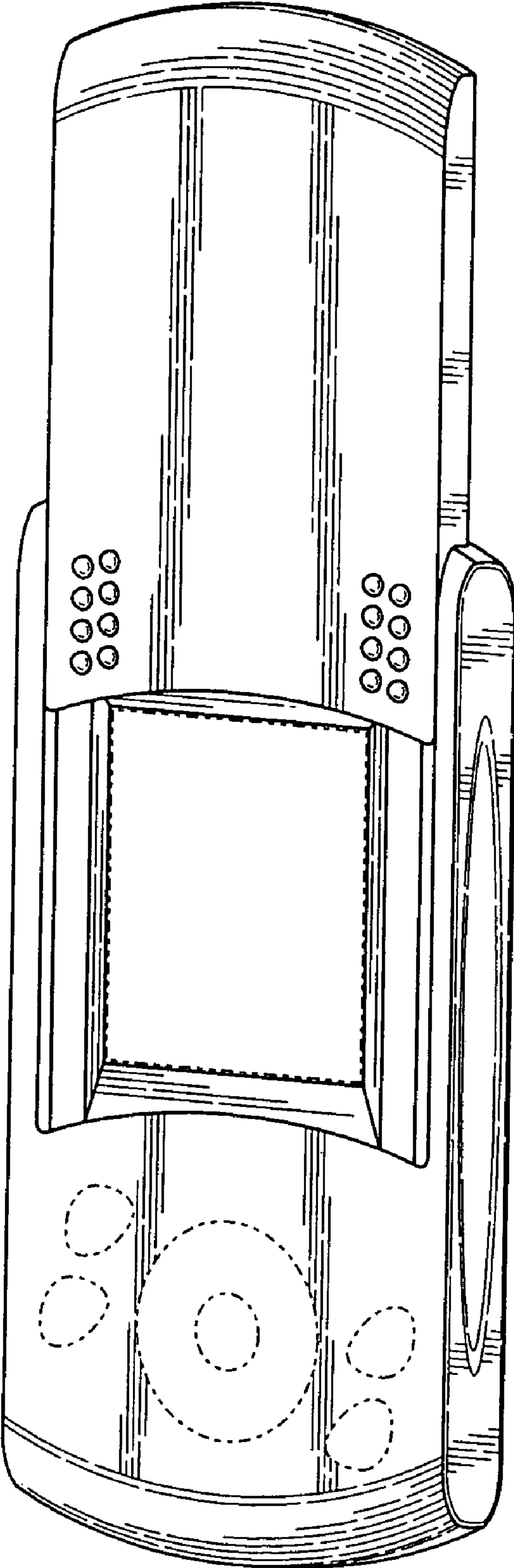


FIG. 1

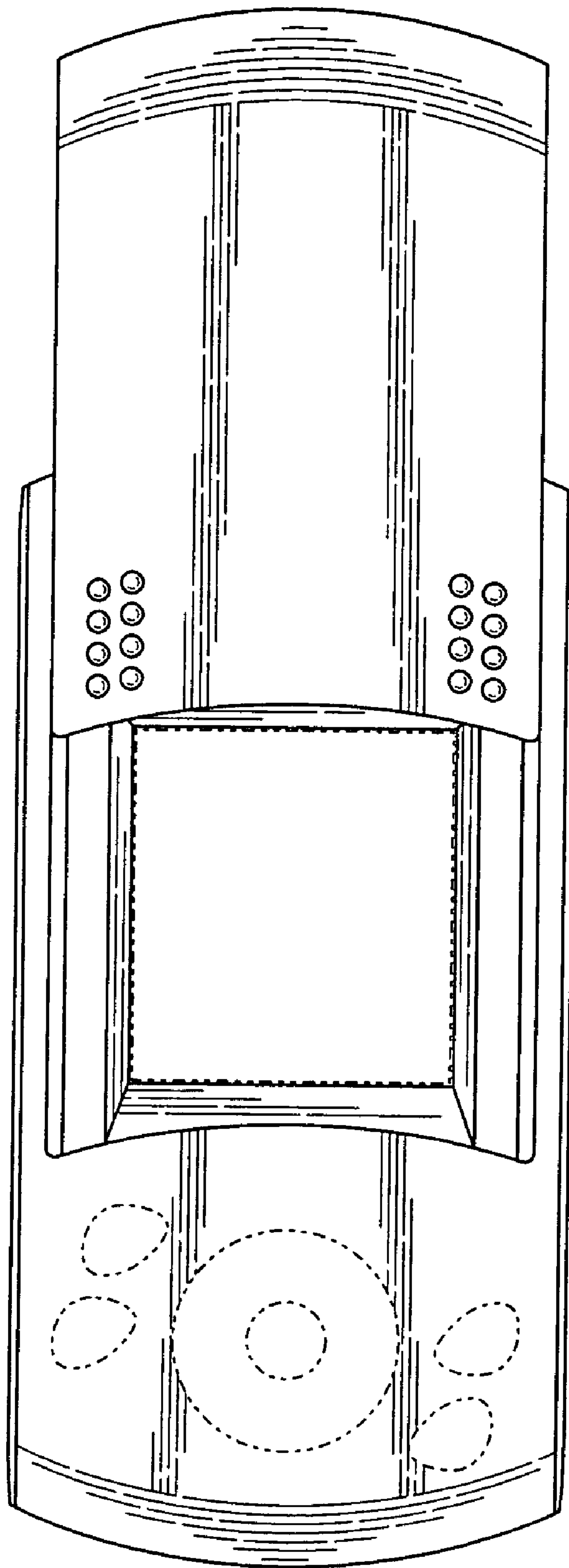


FIG. 2




FIG. 3

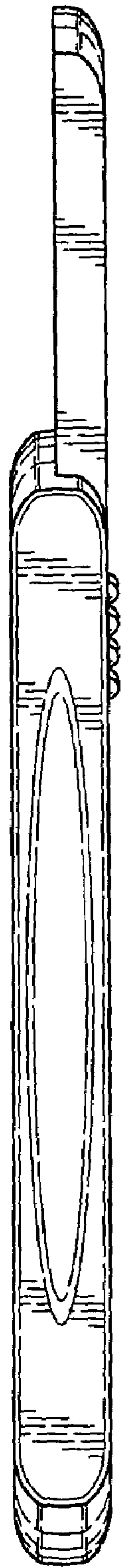


FIG. 4



FIG. 5




FIG. 6




FIG. 7