



US00D565972S

(12) **United States Design Patent**  
**Rochat**

(10) **Patent No.:** **US D565,972 S**

(45) **Date of Patent:** **\*\* Apr. 8, 2008**

(54) **WATCH**

(75) **Inventor:** **Sabine Rochat, Versoix (CH)**

(73) **Assignee:** **Richemont International SA,**  
**Villars-sur-Glane (CH)**

(\*\*) **Term:** **14 Years**

(21) **Appl. No.:** **29/295,306**

(22) **Filed:** **Sep. 26, 2007**

(30) **Foreign Application Priority Data**

Mar. 30, 2007 (WO) ..... DM068 759

(51) **LOC (8) Cl.** ..... **10-02**

(52) **U.S. Cl.** ..... **D10/39**

(58) **Field of Classification Search** ..... D10/30-39;  
368/276, 277, 281, 282, 285, 80, 223, 228,  
368/232

See application file for complete search history.

(56) **References Cited**

**U.S. PATENT DOCUMENTS**

4,218,873	A *	8/1980	Lang	.....	368/281
4,390,288	A *	6/1983	Arnoux	.....	368/276
4,391,533	A *	7/1983	Waki	.....	368/281
4,620,798	A *	11/1986	Scarlinzi	.....	368/276
D351,799	S *	10/1994	Bulgari	.....	D10/39
D375,053	S *	10/1996	Voegeli	.....	D10/30
D380,690	S *	7/1997	Riley	.....	D10/30
D393,598	S *	4/1998	Perrin et al.	.....	D10/39

D396,194	S *	7/1998	Bruce	.....	D10/31
D420,600	S *	2/2000	Grusosi-Scheufele	.....	D10/39
D439,525	S *	3/2001	Versace	.....	D10/30
D475,934	S *	6/2003	Bulgari	.....	D10/30
D506,935	S *	7/2005	Dreyfuss	.....	D10/32
D507,975	S *	8/2005	Dreyfuss	.....	D10/32
D508,211	S *	8/2005	Dreyfuss	.....	D10/32
D539,671	S *	4/2007	Lassigne	.....	D10/32
D542,159	S *	5/2007	Junod	.....	D10/38
D547,210	S *	7/2007	Grusosi-Scheufele	.....	D10/39

\* cited by examiner

*Primary Examiner*—Lucy Lieberman

(74) *Attorney, Agent, or Firm*—Young & Thompson

(57) **CLAIM**

The ornamental design for a watch, as shown and described.

**DESCRIPTION**

FIG. 1 is a front elevation of a watch showing my new design;

FIG. 2 is a rear elevation thereof;

FIG. 3 is a right side view thereof;

FIG. 4 is a left side view thereof;

FIG. 5 is a bottom plan view thereof;

FIG. 6 is a top plan view thereof; and,

FIG. 7 is a bottom, front and right side perspective view thereof.

**1 Claim, 1 Drawing Sheet**

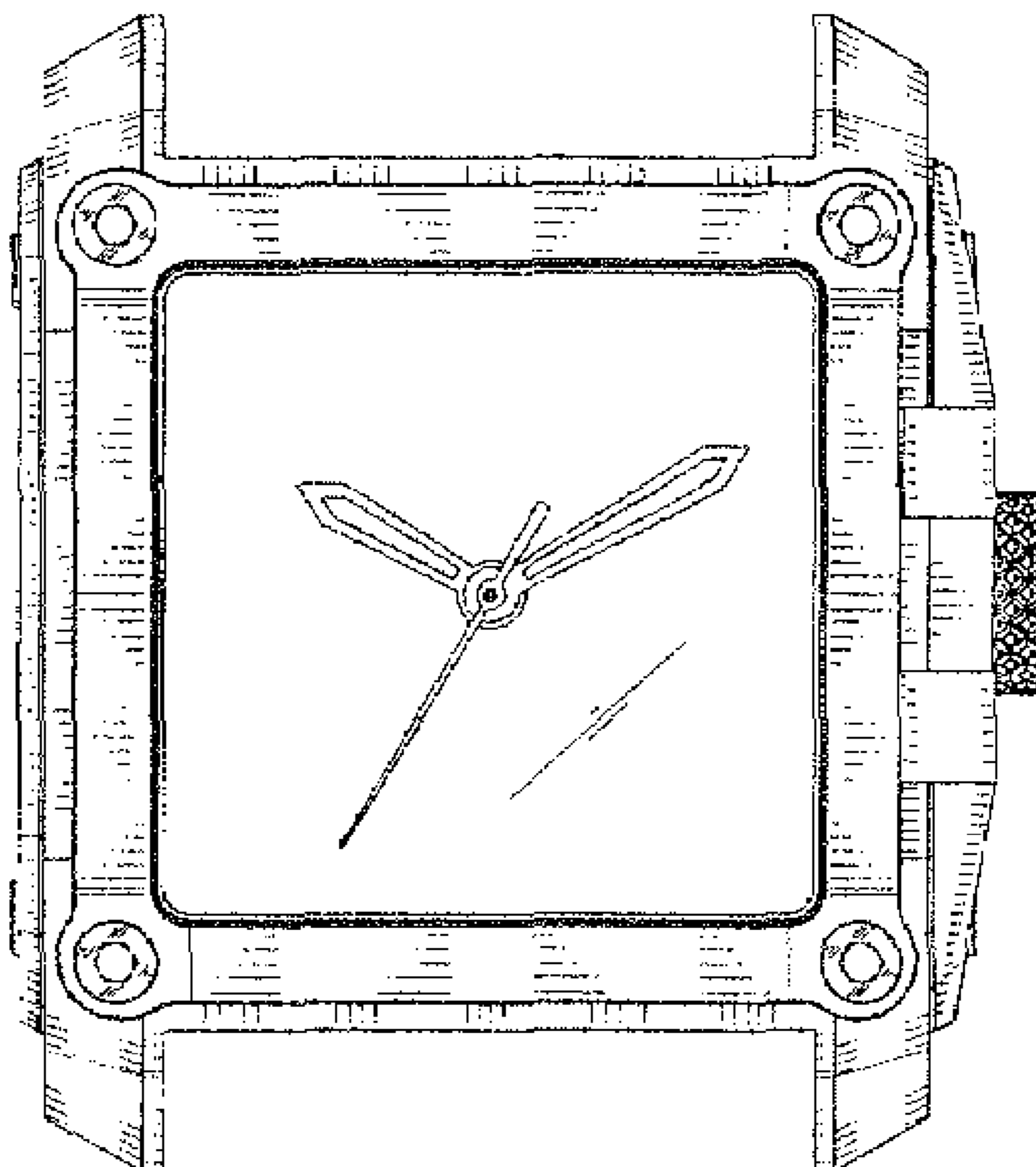


fig.1

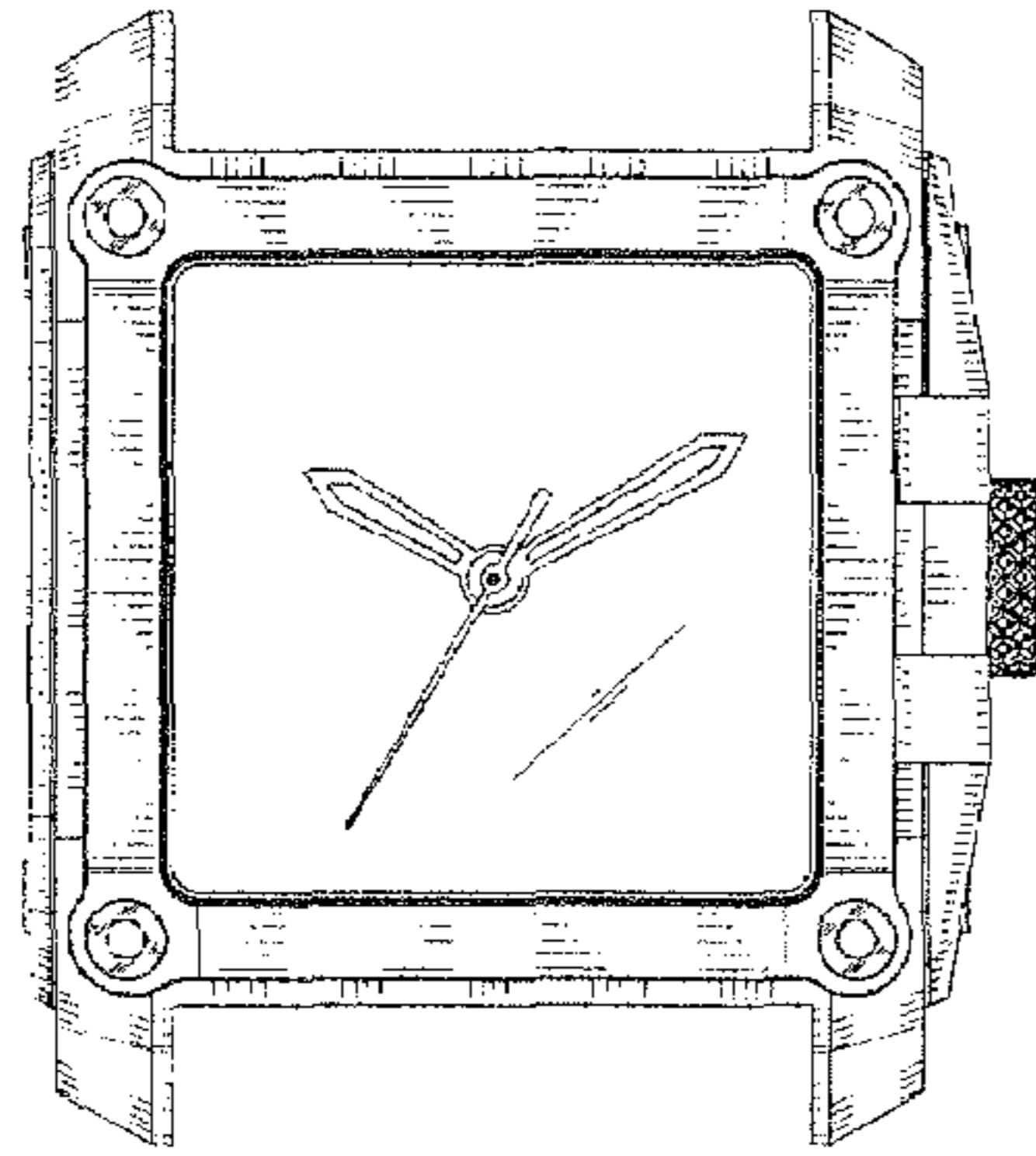


fig.2

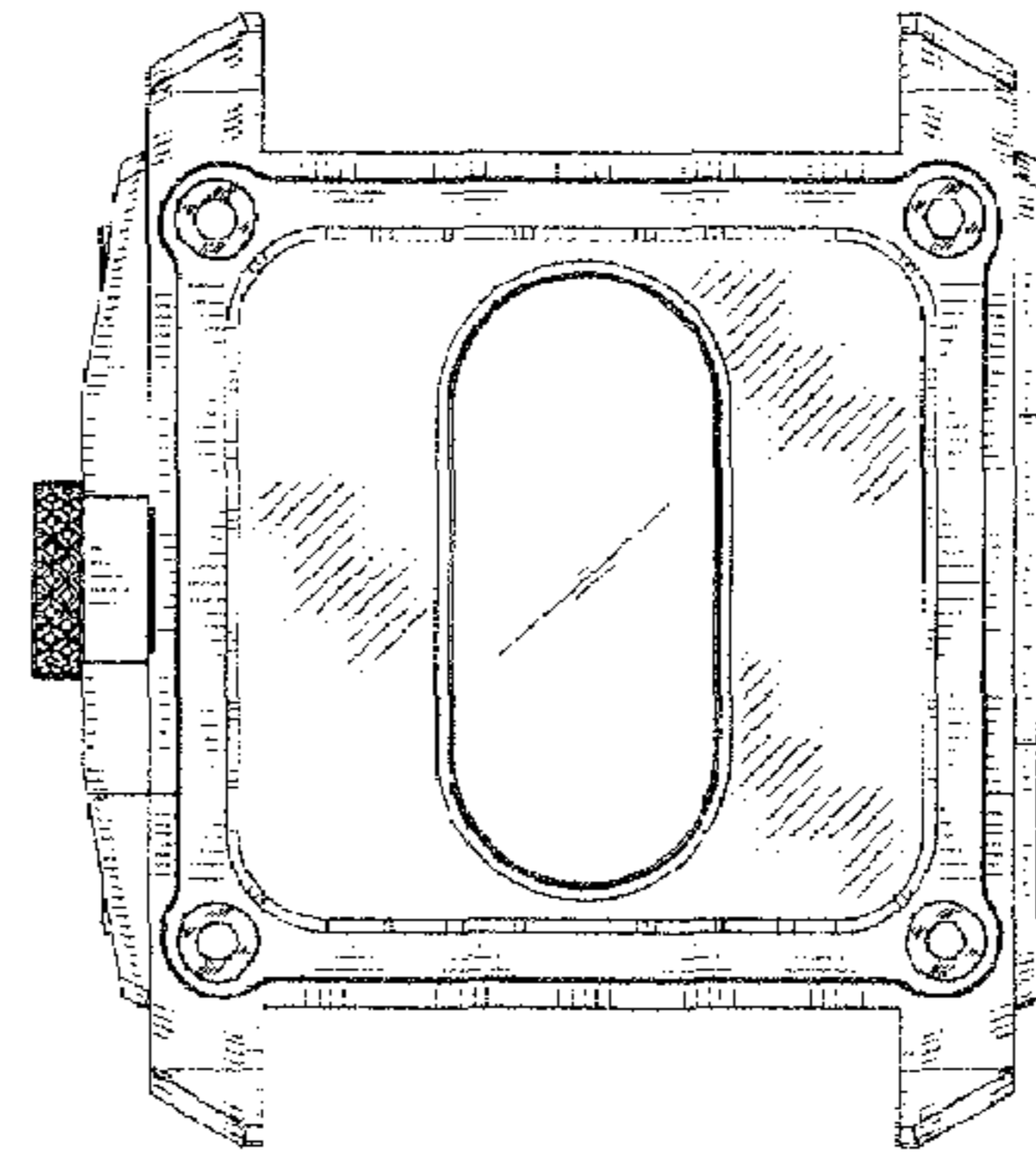


fig.3

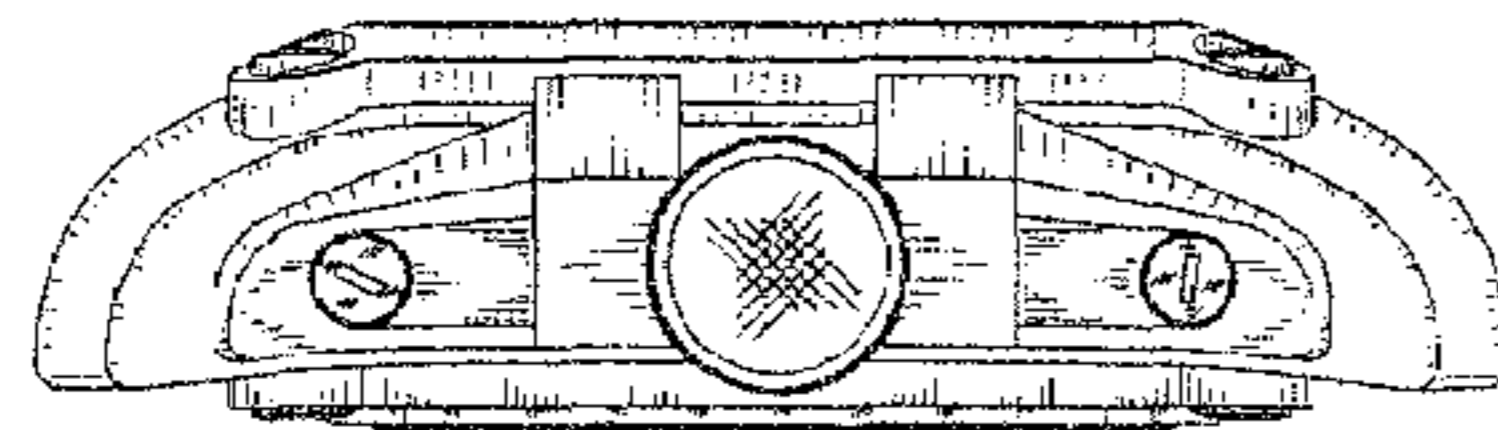


fig.4

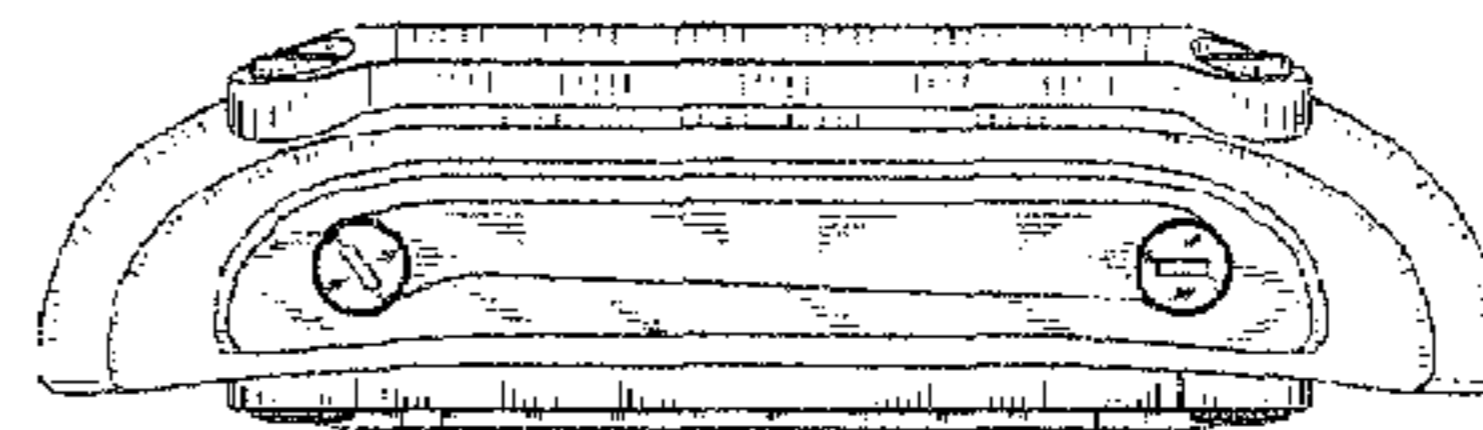


fig.5




fig.6




fig.7

