



US00D565970S

(12) **United States Design Patent**  
**Ratajski et al.**

(10) **Patent No.:** **US D565,970 S**

(45) **Date of Patent:** **\*\* Apr. 8, 2008**

(54) **WRISTWATCH**

(75) Inventors: **Michel Ratajski**, Bienne (CH);  
**Susumu Shibata**, Akita (JP); **Hajime Sasaki**, Akita (JP); **Yoichi Yaguci**, Tokyo (JP)

(73) Assignee: **Namiki Seimitsu Houseki Kabushiki Kaisha**, Tokyo (JP)

(\*\*) Term: **14 Years**

(21) Appl. No.: **29/283,071**

(22) Filed: **Aug. 6, 2007**

(30) **Foreign Application Priority Data**

Feb. 6, 2007 (JP) ..... 2007-002681

(51) **LOC (8) Cl.** ..... **10-02**

(52) **U.S. Cl.** ..... **D10/39**

(58) **Field of Classification Search** ..... D10/30-39,  
D10/123-126, 128; 368/276, 281, 282, 285,  
368/223, 228, 232, 80  
See application file for complete search history.

(56) **References Cited**

**U.S. PATENT DOCUMENTS**

4,999,823	A *	3/1991	Grosjean	.....	368/295
D366,216	S *	1/1996	Bulgari	.....	D10/39
D403,248	S *	12/1998	Magninat	.....	D10/30
D403,599	S *	1/1999	Emmenegger	.....	D10/39
D410,198	S *	5/1999	Hysek	.....	D10/30
D421,918	S *	3/2000	Bodino	.....	D10/32
D421,919	S *	3/2000	Bodino	.....	D10/32

D434,335	S *	11/2000	Amstutz	.....	D10/32
D440,886	S *	4/2001	Burgener	.....	D10/32
D452,171	S *	12/2001	Bodino	.....	D10/32
D462,280	S *	9/2002	Cheng	.....	D10/39
D476,582	S *	7/2003	Sugiura	.....	D10/32
D478,515	S *	8/2003	Sugiura et al.	.....	D10/32
D484,814	S *	1/2004	Sugiura	.....	D10/32
D490,325	S *	5/2004	de Limburg-Stirum	.....	D10/39
D526,215	S *	8/2006	Calvani	.....	D10/38
D526,911	S *	8/2006	Calvani	.....	D10/38
D526,912	S *	8/2006	Calvani	.....	D10/38
D527,287	S *	8/2006	Calvani	.....	D10/39
D530,630	S *	10/2006	Calvani	.....	D10/38

\* cited by examiner

*Primary Examiner*—Lucy Lieberman

(74) *Attorney, Agent, or Firm*—Butzel Long

(57) **CLAIM**

We claim the ornamental design for a wristwatch, as shown and described.

**DESCRIPTION**

FIG. 1 is a front elevational view of the wristwatch showing our design;

FIG. 2 is a rear elevational view thereof;

FIG. 3 is a left side elevational view thereof;

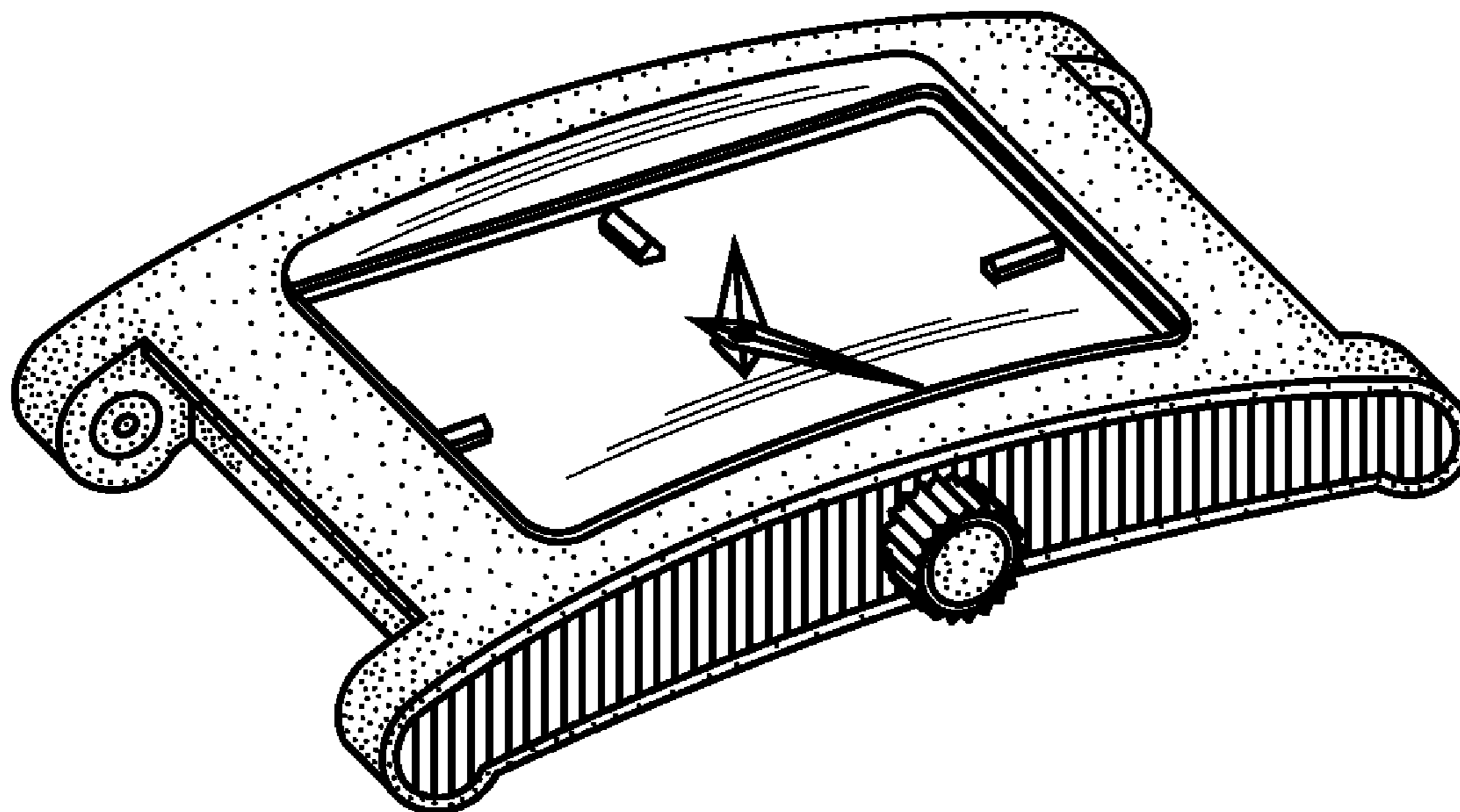
FIG. 4 is a right side elevational view thereof;

FIG. 5 is a top view thereof;

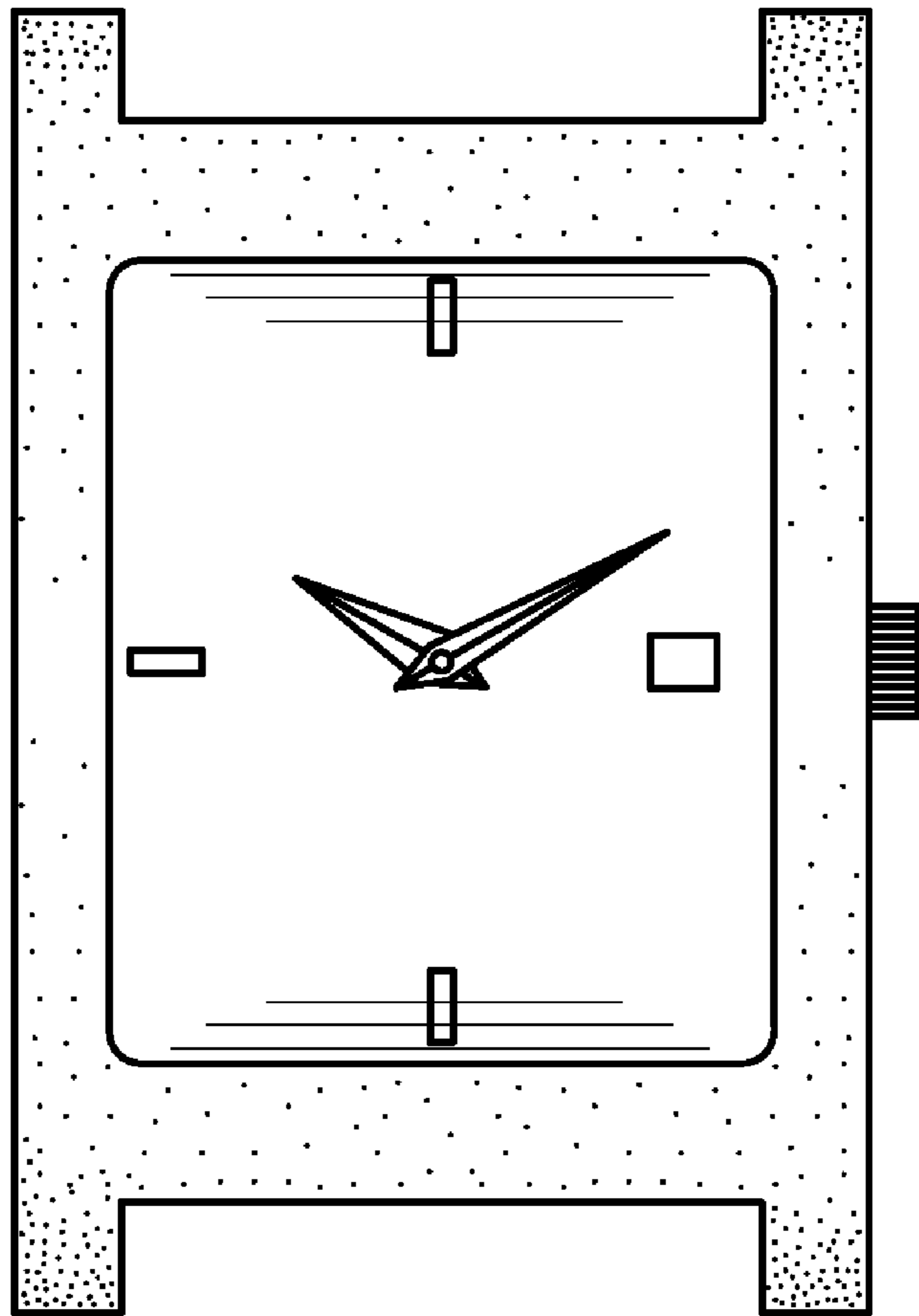
FIG. 6 is a bottom view thereof; and,

FIG. 7 is a perspective view thereof.

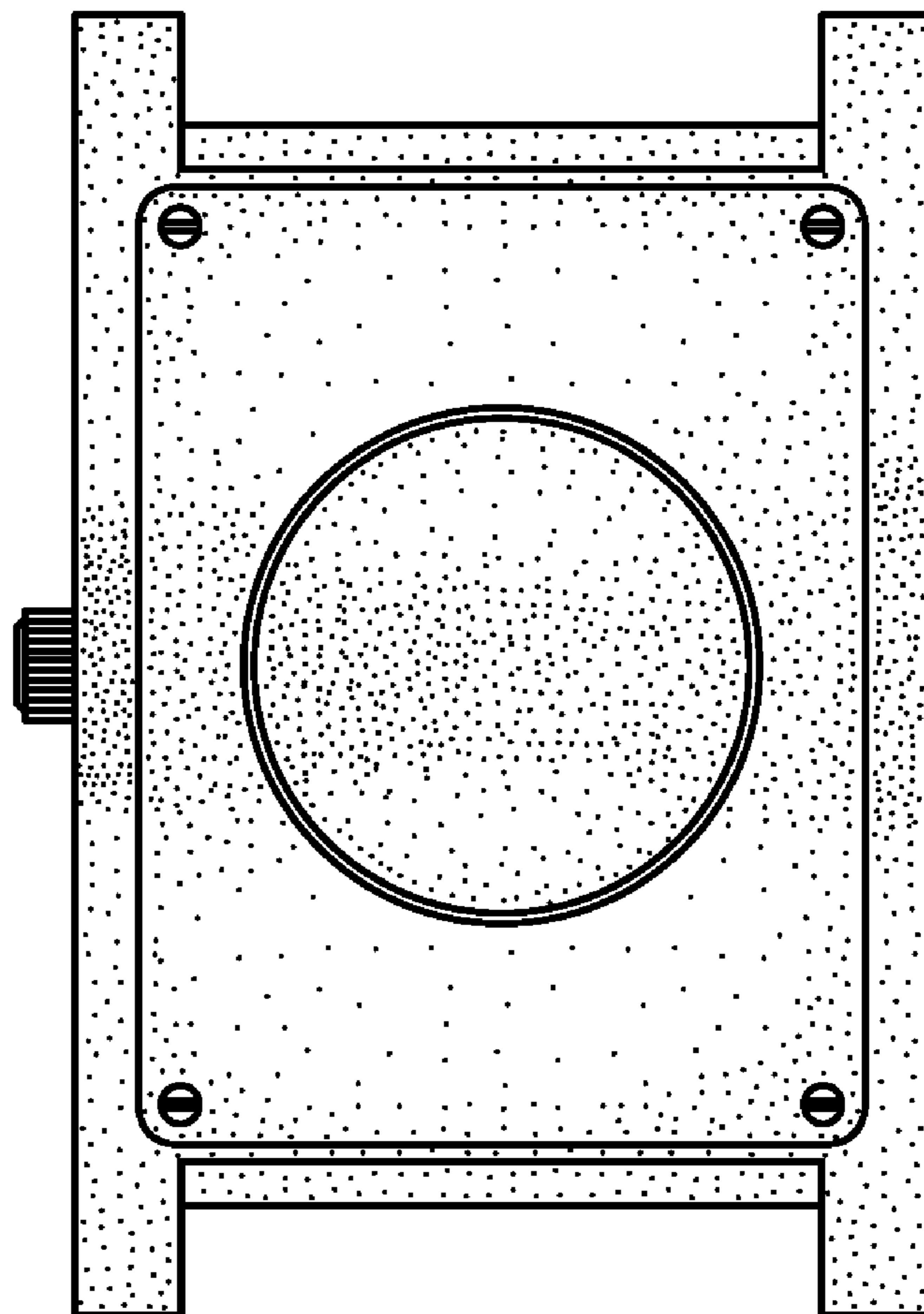
**1 Claim, 7 Drawing Sheets**



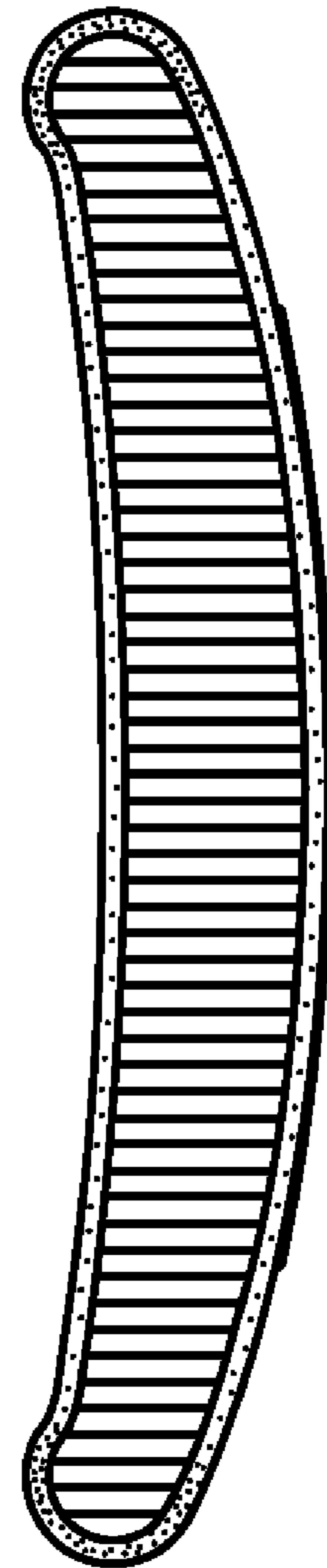
*Fig. 1*



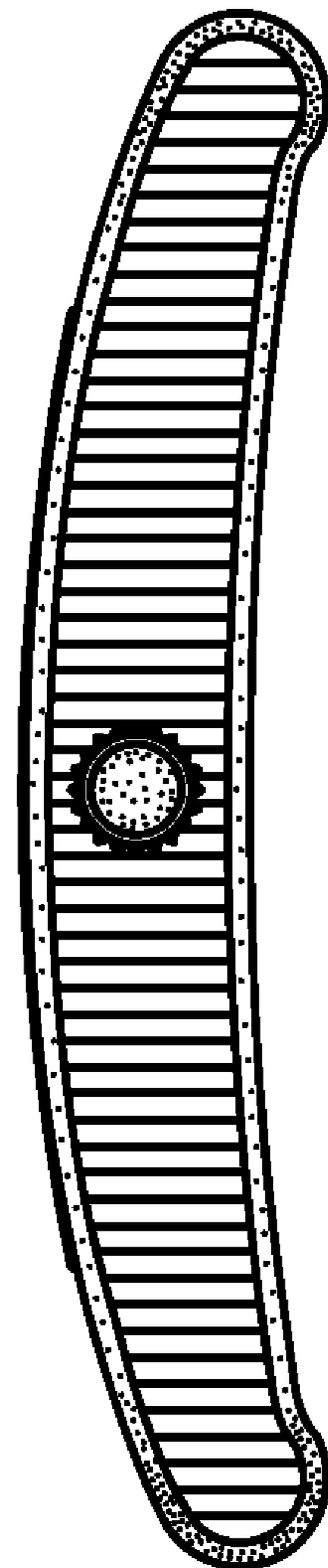
*Fig. 2*



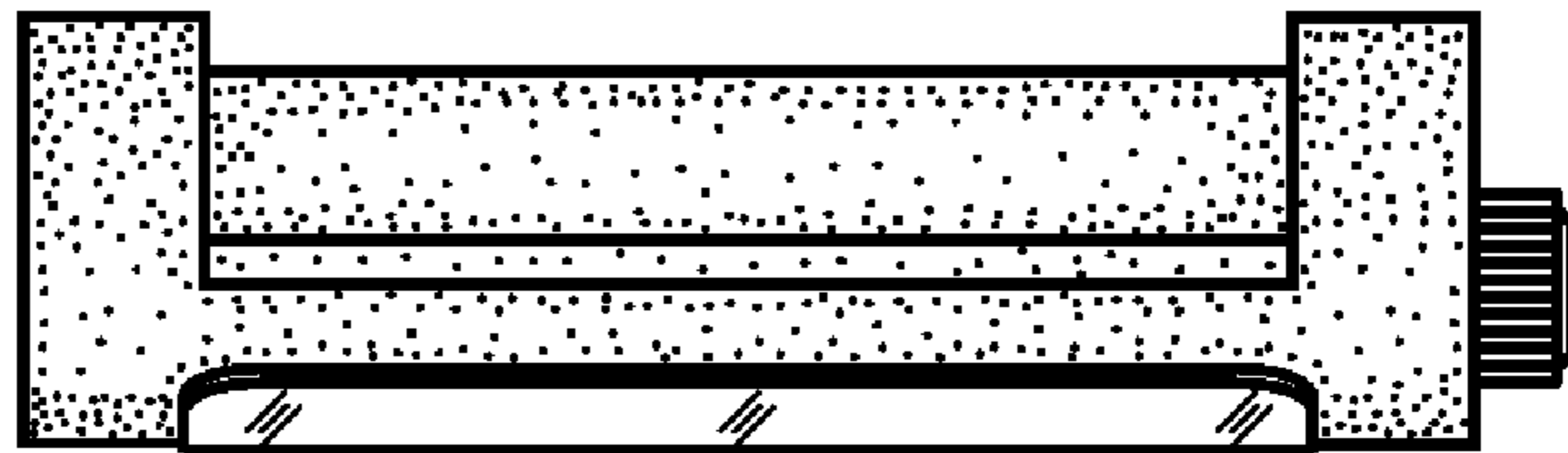
*Fig. 3*



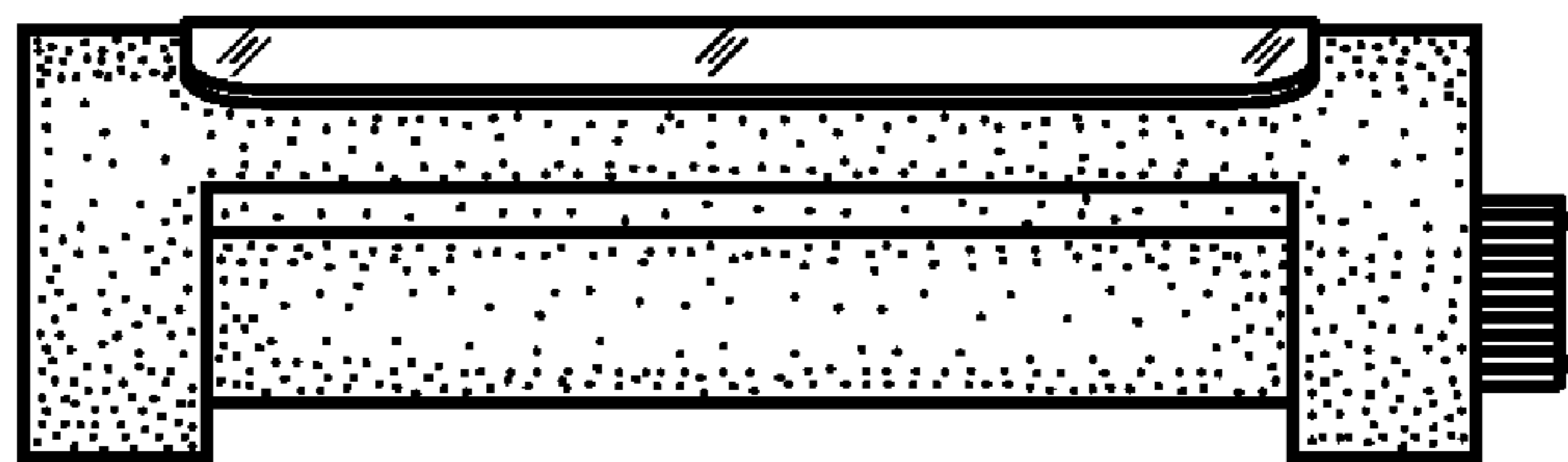
*Fig. 4*



*Fig. 5*



*Fig. 6*



*Fig. 7*

