

US00D565969S

(12) **United States Design Patent**
Pirih et al.

(10) **Patent No.:** **US D565,969 S**

(45) **Date of Patent:** **** Apr. 8, 2008**

(54) **WALL CLOCK**

(76) Inventors: **Cheryl L. Pirih**, 26371 Apache Trail,
Rimforest, CA (US) 92378; **Carol**
Turk, 1670 Homet Rd., Pasadena, CA
(US) 91106

(**) Term: **14 Years**

(21) Appl. No.: **29/283,768**

(22) Filed: **Aug. 23, 2007**

(51) **LOC (8) Cl.** **10-01**

(52) **U.S. Cl.** **D10/16**

(58) **Field of Classification Search** D10/1-29;
368/179-183, 276, 277, 285, 316, 317
See application file for complete search history.

(56) **References Cited**

U.S. PATENT DOCUMENTS

D49,408 S *	7/1916	Wise	D10/7
D72,426 S *	4/1927	Herschede	D10/16
D76,036 S *	8/1928	Overlander	D10/16
1,799,926 A *	4/1931	Overlander	368/277
1,815,796 A *	7/1931	Prevost	368/316
D153,611 S *	5/1949	Koplar	D10/16
D199,858 S *	12/1964	McLeod	D10/16
D213,453 S *	3/1969	Edelman	D10/2
D234,753 S *	4/1975	Dybala	D10/16

D240,118 S *	6/1976	Eisen	D10/16
D257,505 S *	11/1980	Umanoff	D10/16
D260,859 S *	9/1981	Boukma	D10/16
5,007,036 A *	4/1991	Kelly, Jr.	368/134

* cited by examiner

Primary Examiner—Lucy Lieberman

(74) *Attorney, Agent, or Firm*—Kelly Lowry & Kelley LLP

(57) **CLAIM**

The ornamental design for a wall clock, as shown and described.

DESCRIPTION

FIG. 1 is a top, front and right side perspective view of a wall clock showing our new design;

FIG. 2 is front elevational view thereof;

FIG. 3 is a rear elevational view thereof;

FIG. 4 is a right side elevation thereof;

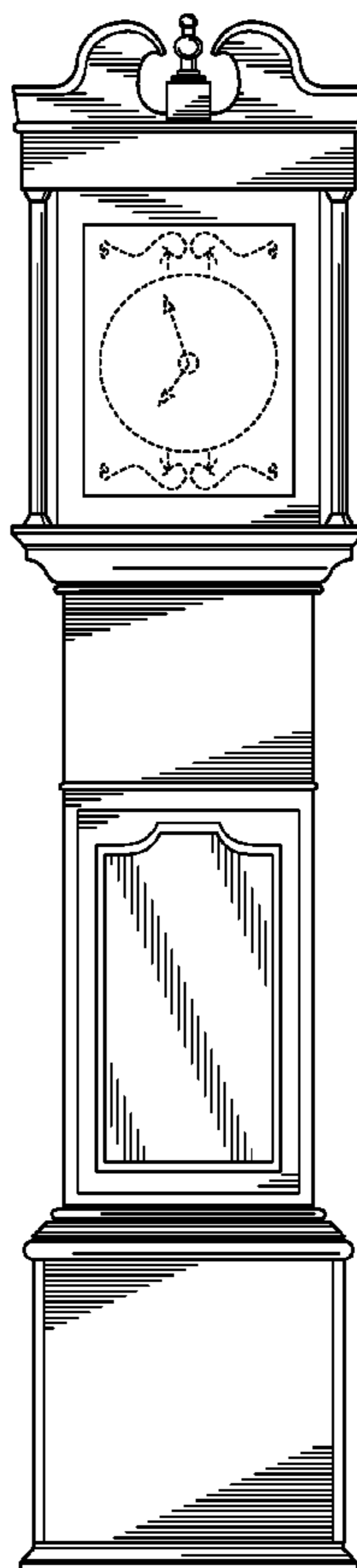
FIG. 5 is a left side elevation thereof;

FIG. 6 is a top plan view thereof; and,

FIG. 7 is a bottom plan view thereof.

The broken lines shown in FIGS. 1 and 2 are for illustrative purposes only and form no part of the claimed design.

1 Claim, 3 Drawing Sheets



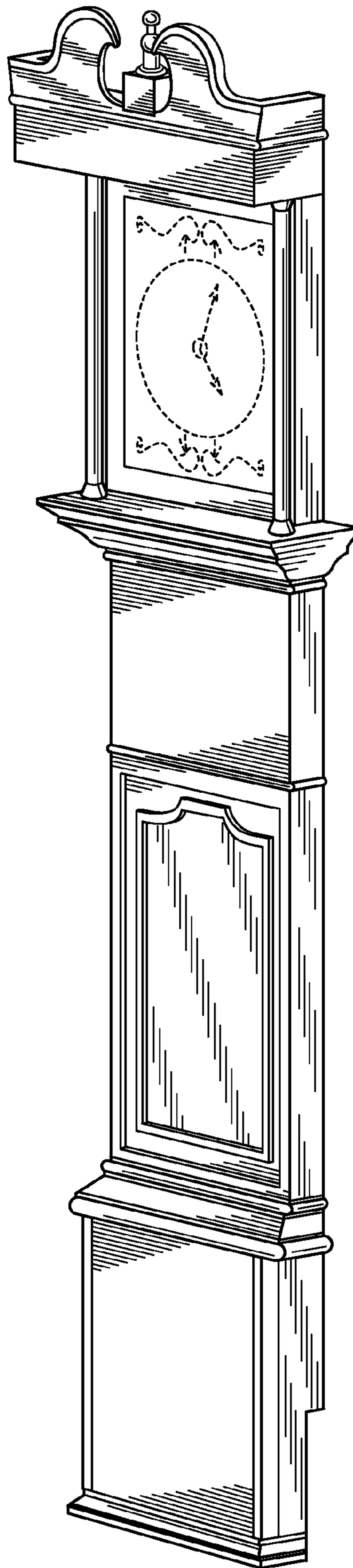


FIG. 1

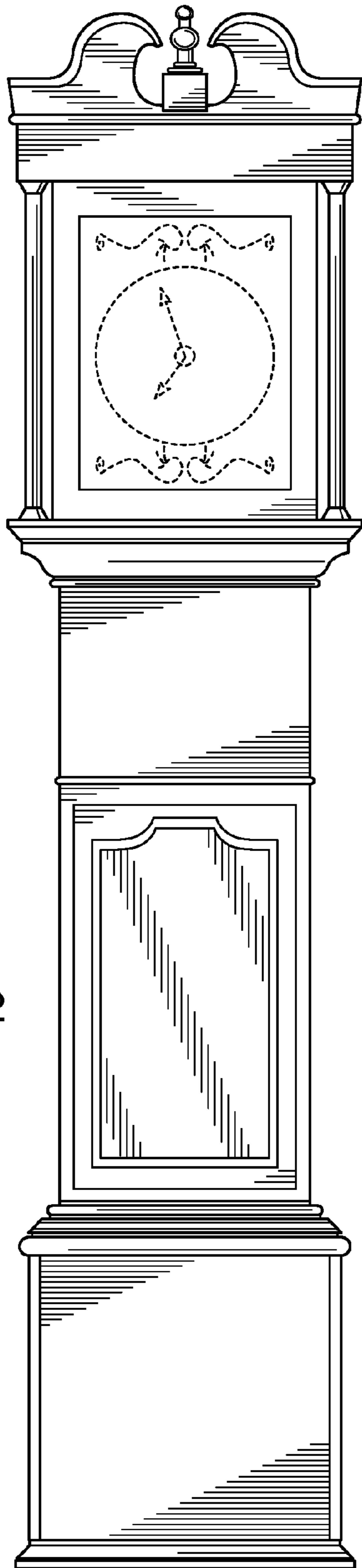


FIG. 2

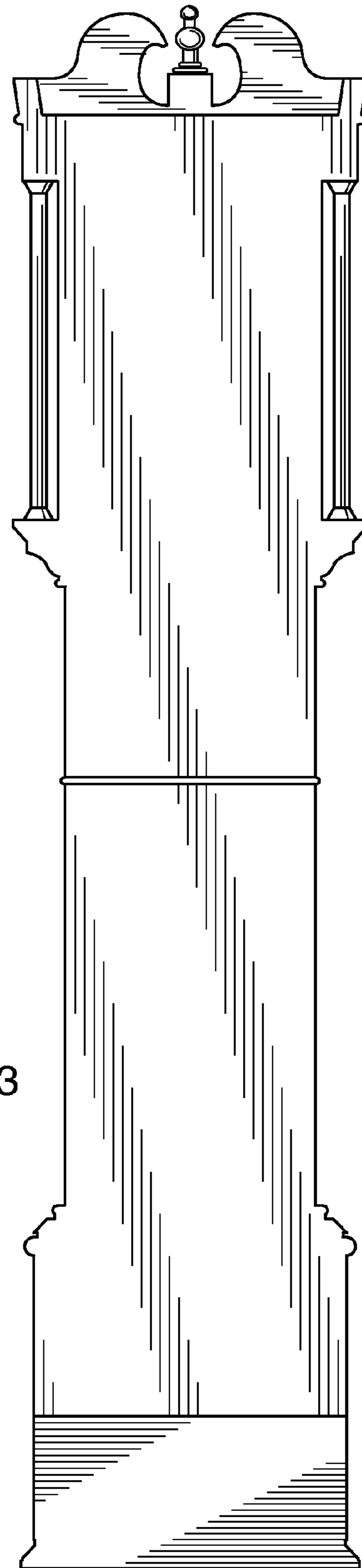


FIG. 3

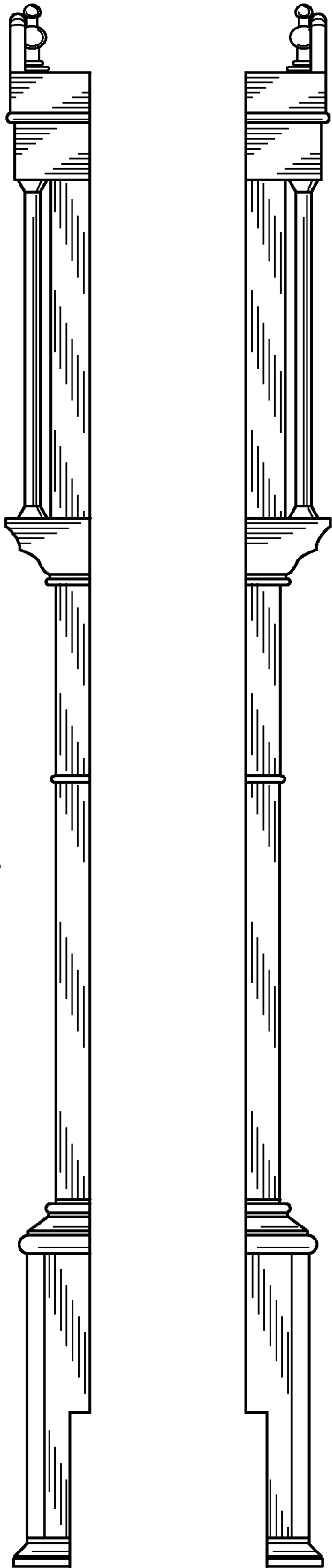


FIG. 4

FIG. 5

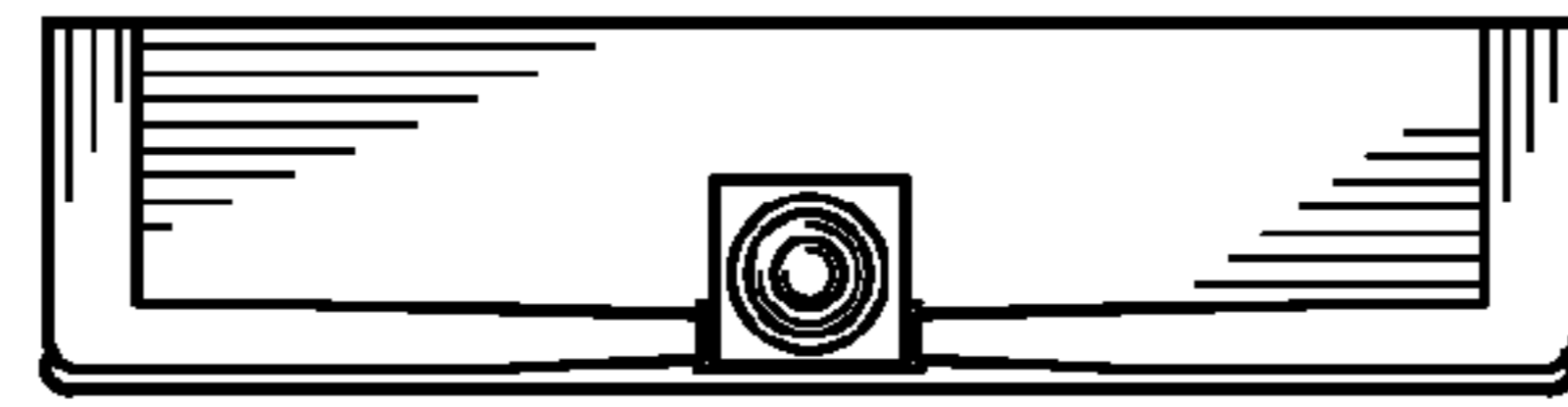


FIG. 6




FIG. 7