



US00D565946S

(12) **United States Design Patent** (10) **Patent No.:** **US D565,946 S**
Cronin et al. (45) **Date of Patent:** **** Apr. 8, 2008**

(54) **CLOSURE FOR A CARTON**

5,653,384 A 8/1997 Shaikh
5,655,706 A 8/1997 Vandiver

(75) Inventors: **Edward P. Cronin**, Brodhead, WI
(US); **George Solowiejko**, Rockford, IL
(US); **Gordon E. VerWeyst**, Rockford,
IL (US)

FOREIGN PATENT DOCUMENTS

WO WO 03/013966 2/2003

(73) Assignee: **J.L. Clark, Inc.**, Rockford, IL (US)

Primary Examiner—Gary D. Watson

Assistant Examiner—Susan Bennett Hattan

(**) Term: **14 Years**

(74) *Attorney, Agent, or Firm*—Reinhart Boerner Van
Deuren P.C.

(21) Appl. No.: **29/268,152**

(57) **CLAIM**

(22) Filed: **Oct. 27, 2006**

I claim the ornamental design for a closure for a carton, as
shown and described.

(51) **LOC (8) Cl.** **09-07**

DESCRIPTION

(52) **U.S. Cl.** **D9/435; D9/449**

(58) **Field of Classification Search** D9/454,
D9/450, 449, 447, 446, 440, 435, 432, 423,
D9/421, 420, 422, 426; D7/900, 401.1, 396.1,
D7/392; 229/207; D6/518; D34/11; D3/323;
222/480, 256; 220/812, 810, 480, 345.1,
220/256.1, 253, 213; 215/322, 306, 236,
215/235

FIG. 1 is a top front perspective view of a closure for a
carton mounted to a carton having the door to the closure in
a closed position, the broken line showing of the carton
depicting environment subject matter only and forming no
part of the claimed design;

FIG. 2 is a top view of the closure of FIG. 1;

See application file for complete search history.

FIG. 3 is a bottom view of the closure of FIG. 1, as the
broken line showing of the support ribs and mounting walls
depicting environment subject matter only and forming no
part of the claimed design;

(56) **References Cited**

U.S. PATENT DOCUMENTS

- 3,370,757 A 2/1968 Foster
- 4,043,503 A * 8/1977 Meyers et al. 229/207
- 4,241,864 A 12/1980 Kessler
- 4,305,524 A 12/1981 McLaren et al.
- 4,433,808 A 2/1984 Gordon et al.
- 4,579,246 A 4/1986 Swearingen et al.
- 4,715,528 A 12/1987 Kjelgaard et al.
- 4,738,365 A * 4/1988 Prater 229/207
- 4,768,703 A 9/1988 Sosler et al.
- 4,892,247 A 1/1990 Dirksing et al.
- D353,538 S * 12/1994 Jobit D9/432
- 5,642,833 A 7/1997 Ring

FIG. 4 is a side view of the closure of FIG. 1;

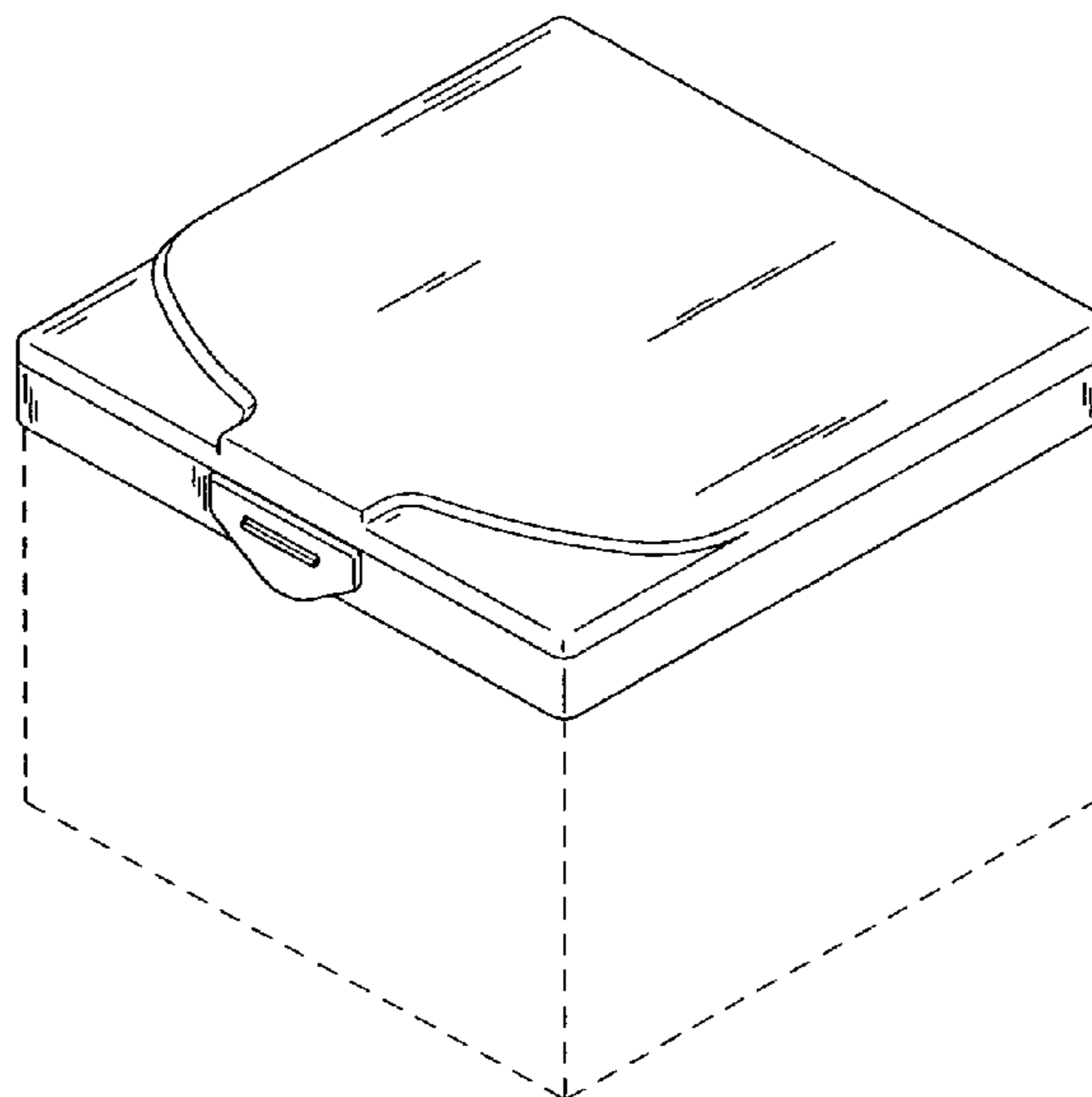
FIG. 5 is a side view of the closure of FIG. 1 showing the
side opposite that is shown in FIG. 4;

FIG. 6 is a front view of the closure of FIG. 1; and,

FIG. 7 is a back view of the closure of FIG. 1.

In FIGS. 4–7, the broken line showing of the inner mounting
wall depending downward beyond the outer mounting
depicts environment subject matter only and forms no part
of the claimed design.

1 Claim, 4 Drawing Sheets



US D565,946 S

Page 2

U.S. PATENT DOCUMENTS

D402,554 S *	12/1998	Batchelor	D9/432	D485,754 S	1/2004	Fielder et al.	
6,053,353 A	4/2000	Helms		D486,731 S	2/2004	Meeker et al.	
D436,033 S	1/2001	Croft et al.		7,017,797 B2	3/2006	Goglio	
D444,703 S *	7/2001	Allasia	D9/423	D531,032 S *	10/2006	Zaidman et al.	D9/449
6,349,866 B1	2/2002	Stewart et al.		D538,648 S *	3/2007	Correll	D9/435
6,422,411 B1	7/2002	Gray		D540,676 S *	4/2007	Novos et al.	D9/449
6,510,981 B1	1/2003	Deering et al.		2001/0035424 A1	11/2001	Combe et al.	
6,523,713 B1	2/2003	Helms		2004/0011803 A1	1/2004	D'Amato	
D473,140 S	4/2003	Gilliam et al.		2005/0236465 A1	10/2005	Stevens	

* cited by examiner

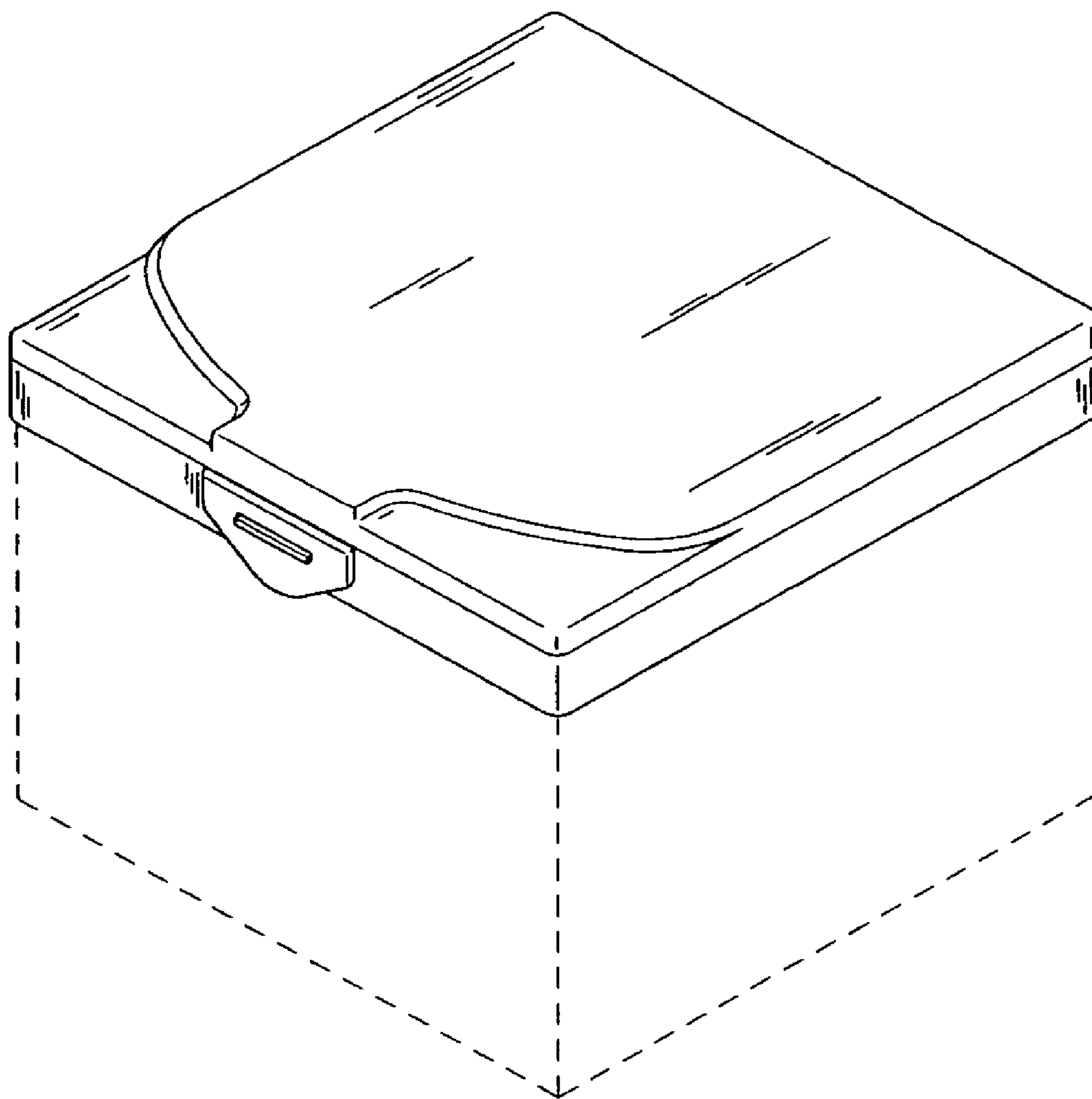


FIG. 1

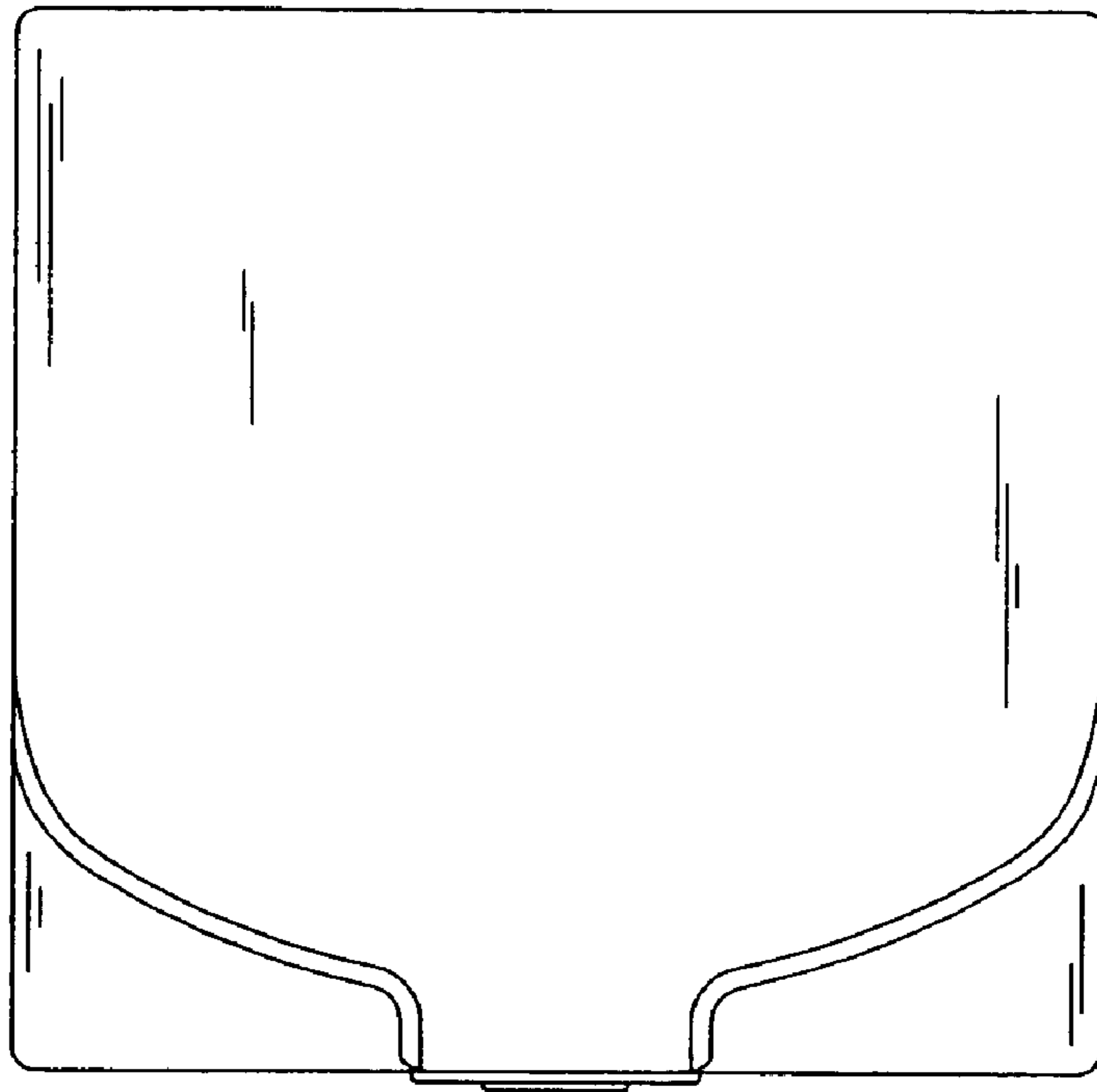


FIG. 2

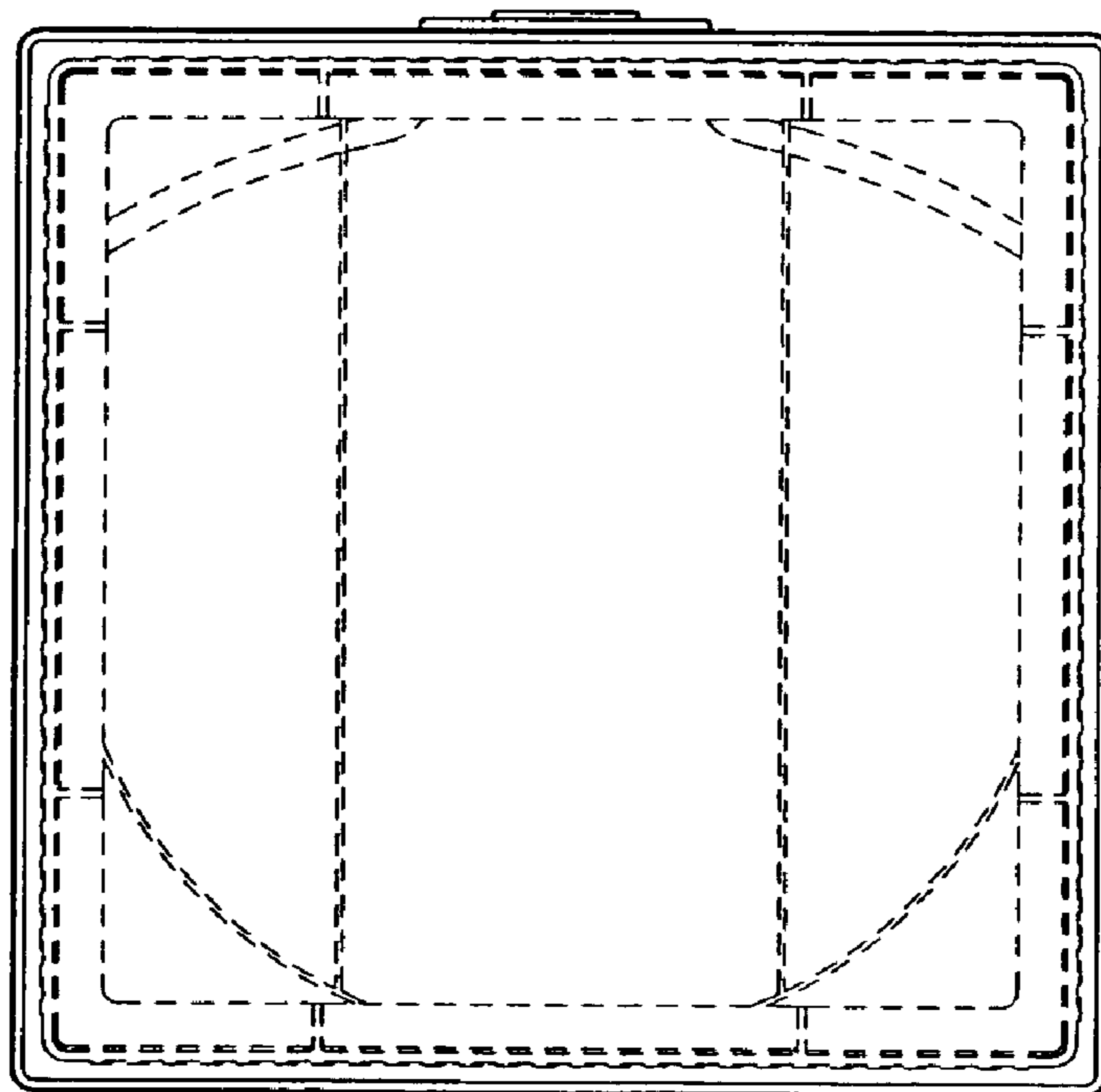


FIG. 3




FIG. 4




FIG. 5

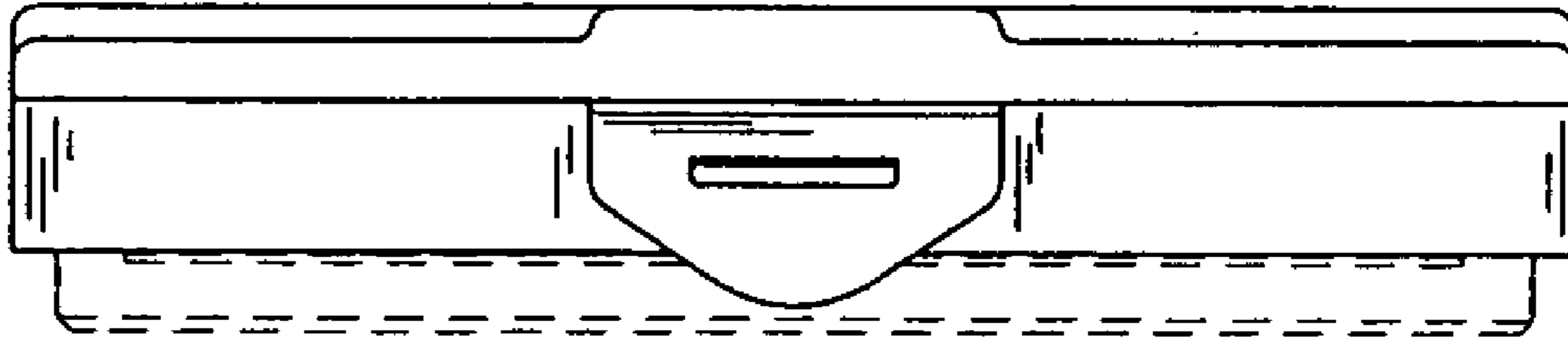


FIG. 6




FIG. 7