



US00D565939S

(12) **United States Design Patent** (10) **Patent No.:** **US D565,939 S**
Newbould et al. (45) **Date of Patent:** **** Apr. 8, 2008**

(54) **ADHESIVELY MOUNTABLE HOOK**

(75) Inventors: **Peter J. Newbould**, Milan (IT);
Pasquale Cirulli, Milan (IT); **Sigurdur Thorsteinsson**, Milan (IT); **Michele Cestone**, Milan (IT)

(73) Assignee: **3M Innovative Properties Company**,
St. Paul, MN (US)

(**) Term: **14 Years**

(21) Appl. No.: **29/247,835**

(22) Filed: **Jul. 14, 2006**

(51) **LOC (8) Cl.** **08-05**

(52) **U.S. Cl.** **D8/367**

(58) **Field of Classification Search** D8/367,
D8/354, 363, 370; 40/642.01; 211/59.1,
211/70.6; 248/220.41, 220.43, 222.12, 304;
D6/323

See application file for complete search history.

(56) **References Cited**

U.S. PATENT DOCUMENTS

D267,455 S * 1/1983 Cohen D8/367
D287,816 S * 1/1987 Chasen D8/367
D307,539 S * 5/1990 Goodman et al. D8/367
D386,389 S * 11/1997 Hofman D8/367
D404,287 S * 1/1999 Hepworth D8/367

6,131,864 A * 10/2000 Schumann 248/205.3
6,199,811 B1 * 3/2001 Fargo 248/304
D480,292 S * 10/2003 Johansson et al. D8/367
D540,156 S * 4/2007 Bryant D8/382

* cited by examiner

Primary Examiner—T. Chase Nelson

Assistant Examiner—Barbara Blanton Lohr

(74) *Attorney, Agent, or Firm*—David B. Patchett

(57) **CLAIM**

The ornamental design for an adhesively mountable hook, as shown and described.

DESCRIPTION

FIG. 1 is a perspective view showing the new design for an adhesively mountable hook;

FIG. 2 is a front view thereof;

FIG. 3 is a back view thereof;


FIG. 4 is a side view thereof, the opposite side view thereof being a mirror image of the side view shown;

FIG. 5 is a top view thereof; and,

FIG. 6 is a bottom view thereof.

The broken line showing of the back of the hook in FIG. 3 is for illustrative purposes only and forms no part of the claimed design.

1 Claim, 1 Drawing Sheet






Fig. 1

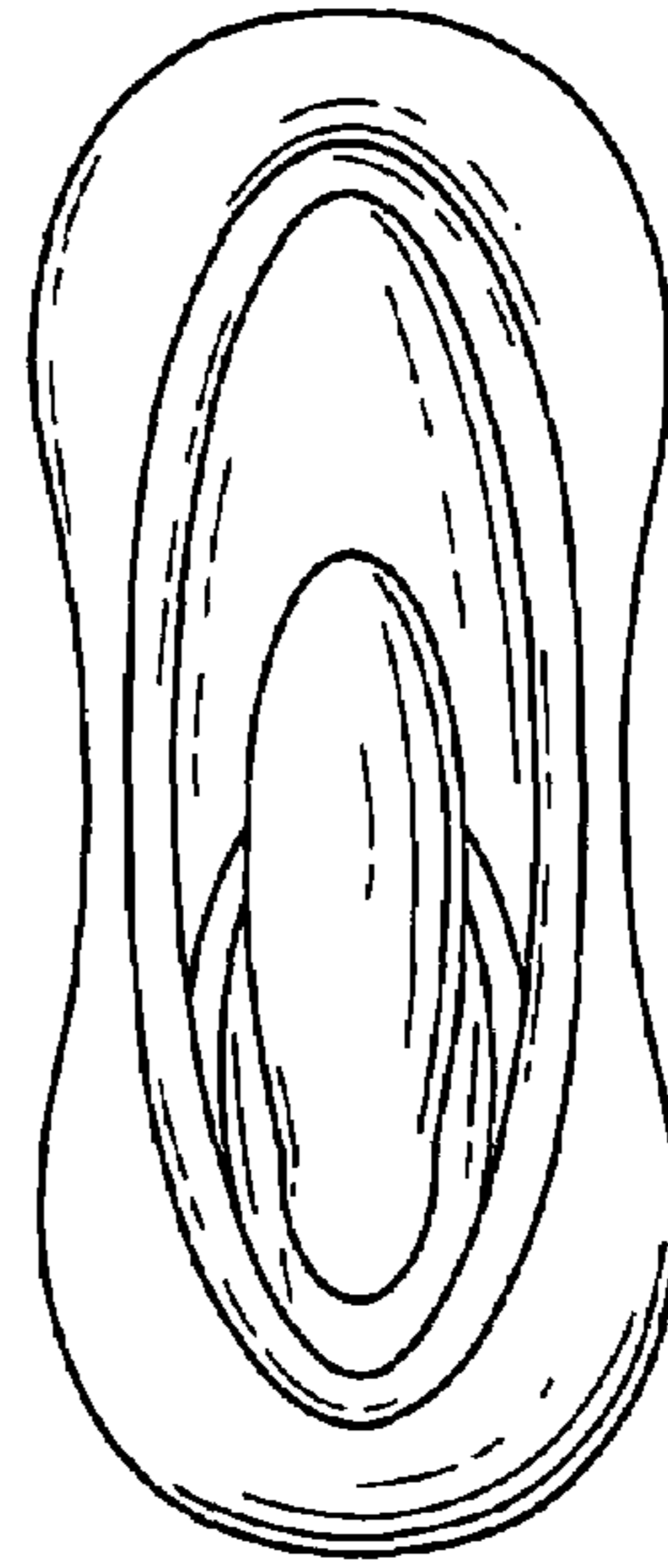


Fig. 2

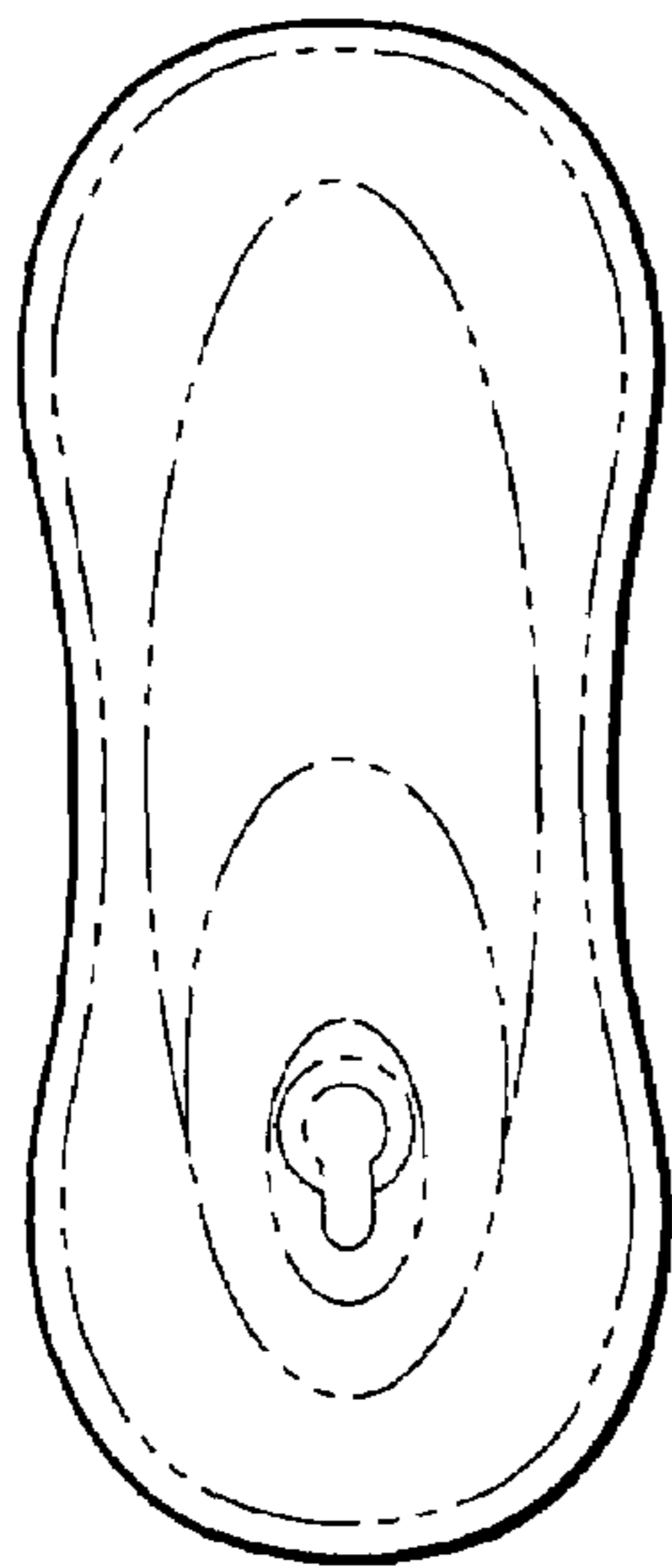


Fig. 3

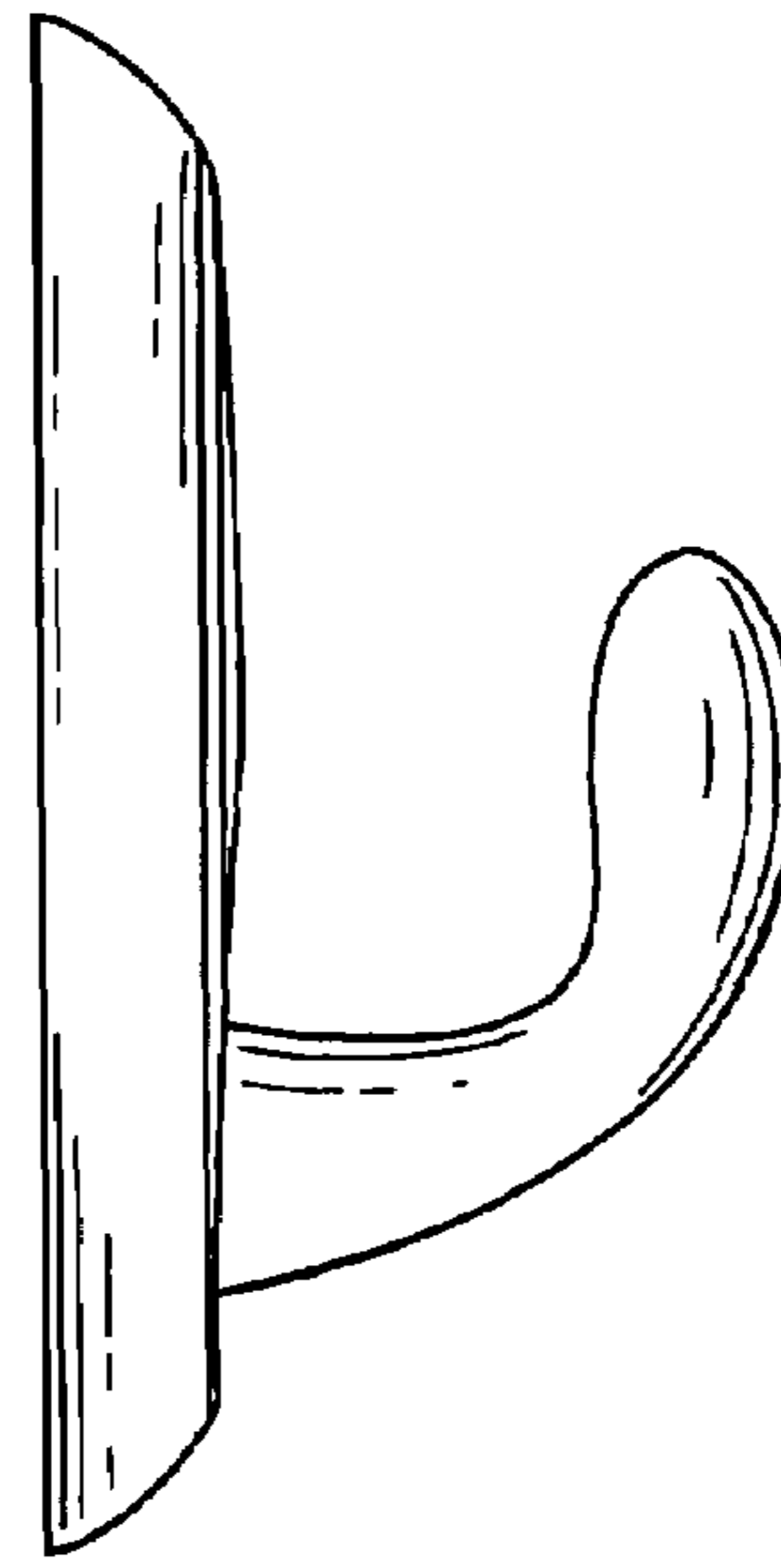


Fig. 4

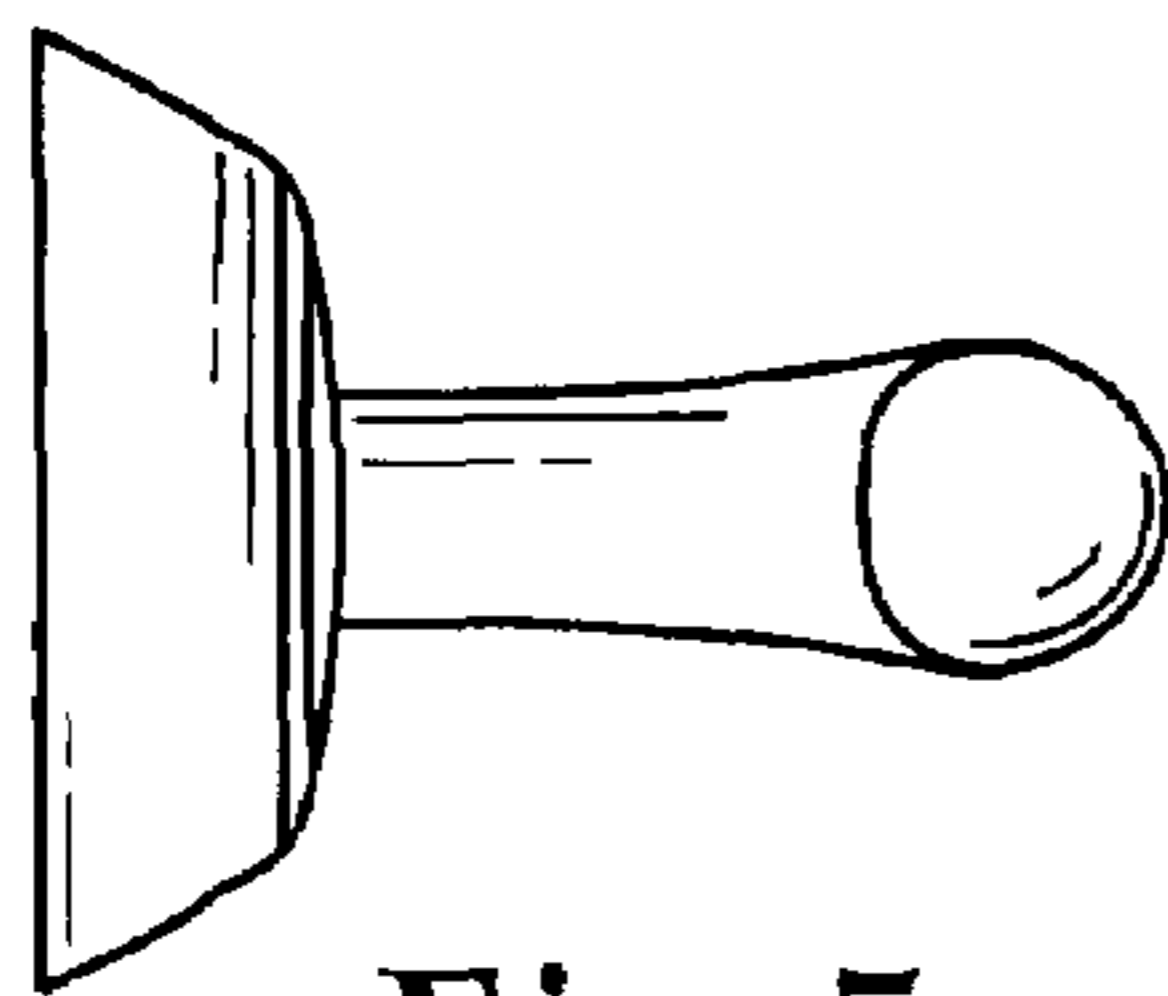


Fig. 5

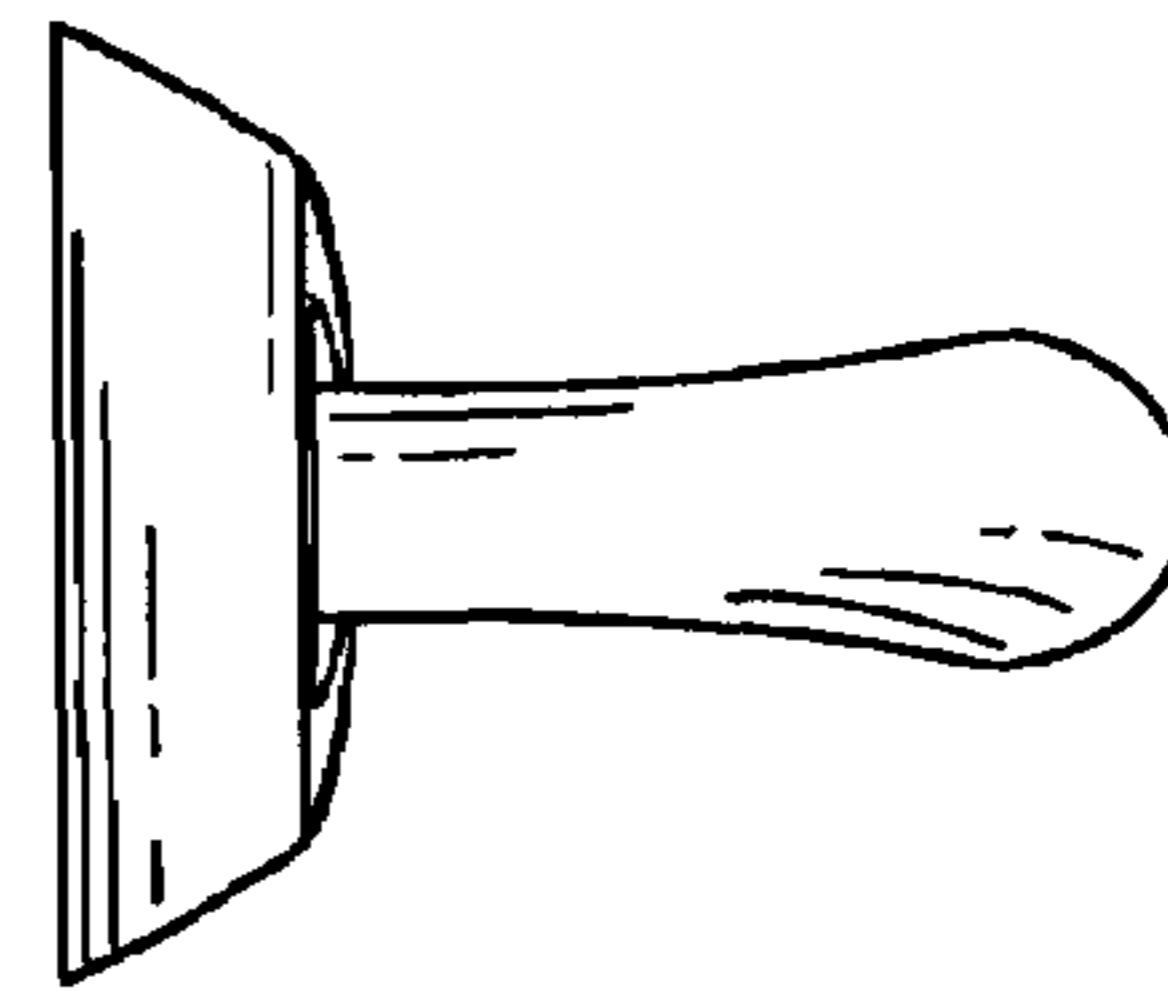


Fig. 6