

US00D565931S

(12) **United States Design Patent**  
**Samhammer et al.**

(10) **Patent No.:** **US D565,931 S**  
(45) **Date of Patent:** **\*\* Apr. 8, 2008**

(54) **PUSH/PULL SLAM LATCH**

(75) Inventors: **Christopher Samhammer**, Redmond, WA (US); **Richard K. Simms**, Redmond, WA (US); **Linsey K. Mallory**, Montesano, WA (US); **Patrick C. Moran**, Seattle, WA (US); **Ximena Rozo**, Seattle, WA (US); **Juliane B. Trummer**, Seattle, WA (US)

(73) Assignee: **The Boeing Company**, Chicago, IL (US)

(\*\*) Term: **14 Years**

(21) Appl. No.: **29/297,022**

(22) Filed: **Nov. 1, 2007**

**Related U.S. Application Data**

(62) Division of application No. 29/247,623, filed on Jun. 29, 2006, now Pat. No. Des. 559,077.

(51) **LOC (8) Cl.** ..... **08-07**

(52) **U.S. Cl.** ..... **D8/331**

(58) **Field of Classification Search** ..... D8/330-348, D8/306, 313, 302; 70/57, 63, 78, 84, 99, 70/101, 141, 208; 292/175, 336.3, 95, 11  
See application file for complete search history.

(56) **References Cited**

**U.S. PATENT DOCUMENTS**

- D303,618 S \* 9/1989 Russell et al. .... D8/306
- D385,474 S \* 10/1997 Rechberg ..... D8/313
- D415,406 S \* 10/1999 Weinerman et al. .... D8/331
- D452,952 S \* 1/2002 Teskey ..... D8/331

- 6,340,933 B1 1/2002 Chen et al.
- D458,110 S \* 6/2002 Landeros ..... D8/338
- 6,829,150 B2 12/2004 Larson
- D531,882 S \* 11/2006 Haugaard et al. .... D8/336
- D543,437 S \* 5/2007 Mallory et al. .... D8/330
- D543,831 S \* 6/2007 Druckman et al. .... D8/330

**FOREIGN PATENT DOCUMENTS**

WO 2004/021747 A2 3/2004

\* cited by examiner

*Primary Examiner*—Mitchell Siegel

(74) *Attorney, Agent, or Firm*—Ostrager Chong Flaherty & Broitman, P.C.

(57) **CLAIM**

The ornamental design for a push/pull slam latch, as shown and described.

**DESCRIPTION**

FIG. 1 is a perspective view of a first embodiment of a push/pull slam latch in accordance with the present invention;

FIG. 2 is a front elevational view thereof;

FIG. 3 is a top view thereof;

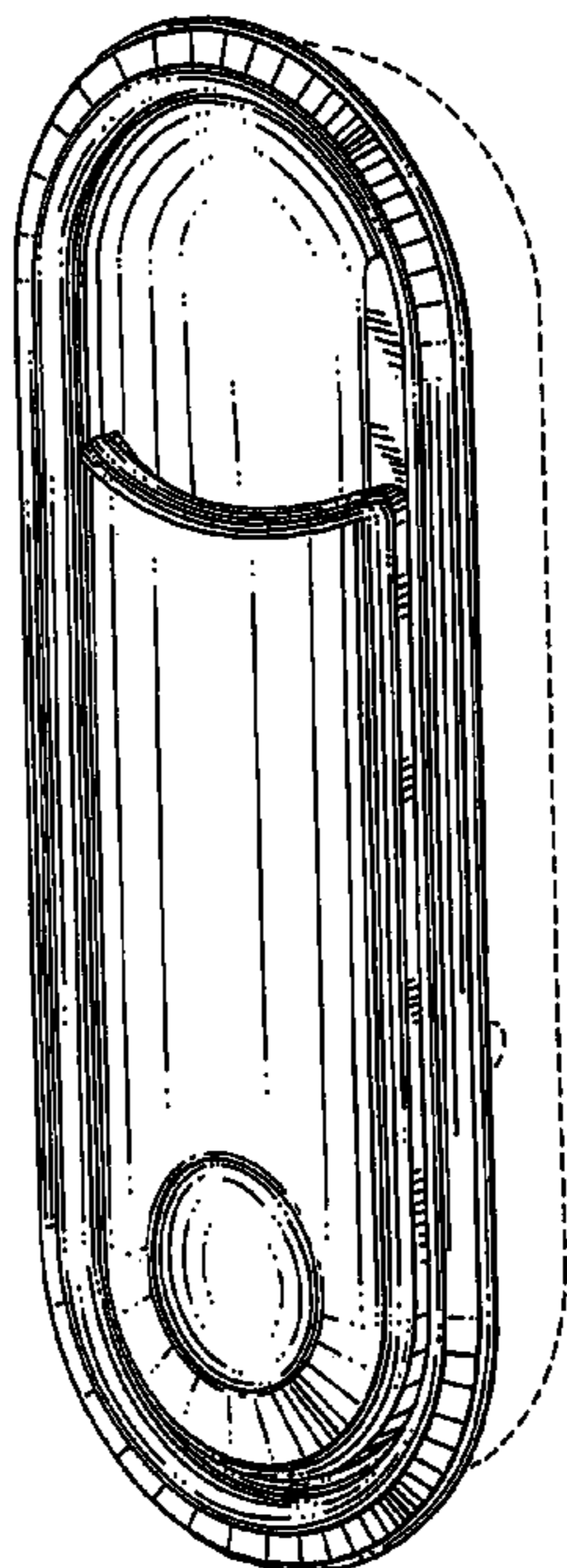
FIG. 4 is a right side view thereof;

FIG. 5 is a bottom view thereof;

FIG. 6 is a perspective view of a second embodiment of a push/pull slam latch of the invention; and,

FIG. 7 is a front elevational view thereof; matter has been added.

**1 Claim, 5 Drawing Sheets**



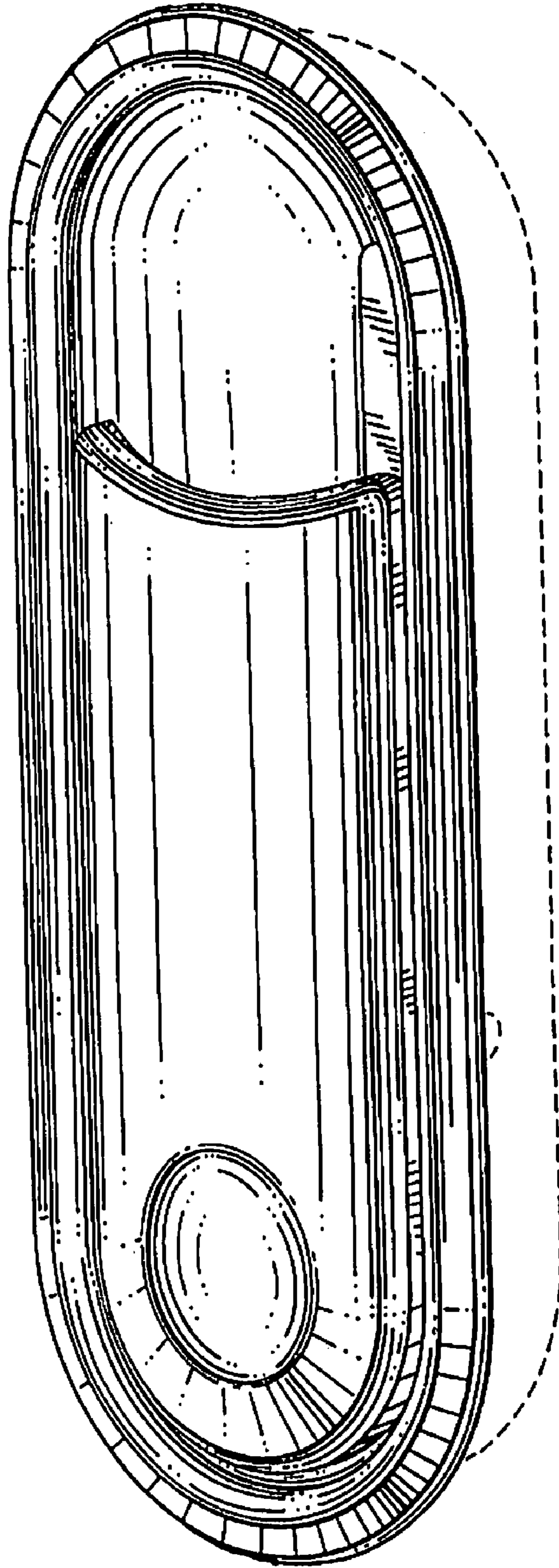


FIG. 1

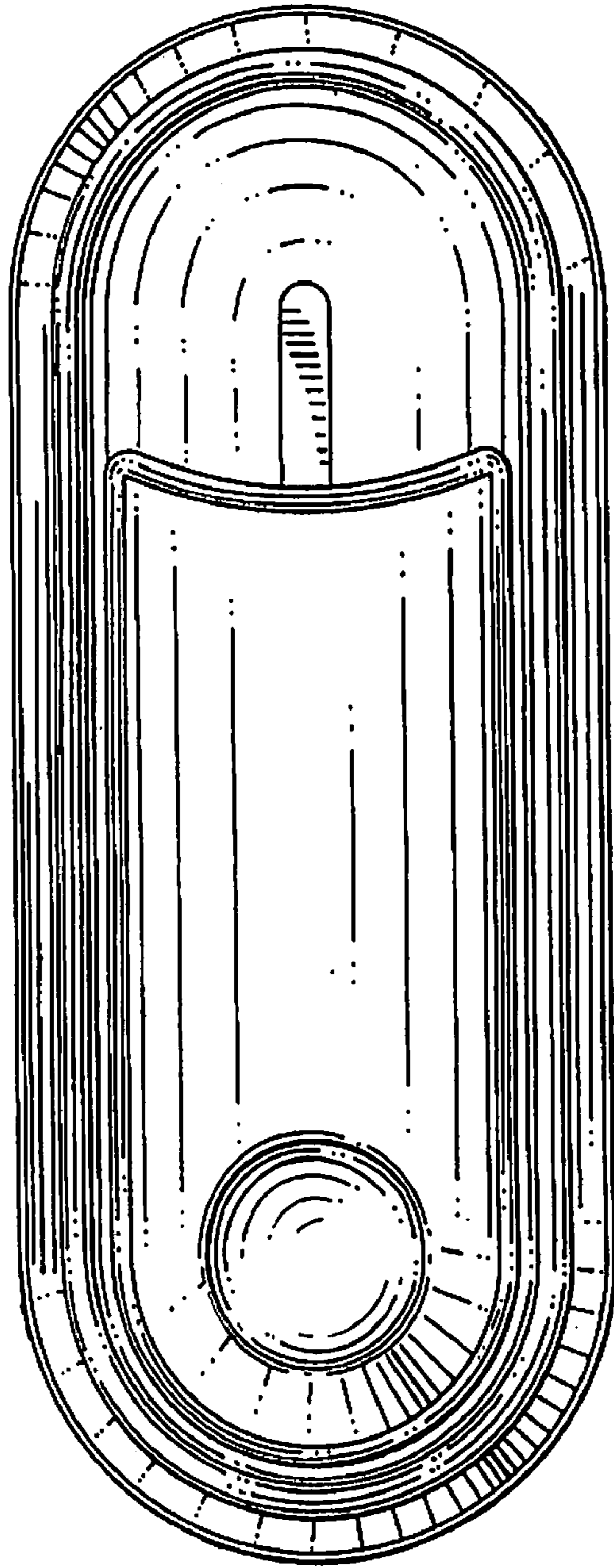


FIG. 2



FIG. 3




FIG. 4



FIG. 5




FIG. 6






FIG.7