



US00D565900S

(12) **United States Design Patent**  
**Franco**

(10) **Patent No.:** **US D565,900 S**

(45) **Date of Patent:** **\*\* Apr. 8, 2008**

(54) **MUG WITH SPOON HOLDER**

(76) Inventor: **Abraham Franco**, 800 W. 44 Ct.,  
Miami Beach, FL (US) 33140

(\*\*) Term: **14 Years**

(21) Appl. No.: **29/285,616**

(22) Filed: **Apr. 3, 2007**

(51) **LOC (8) Cl.** ..... **07-01**

(52) **U.S. Cl.** ..... **D7/507; D7/536**

(58) **Field of Classification Search** ..... D9/516;  
D7/629, 507, 505, 533, 536; 220/703, 735,  
220/23.3, DIG. 5, 574.1; 215/227; 206/217  
See application file for complete search history.

(56) **References Cited**

**U.S. PATENT DOCUMENTS**

700,653	A	5/1902	Jobson	
1,240,072	A	9/1917	Maiden	
1,276,018	A	8/1918	Blaetus	
1,662,146	A	3/1928	Elliott	
D168,327	S *	12/1952	Alper	..... D7/507
2,745,586	A *	5/1956	Thoma	..... 229/401
2,840,292	A *	6/1958	Stoddard	..... 229/401
3,069,046	A	12/1962	Gram	
D216,407	S	12/1969	Kull et al.	
4,027,779	A *	6/1977	De Long	..... 220/23.83
D309,401	S	7/1990	Lombardi	
D309,545	S *	7/1990	Ancona et al.	..... D7/507
D309,550	S	7/1990	Pozzi	
D337,920	S	8/1993	Rowe	
D360,809	S	8/1995	Longin et al.	
D368,629	S	4/1996	Verbovszky	
5,508,498	A *	4/1996	Rheinish et al.	..... 219/730
5,518,211	A	5/1996	Gaskill et al.	
5,823,483	A *	10/1998	Gaskill	..... 248/37.6

D400,789	S	11/1998	Rupert	
D436,804	S *	1/2001	Wolfe	..... D7/536
D443,475	S *	6/2001	Miura	..... D7/507
D449,961	S *	11/2001	Miura	..... D7/507
D455,048	S *	4/2002	Marck	..... D7/536
D455,933	S *	4/2002	Marck	..... D7/536
D497,079	S *	10/2004	Paggio	..... D7/507
D499,609	S *	12/2004	Bodum	..... D7/536
D522,312	S *	6/2006	Bodum	..... D7/536
D530,852	S *	10/2006	Zheng	..... D27/148
D549,523	S *	8/2007	Montes	..... D7/536
D552,931	S *	10/2007	Bodum	..... D7/536
D557,563	S *	12/2007	Bodum	..... D7/536
D557,564	S *	12/2007	Bodum	..... D7/536
D557,985	S *	12/2007	Arcangeli	..... D7/536

\* cited by examiner

*Primary Examiner*—Marianne Pandozzi

*Assistant Examiner*—J. Scott

(74) *Attorney, Agent, or Firm*—Malloy & Malloy, P.A.


(57) **CLAIM**

The ornamental design for a mug with spoon holder, as shown and described.

**DESCRIPTION**

FIG. 1 is a top perspective view illustrating my design for a mug with spoon holder;  
FIG. 2 is a front view thereof;  
FIG. 3 is a left side view thereof;  
FIG. 4 is a top view thereof;  
FIG. 5 is a right side view thereof;  
FIG. 6 is a bottom view thereof; and,  
FIG. 7 is a rear view thereof.

**1 Claim, 4 Drawing Sheets**






FIG. 1




FIG. 2

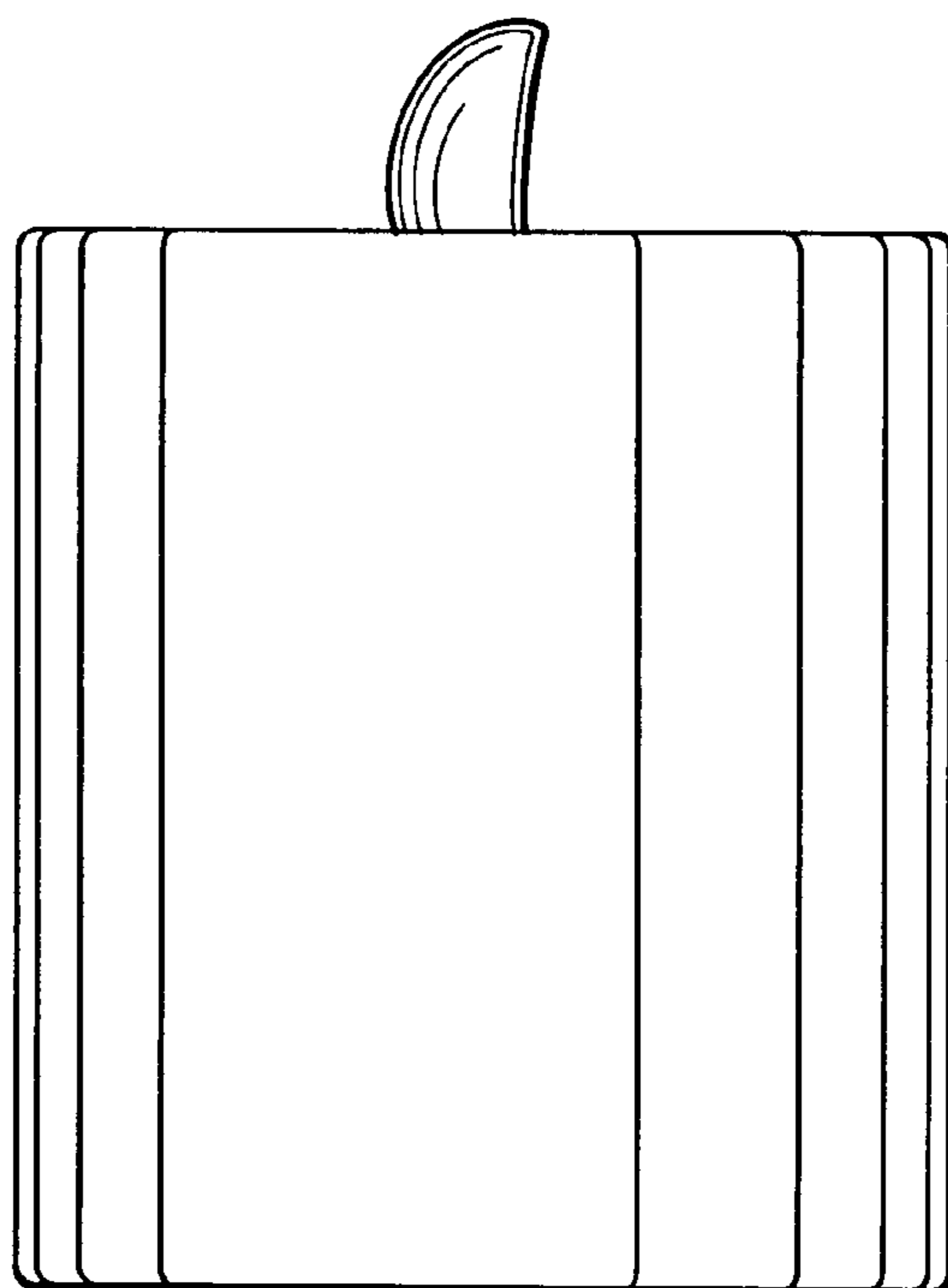


FIG. 3

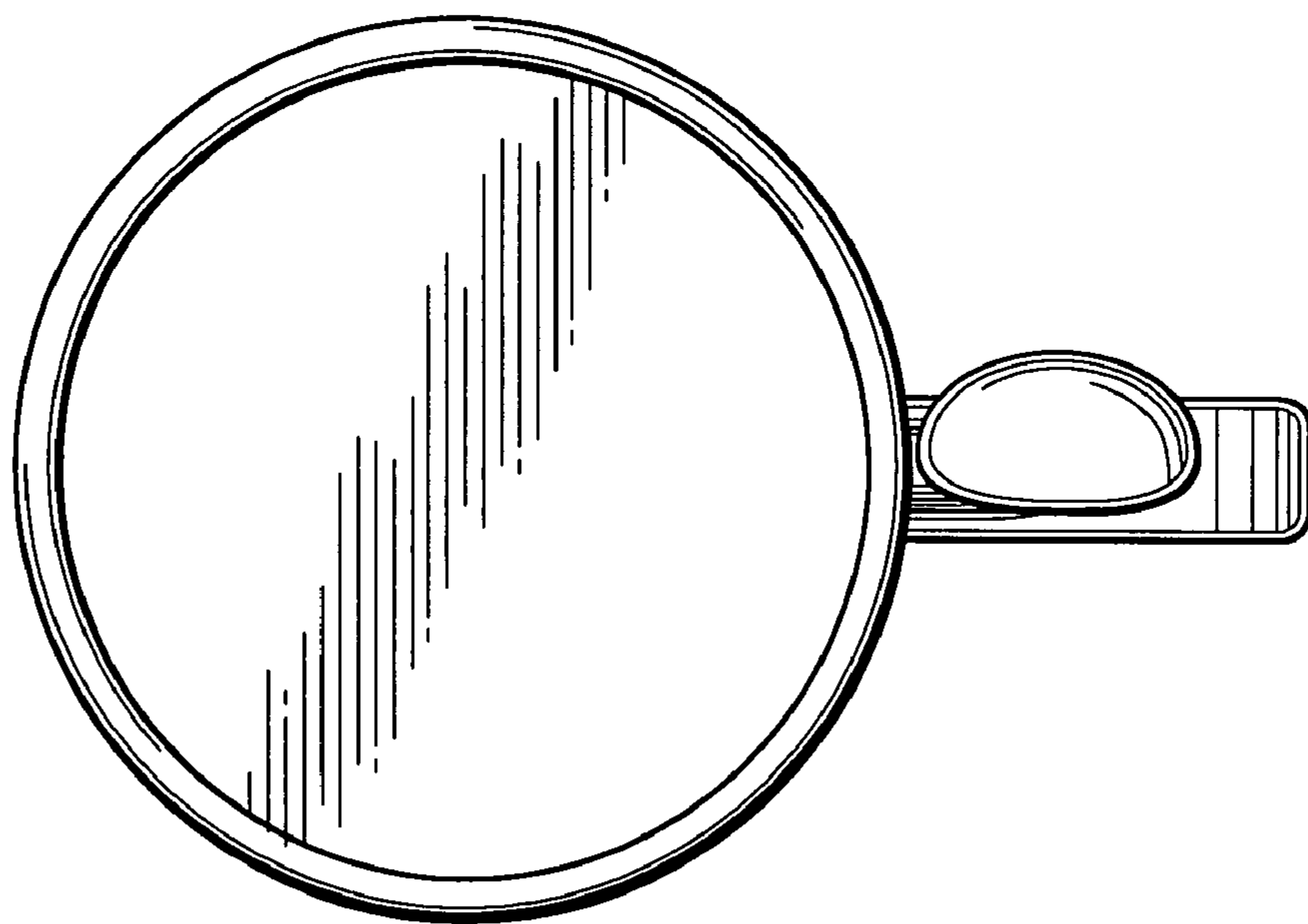


FIG. 4

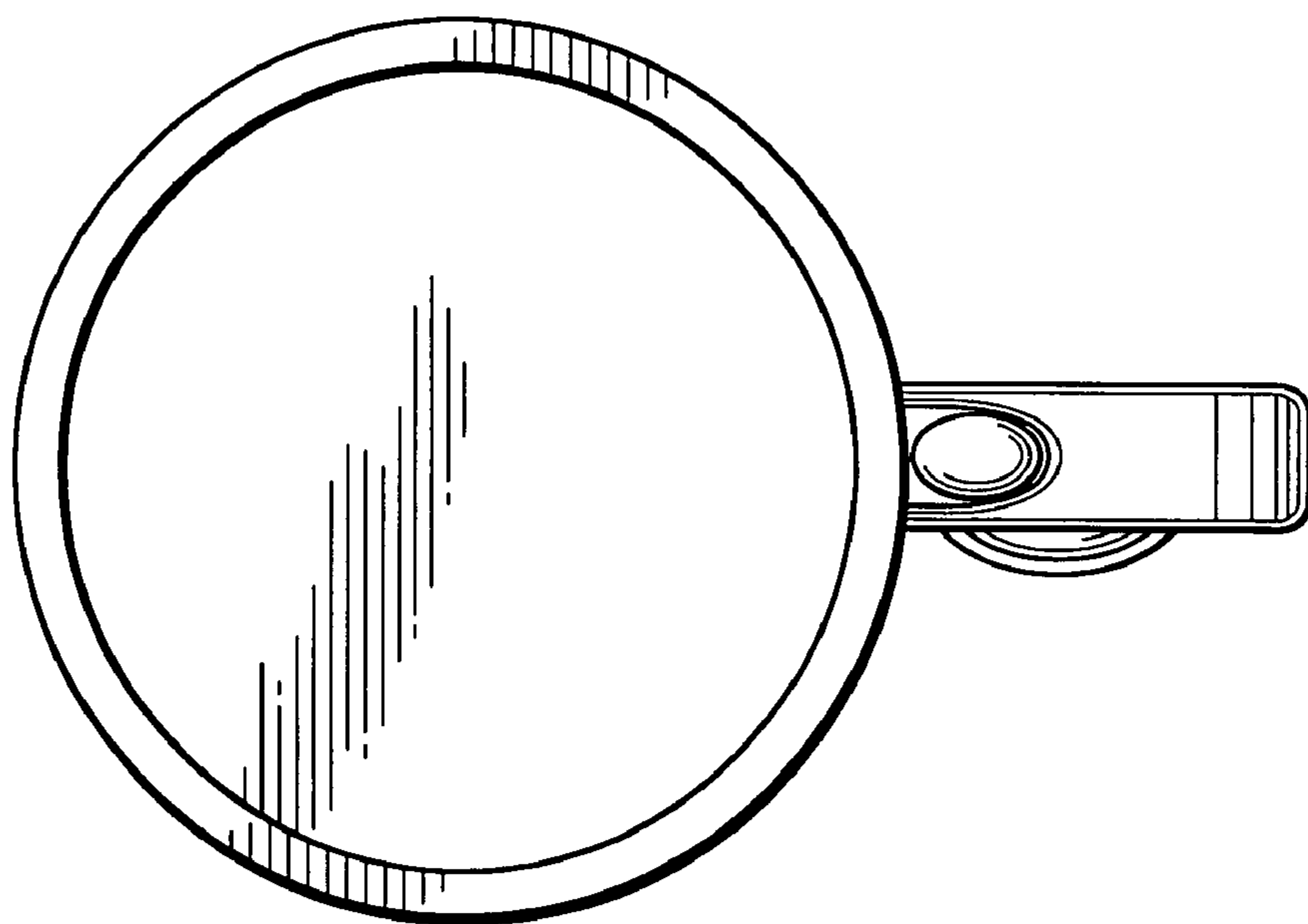


FIG. 6

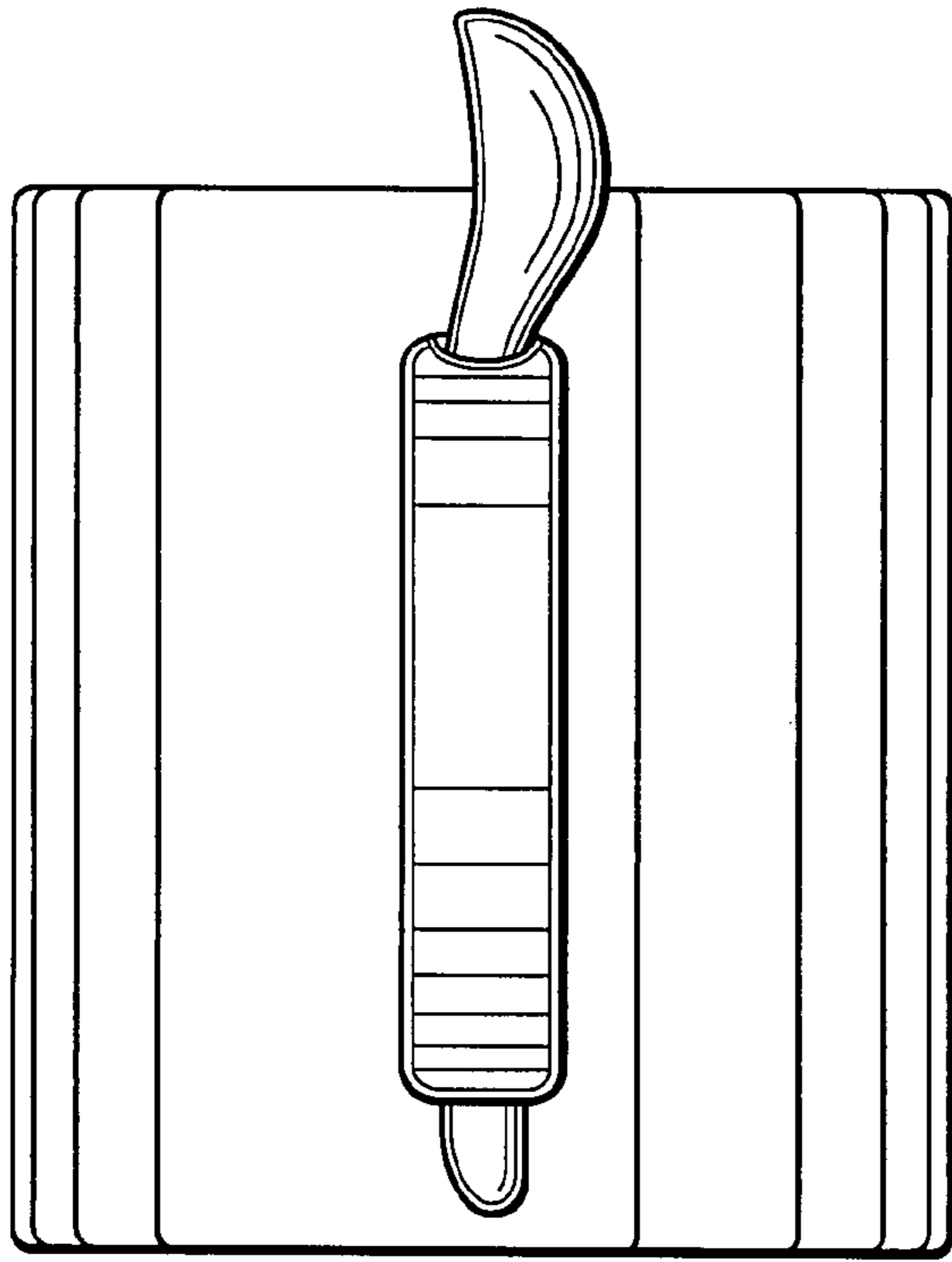


FIG. 5




FIG. 7