

US00D565881S

(12) **United States Design Patent**
Brandon

(10) **Patent No.:** **US D565,881 S**

(45) **Date of Patent:** **** Apr. 8, 2008**

(54) **CABINET**

(75) Inventor: **John Bradford Brandon**, Attica, NY
(US)

(73) Assignee: **Artone Manufacturing Co., Inc.**,
Jamestown, NY (US)

(**) Term: **14 Years**

(21) Appl. No.: **29/284,647**

(22) Filed: **Sep. 12, 2007**

Related U.S. Application Data

(62) Division of application No. 29/260,464, filed on May 25, 2006.

(51) **LOC (8) Cl.** **06-04**

(52) **U.S. Cl.** **D6/559**

(58) **Field of Classification Search** D6/553,
D6/559, 560–561, 329, 396, 432, 448, 444–446;
312/209, 234, 224–225, 242, 245; 206/320,
206/823

See application file for complete search history.

(56) **References Cited**

U.S. PATENT DOCUMENTS

D398,107 S * 9/1998 Ratcliff D6/559
D416,156 S * 11/1999 Mutti D6/559

D436,480 S * 1/2001 Winter et al. D6/559
D442,409 S * 5/2001 Curran D6/559
2003/0083670 A1 5/2003 Harari
2003/0162149 A1 8/2003 Bjorn et al.
2004/0158173 A1 8/2004 Voegele et al.
2004/0254575 A1 12/2004 Obenchain et al.
2005/0216015 A1 9/2005 Kreidler
2007/0010821 A1 1/2007 Wilkinson et al.

* cited by examiner

Primary Examiner—Brian N Vinson

(74) *Attorney, Agent, or Firm*—Coats & Bennett, P.L.L.C.

(57) **CLAIM**

The ornamental design for a cabinet, as shown and described.

DESCRIPTION

FIG. 1 is a perspective view of a cabinet.

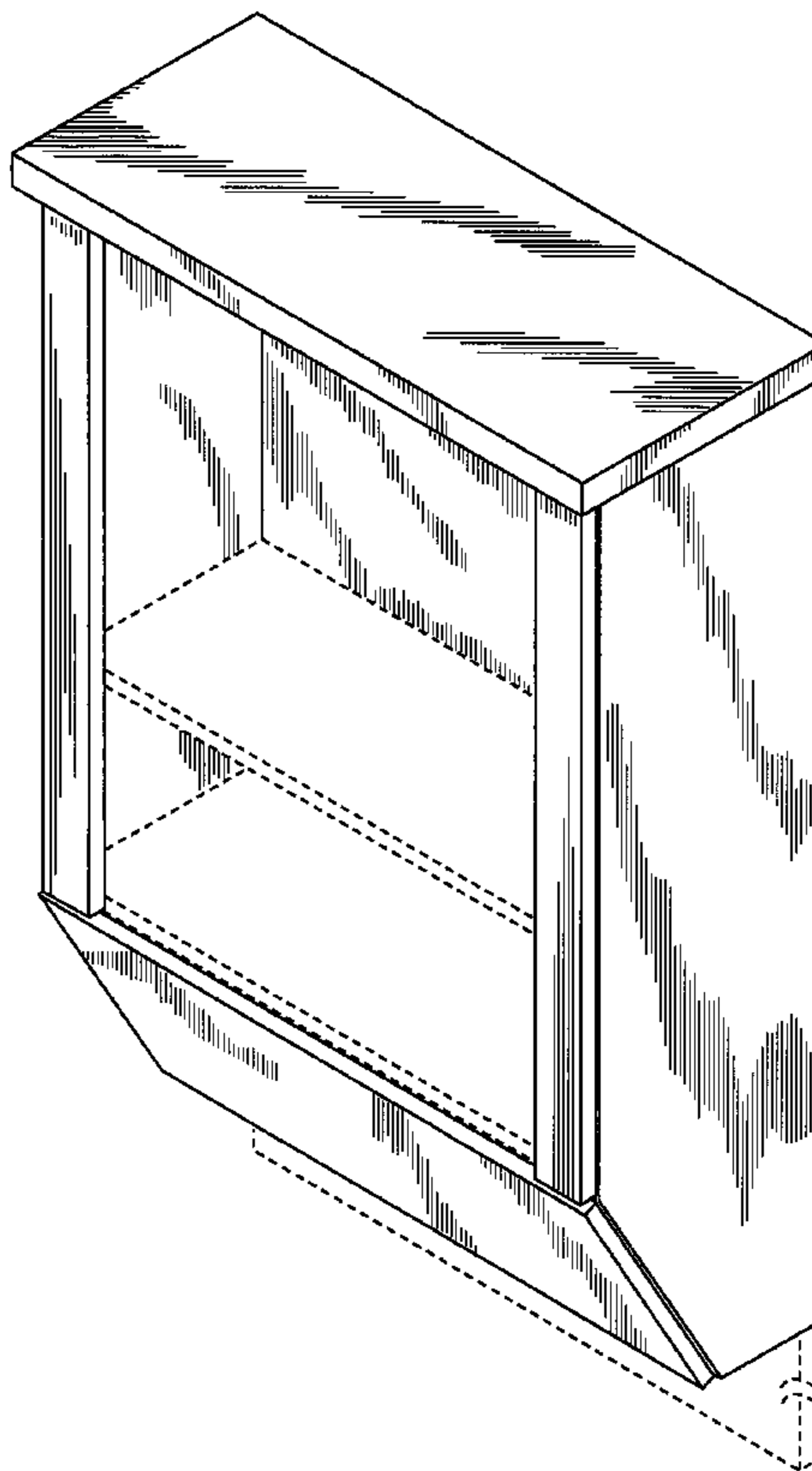
FIG. 2 is a front elevational view of the cabinet; and,

FIG. 3 is a side elevational view of the cabinet with the opposite side being a mirror image of the same.

Portions of the design shown in broken lines form no part of the claimed design.

The top, bottom and back portions of the cabinet form no part of the claimed design.

1 Claim, 3 Drawing Sheets



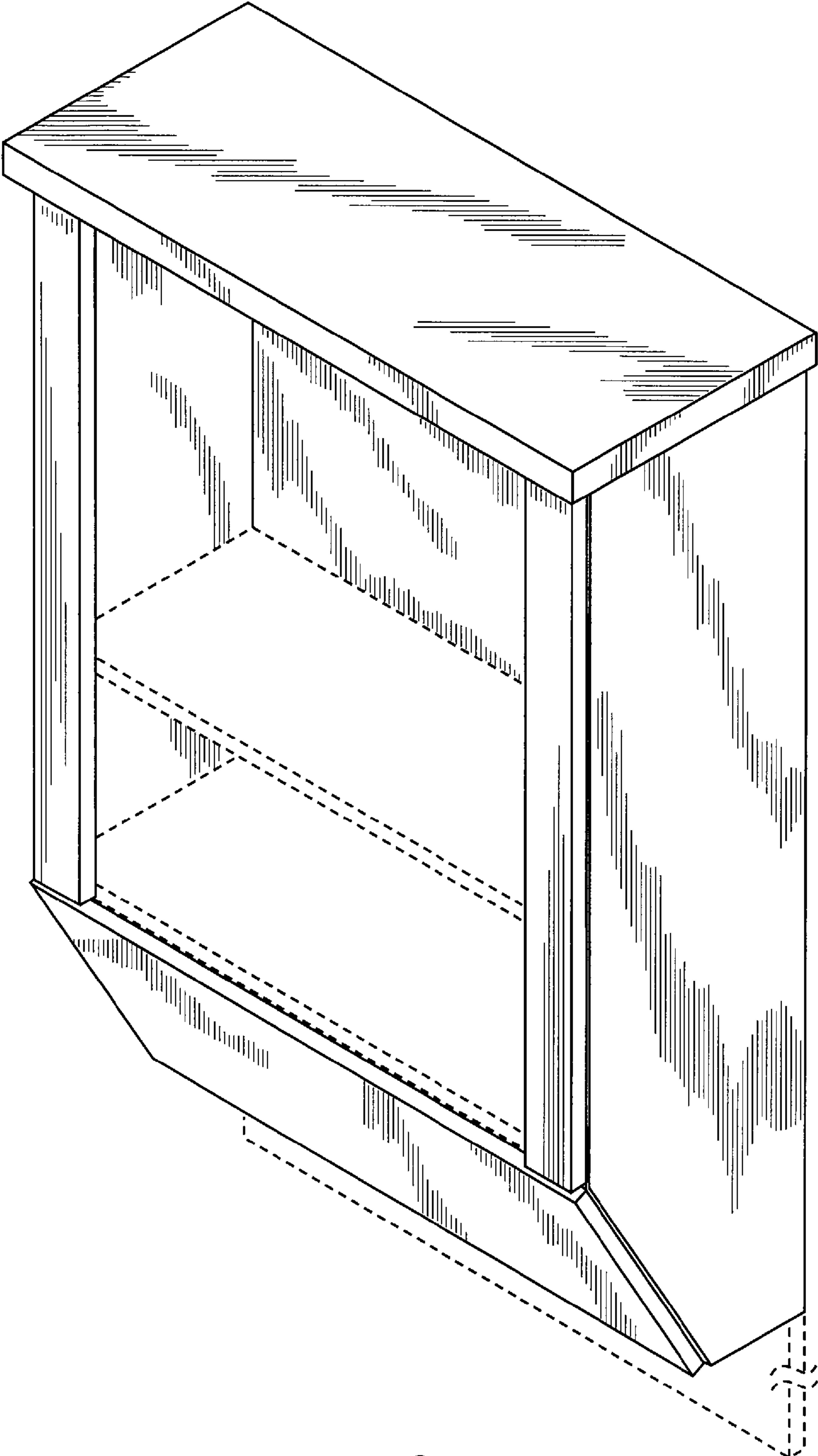


FIG. 1

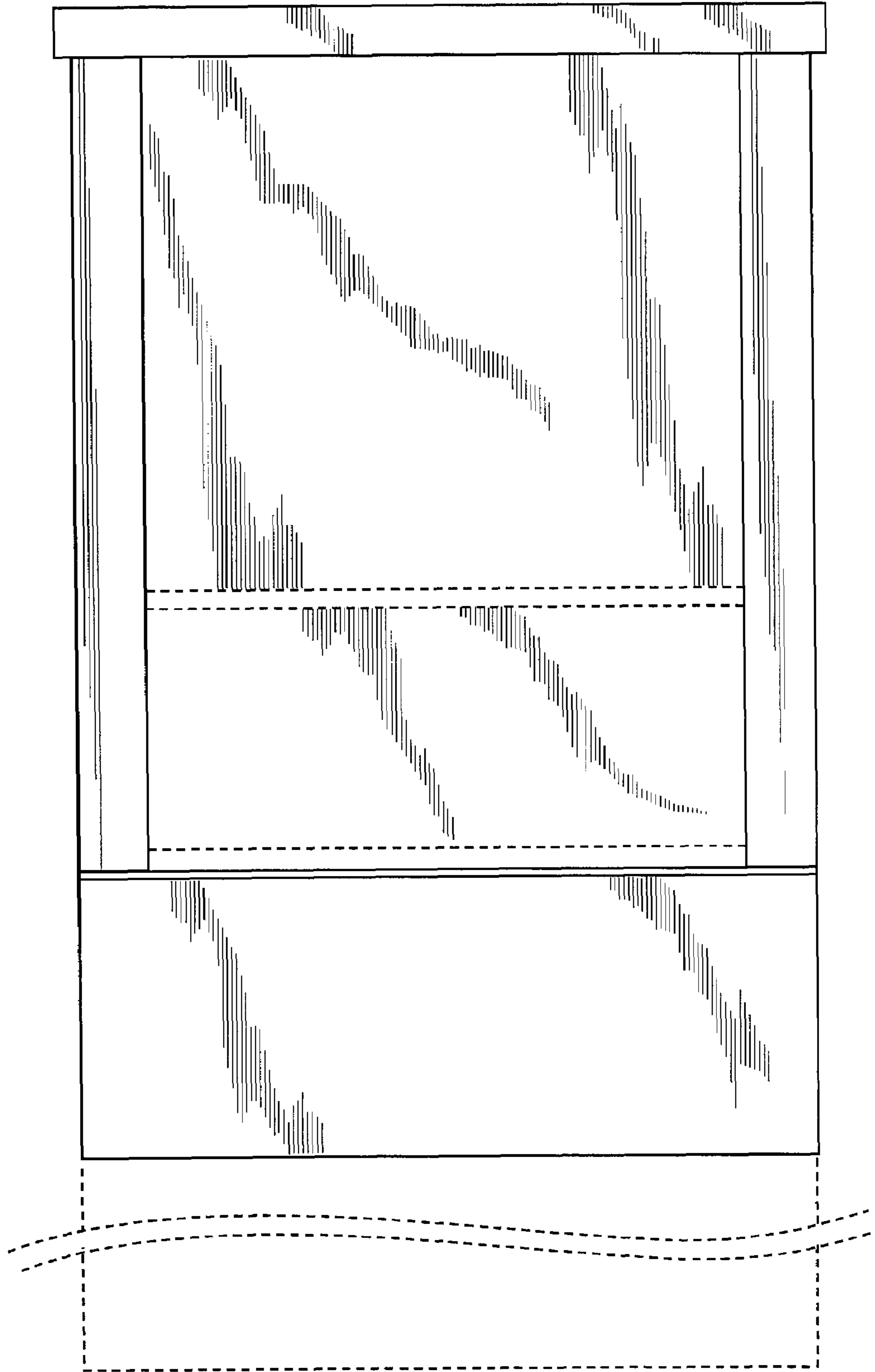


FIG. 2

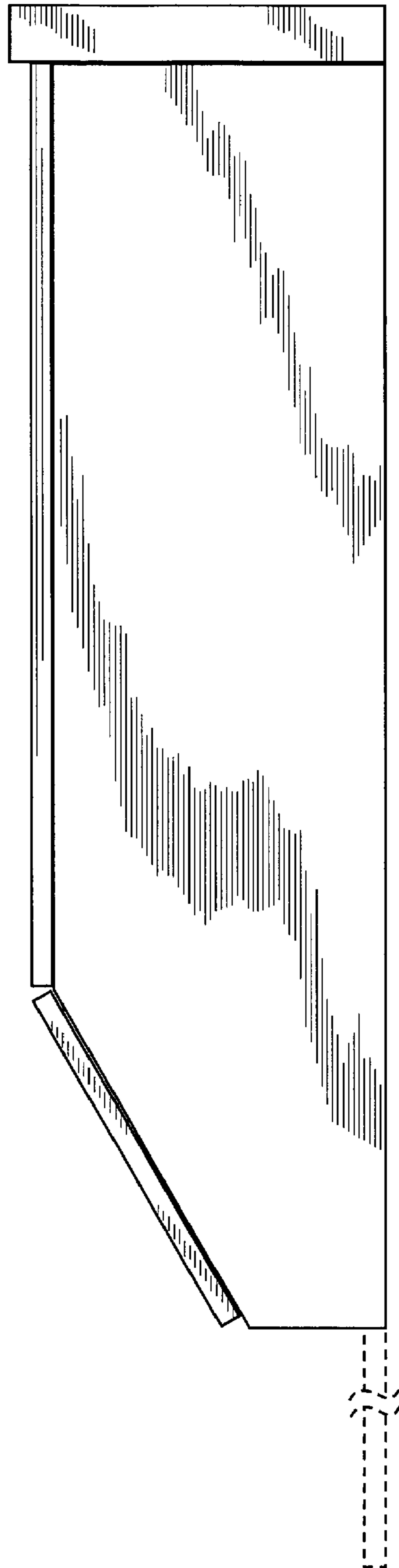


FIG. 3