



US00D565870S

(12) **United States Design Patent**  
**Thompson**

(10) **Patent No.:** **US D565,870 S**

(45) **Date of Patent:** **\*\* Apr. 8, 2008**

(54) **DRESSER COMPONENT**

(75) **Inventor:** **David W. Thompson**, New Albany, OH (US)

(73) **Assignee:** **American Signature, Inc.**, Columbus, OH (US)

(\*\*) **Term:** **14 Years**

(21) **Appl. No.:** **29/284,885**

(22) **Filed:** **Sep. 18, 2007**

(51) **LOC (8) Cl.** ..... **06-06**

(52) **U.S. Cl.** ..... **D6/495**

(58) **Field of Classification Search** ..... D6/363-365, D6/402, 407, 432-441, 444-448, 480, 484, D6/491-495, 509-511, 631-633; 108/150, 108/153.1, 155, 156, 157.1, 161; 248/188, 248/188.1, 188.8, 188.9; 297/445.1, 446.1  
See application file for complete search history.

(56) **References Cited**

**U.S. PATENT DOCUMENTS**

D424,832 S	*	5/2000	Lacroix et al.	.....	D6/445
D445,596 S	*	7/2001	Stout et al.	.....	D6/446
D445,597 S	*	7/2001	Stone et al.	.....	D6/446
D459,111 S	*	6/2002	Tobin, Jr.	.....	D6/446
D465,351 S	*	11/2002	Tobin, Jr.	.....	D6/439
D480,893 S	*	10/2003	Berry et al.	.....	D6/434
D513,372 S	*	1/2006	Rozenboom	.....	D6/446
D515,335 S	*	2/2006	Berry et al.	.....	D6/439
D532,626 S	*	11/2006	McDiarmid et al.	.....	D6/446

D533,731 S	*	12/2006	Boerner et al.	.....	D6/436
D533,733 S	*	12/2006	Boerner et al.	.....	D6/446
D549,490 S	*	8/2007	Brimacombe et al.	.....	D6/480
D555,935 S	*	11/2007	Domack et al.	.....	D6/446

\* cited by examiner

*Primary Examiner*—Mimosa De

*Assistant Examiner*—Ricky Pham

(74) *Attorney, Agent, or Firm*—Wood, Herron & Evans, L.L.P.

(57) **CLAIM**

The ornamental design for a dresser component, as shown and described.

**DESCRIPTION**

FIG. 1 is a perspective view of a dresser component showing my new design.

FIG. 2 is a front elevational view thereof.

FIG. 3 is another front elevational view thereof.

FIG. 4 is a right elevational view thereof.

FIG. 5 is a rear view thereof.

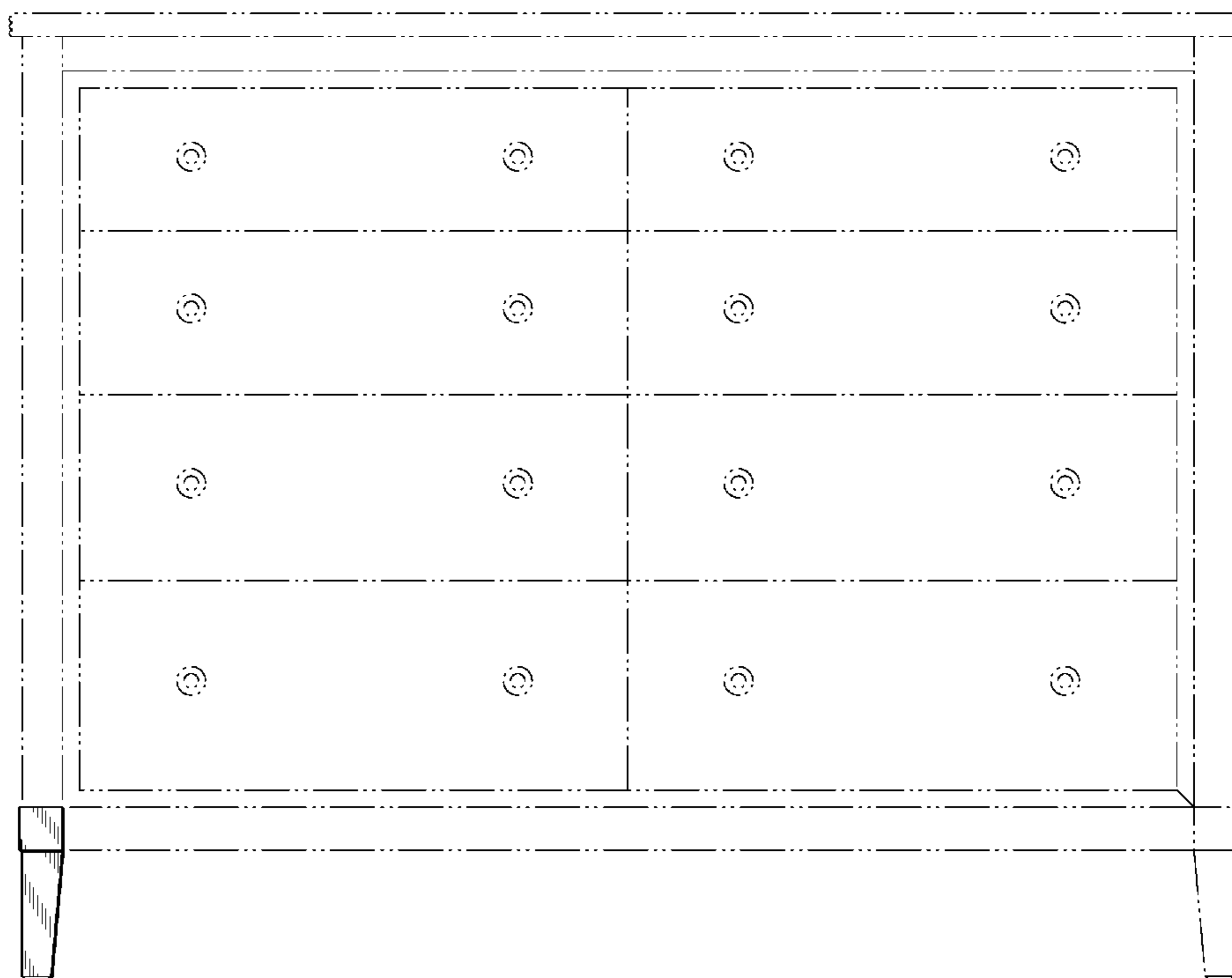
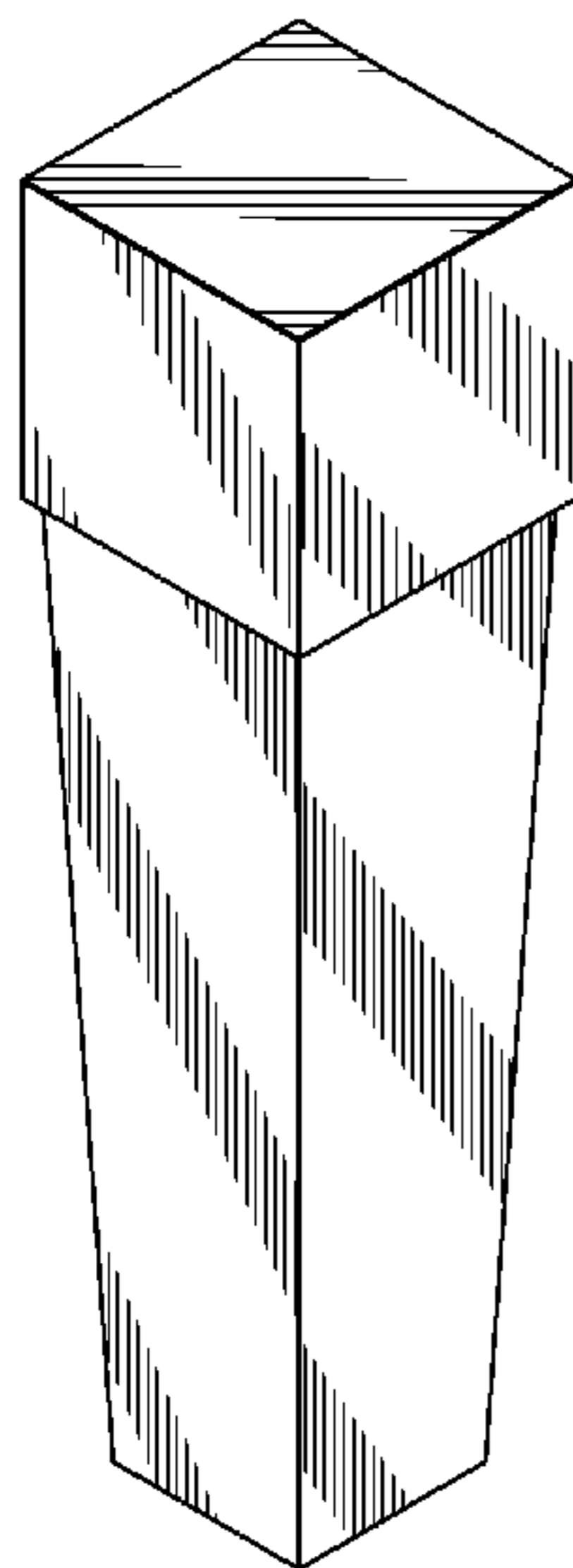
FIG. 6 is a left elevational view thereof.

FIG. 7 is a top view thereof; and,

FIG. 8 is a bottom view thereof.

The broken lines in FIG. 3 are for illustrative purposes only and form no part of the claimed dresser component.

**1 Claim, 2 Drawing Sheets**



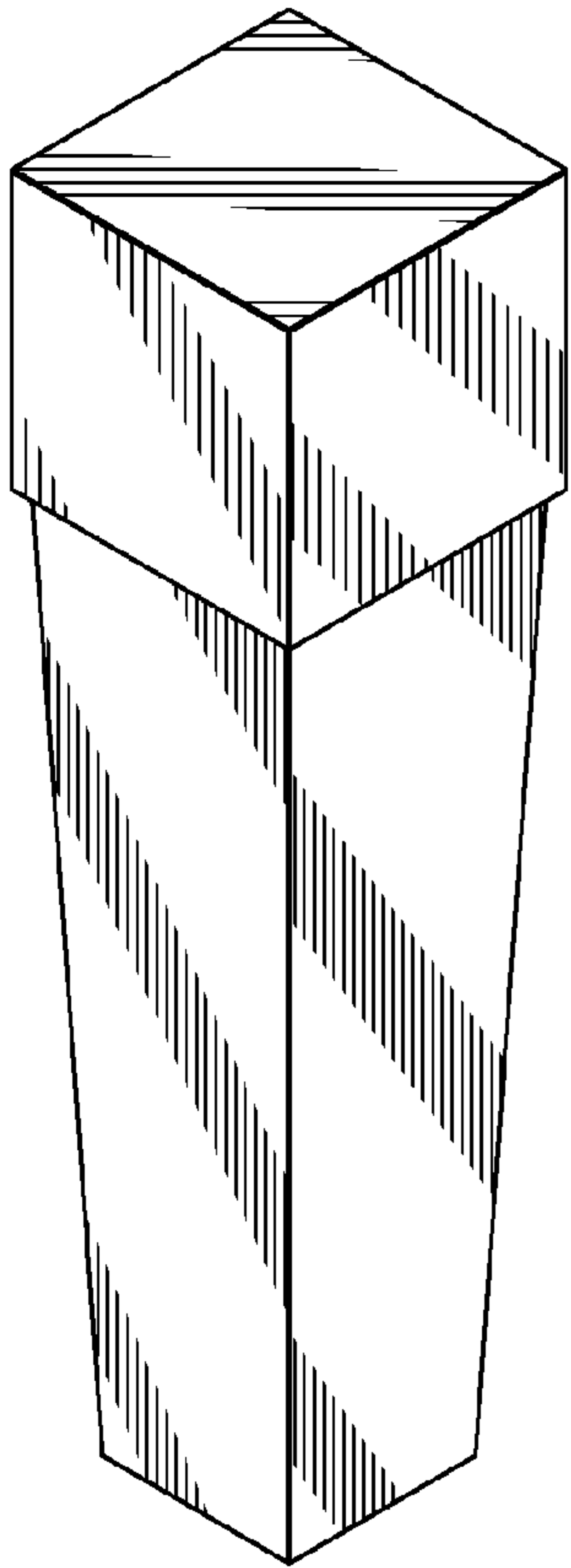


FIG. 1

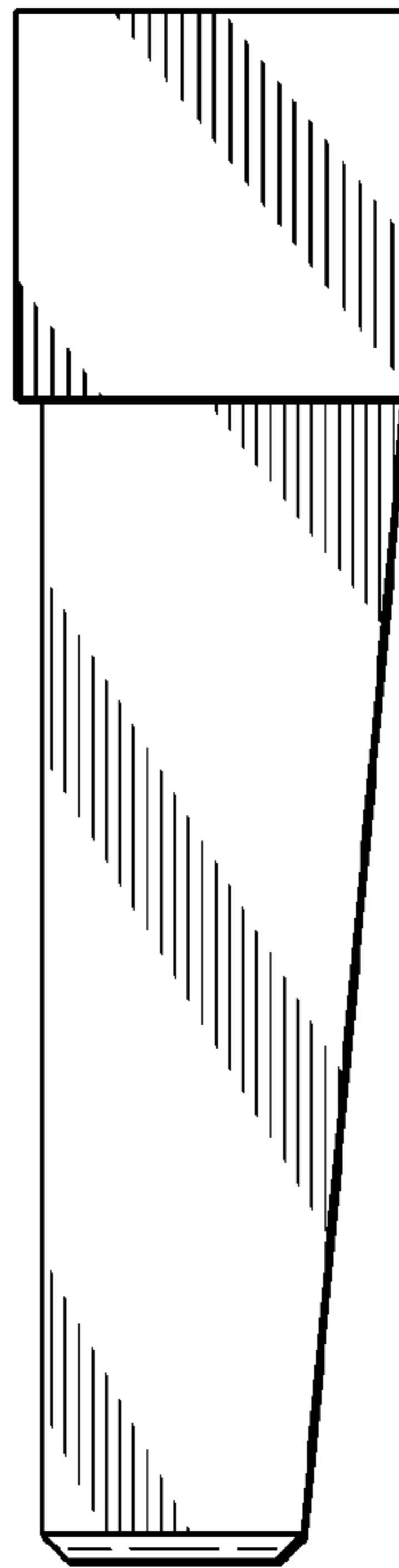


FIG. 2

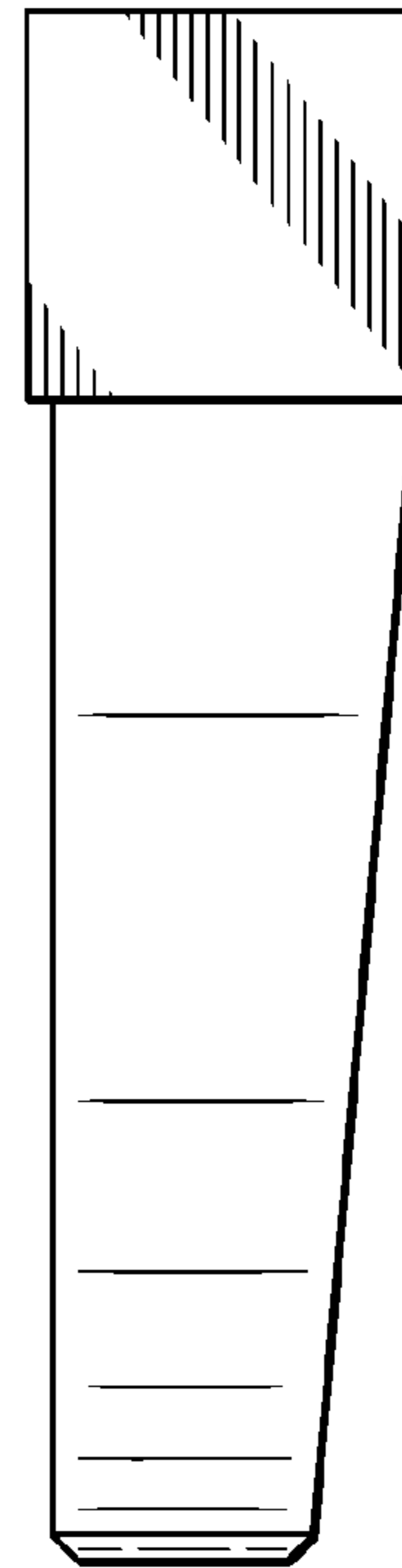


FIG. 4

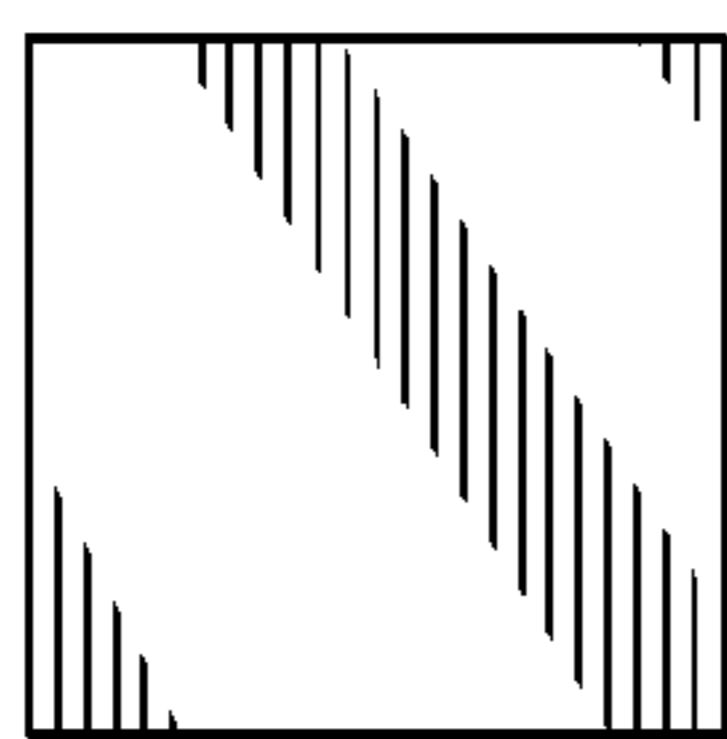


FIG. 7

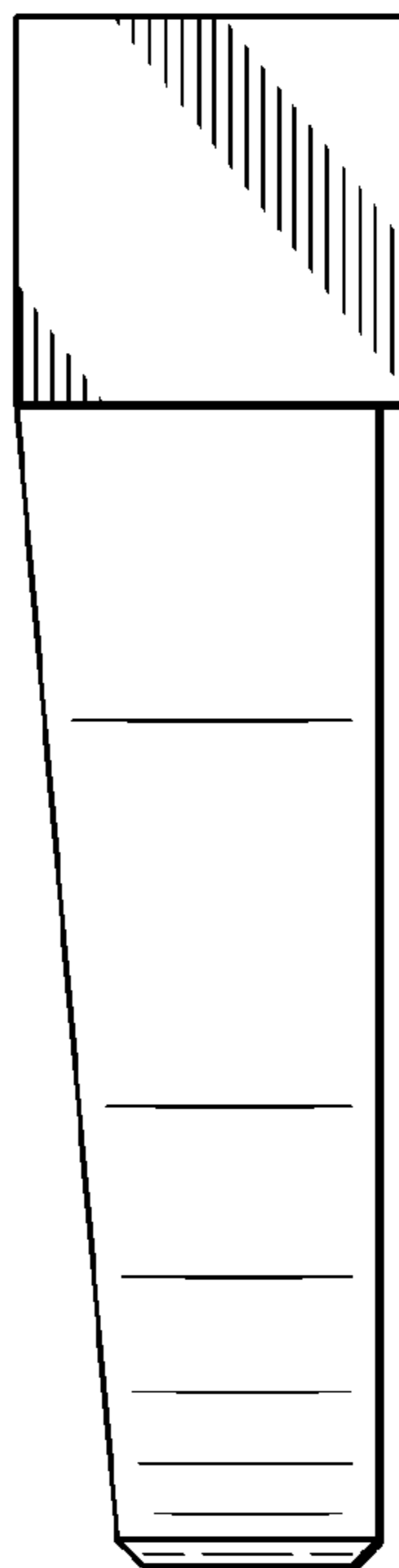


FIG. 5

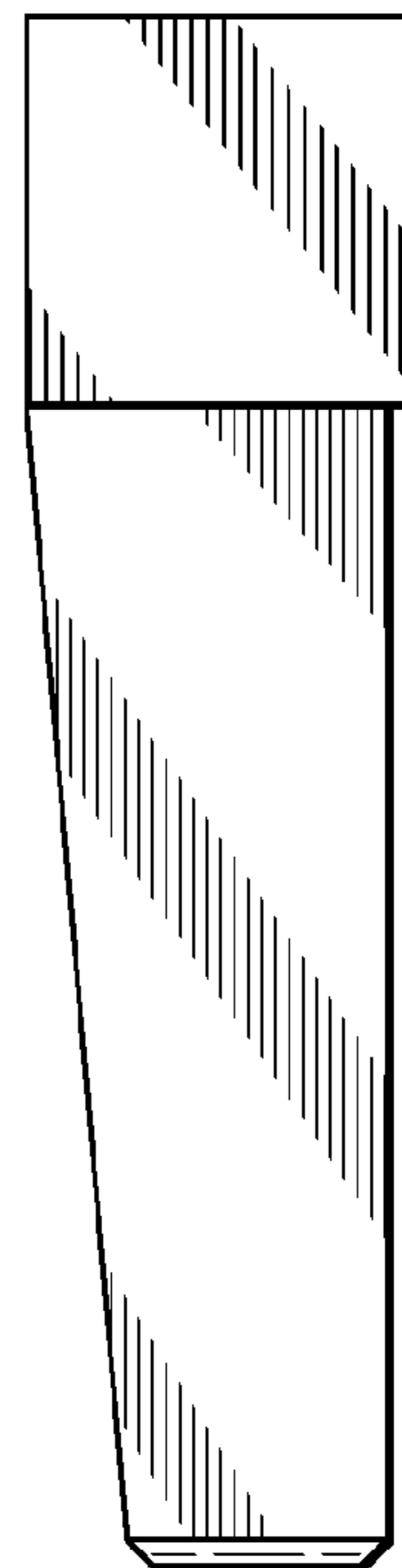


FIG. 6

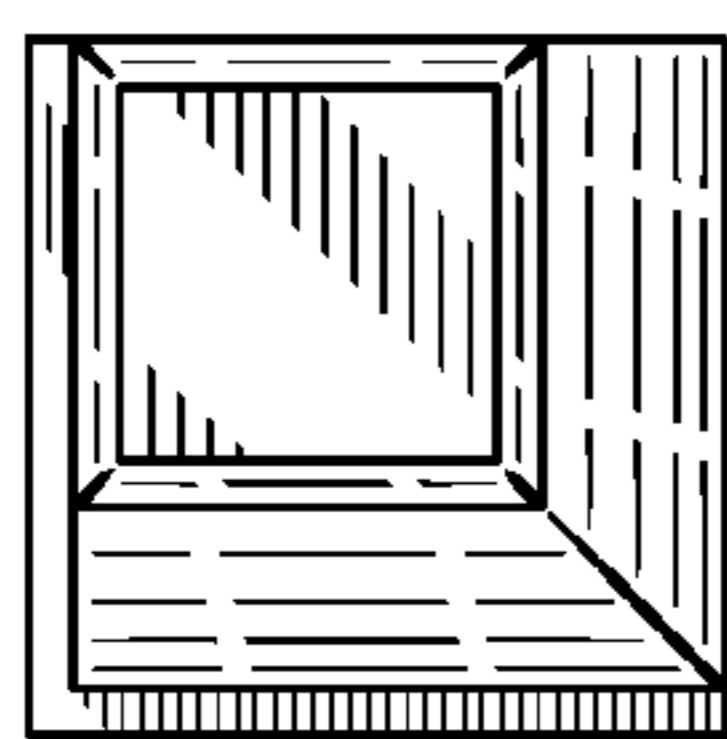


FIG. 8




FIG. 3