



US00D565842S

(12) **United States Design Patent**  
**Falcone**

(10) **Patent No.:** **US D565,842 S**

(45) **Date of Patent:** **\*\* Apr. 8, 2008**

(54) **DISPLAY CONTAINER FOR PROMOTIONAL MATERIAL**

(75) Inventor: **Michael Falcone**, Holmdel, NJ (US)

(73) Assignee: **The Bannon Group**, New York, NY (US)

(\*\*) Term: **14 Years**

(21) Appl. No.: **29/234,254**

(22) Filed: **Jul. 15, 2005**

(51) **LOC (8) Cl.** ..... **03-01**

(52) **U.S. Cl.** ..... **D3/294**

(58) **Field of Classification Search** ..... D19/26-33;  
D3/247, 294, 299, 303, 201; 28/78, 85; 40/530,  
40/536, 537; 206/472, 556, 37, 261; 281/15.1,  
281/29, 19.1, 31, 21.1, 22; 283/63.1, 64  
See application file for complete search history.

(56) **References Cited**

U.S. PATENT DOCUMENTS

2,491,426	A	*	12/1949	Tamoschat	.....	220/326
D262,150	S	*	12/1981	Sussman	.....	D28/83
D276,794	S	*	12/1984	Urion	.....	D9/420
D281,827	S	*	12/1985	Bakic	.....	D28/83
D285,144	S	*	8/1986	Roskvist	.....	D6/632
D288,983	S	*	3/1987	Juhas et al.	.....	D6/634
D301,642	S	*	6/1989	Bakic	.....	D28/83
D311,549	S	*	10/1990	Battisti	.....	D19/26
D316,763	S	*	5/1991	Ferrari	.....	D28/83
D321,415	S	*	11/1991	Chen	.....	D28/80
D326,226	S	*	5/1992	Gerhart	.....	D9/423
D352,601	S	*	11/1994	Dallaire	.....	D3/212

D381,124	S	*	7/1997	Blachut	.....	D28/78
D413,017	S	*	8/1999	Masoud	.....	D3/247
D413,753	S	*	9/1999	Allsop	.....	D6/626
D462,809	S	*	9/2002	LaSpina et al.	.....	D28/78
D465,087	S	*	11/2002	Shapiro	.....	D3/303
D468,199	S	*	1/2003	Lambelet et al.	.....	D9/423
D508,813	S	*	8/2005	Sankey et al.	.....	D6/632

\* cited by examiner

*Primary Examiner*—Elizabeth A. Albert

*Assistant Examiner*—Kelley A. Donnelly

(74) *Attorney, Agent, or Firm*—Daniel Kirshner

(57) **CLAIM**

The ornamental design for a display container for promotional material, as shown and described.

**DESCRIPTION**

FIG. 1 is a perspective view of the inside of a display container for promotional material in its open configuration showing the new design;

FIG. 2 is a side elevational view thereof in its open configuration;

FIG. 3 is a plan view of the top view of FIG. 1 in closed configuration which is identical to the bottom view;

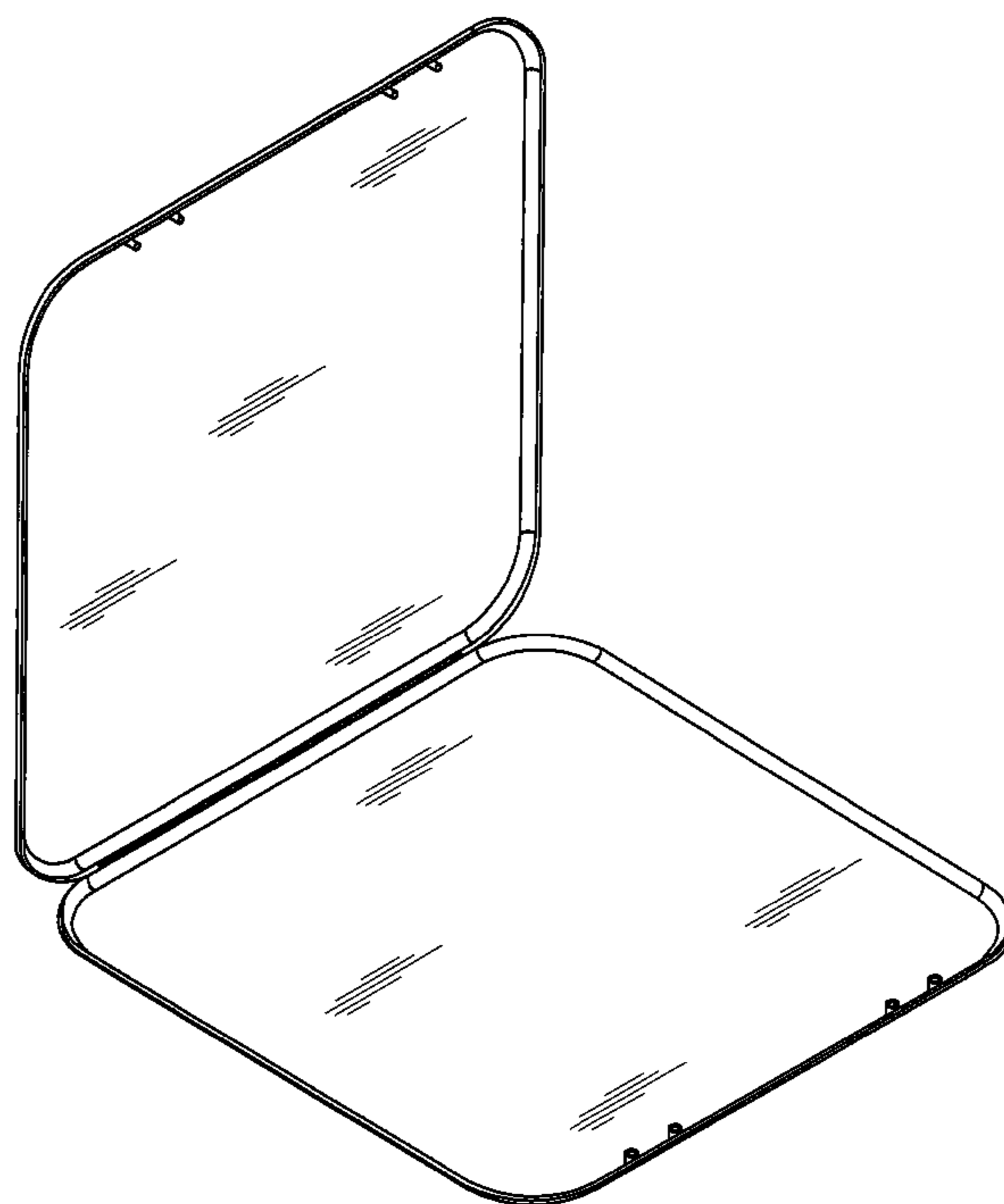
FIG. 4 is a perspective view thereof;

FIG. 5 is a front elevational view thereof;

FIG. 6 is a back elevational view thereof; and,

FIG. 7 is a right side elevational view thereof, which is identical to the left side view.

**1 Claim, 6 Drawing Sheets**



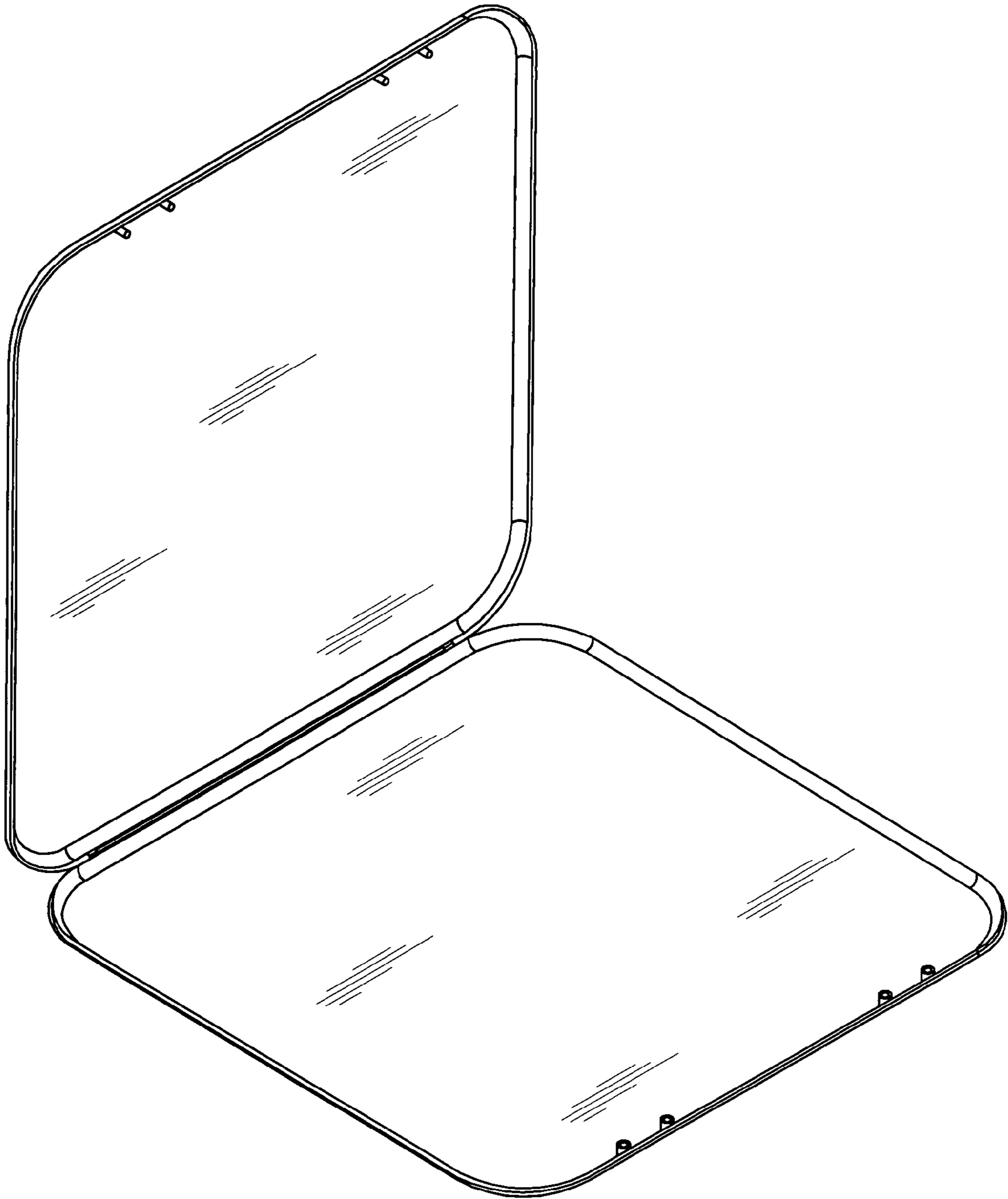




FIG. 1



*FIG. 2*



*FIG. 3*

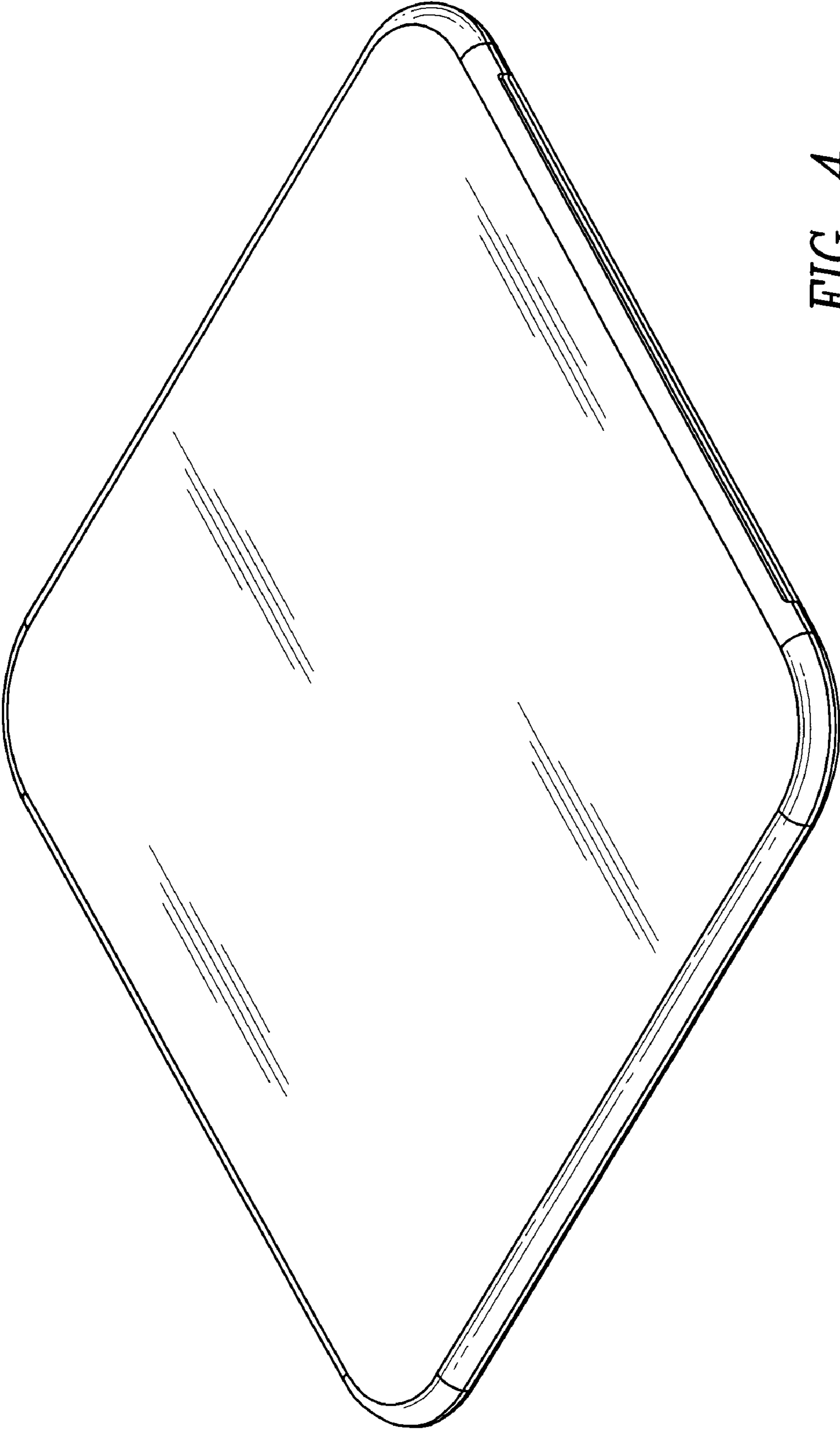
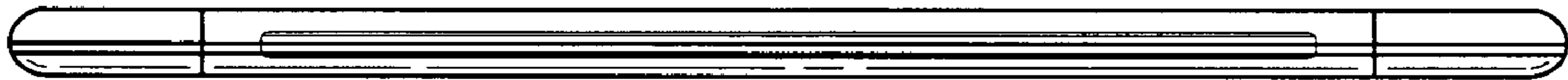




FIG. 4



*FIG. 5*



*FIG. 6*



*FIG. 7*