



US00D565835S

(12) **United States Design Patent** (10) **Patent No.:** **US D565,835 S**
Lin (45) **Date of Patent:** **** Apr. 8, 2008**

(54) **CASING FOR IPOD WITH MAGNIFIER MECHANISM**

Primary Examiner—Catherine R. Oliver
(74) *Attorney, Agent, or Firm*—Rosenberg, Klein & Lee

(76) **Inventor:** **Christina Lin**, 14F-3, No. 137, Sec. 1., Fushing S. Rd., Taipei (TW)

(57) **CLAIM**

(**) **Term:** **14 Years**

The ornamental design for a casing for iPod with magnifier mechanism, as shown and described following.

(21) **Appl. No.:** **29/265,532**

(22) **Filed:** **Sep. 5, 2006**

DESCRIPTION

(51) **LOC (8) Cl.** **03-01**

(52) **U.S. Cl.** **D3/201; D3/218**

(58) **Field of Classification Search** D3/201, D3/218, 215, 226, 269, 272–273; 206/305, 206/320; 455/90, 92, 42; 379/455; 224/901, 224/904, 682–683; D14/496, 156, 138
See application file for complete search history.

The file of this Patent contains at least one Drawing Figure executed in color. Copies of the Patent with color Drawings will be provided by the Patent and Trademark Office upon request and payment of the necessary fee.

FIG. 1 is a perspective view of a casing for iPod with magnifier mechanism showing the new design;

FIG. 2 is a front elevational view thereof;

FIG. 3 is a rear elevational view thereof;

FIG. 4 is a left side elevational view thereof;

FIG. 5 is a right side elevational view thereof;

FIG. 6 is a top plan view thereof;

FIG. 7 is a bottom plan view thereof; and,

FIG. 8 is a perspective view with the article shown in use.


(56) **References Cited**

U.S. PATENT DOCUMENTS

D539,530 S *	4/2007	Sanderson et al.	D3/218
D540,539 S *	4/2007	Gutierrez	D3/269
D542,524 S *	5/2007	Richardson et al.	D3/218
D547,056 S *	7/2007	Griffin et al.	D3/218
D547,057 S *	7/2007	Griffin et al.	D3/218
2007/0021068 A1 *	1/2007	Dewhurst	455/42
2007/0184781 A1 *	8/2007	Huskinson	455/42

* cited by examiner

1 Claim, 8 Drawing Sheets
(8 of 8 Drawing Sheet(s) Filed in Color)






FIG.1




FIG.2




FIG.3




FIG.4




FIG.5




FIG.6




FIG.7




FIG.8