



US00D565826S

(12) **United States Design Patent**  
**Zaragoza**

(10) **Patent No.:** **US D565,826 S**

(45) **Date of Patent:** **\*\* Apr. 8, 2008**

(54) **SNACK FOOD PRODUCT**

(57) **CLAIM**

(75) **Inventor:** **Cecilio Antonio Gomez Zaragoza,**  
Monterrey (MX)

The ornamental design for a snack food product, as shown and described.

(73) **Assignee:** **Corporativo Internacional Mexicano,**  
**S. De R.L. De C.V.,** Mexico City (MX)

(\*\*) **Term:** **14 Years**

(21) **Appl. No.:** **29/278,129**

(22) **Filed:** **Mar. 20, 2007**

(51) **LOC (8) Cl.** ..... **01-01**

(52) **U.S. Cl.** ..... **D1/120**

(58) **Field of Classification Search** ..... D1/120,  
D1/126-9; 426/94, 438-40, 449-50, 499,  
426/512, 516, 549-550, 618-21, 808

See application file for complete search history.

(56) **References Cited**

**U.S. PATENT DOCUMENTS**

D96,223	S *	7/1935	Brennan	.....	D1/120
2,072,793	A *	3/1937	Brennan	.....	D1/129
D125,110	S *	2/1941	Manischewitz	.....	D1/128
D223,326	S *	4/1972	Duvall	.....	D1/120
D287,019	S *	12/1986	Anderson et al.	.....	D15/138
D315,435	S *	3/1991	Kirkpatrick et al.	.....	D1/128
D345,043	S *	3/1994	Dayley et al.	.....	D1/120
D440,377	S *	4/2001	Keller et al.	.....	D1/120
D500,576	S *	1/2005	Kraus	.....	D1/199
6,902,754	B1 *	6/2005	Evans et al.	.....	426/503
D532,581	S *	11/2006	Damron et al.	.....	D1/106

\* cited by examiner

*Primary Examiner*—Robin V. Webster

*Assistant Examiner*—Karen E Kearney

(74) *Attorney, Agent, or Firm*—Colin P. Cahoon; Carstens & Cahoon, LLP

**DESCRIPTION**

FIG. 1 is a top perspective view of the first embodiment of the snack food product of the present invention;

FIG. 2 is a top plan view of the first embodiment of the snack food product of the present invention;

FIG. 3 is a front elevation view of the first embodiment of the snack food product of the present invention;

FIG. 4 is a left side elevation view of the first embodiment of the snack food product of the present invention;

FIG. 5 is a right side elevation view of the first embodiment of the snack food product of the present invention;

FIG. 6 is a rear elevation view of the first embodiment of the snack food product of the present invention;

FIG. 7 is a bottom plan view of the first embodiment of the snack food product of the present invention;

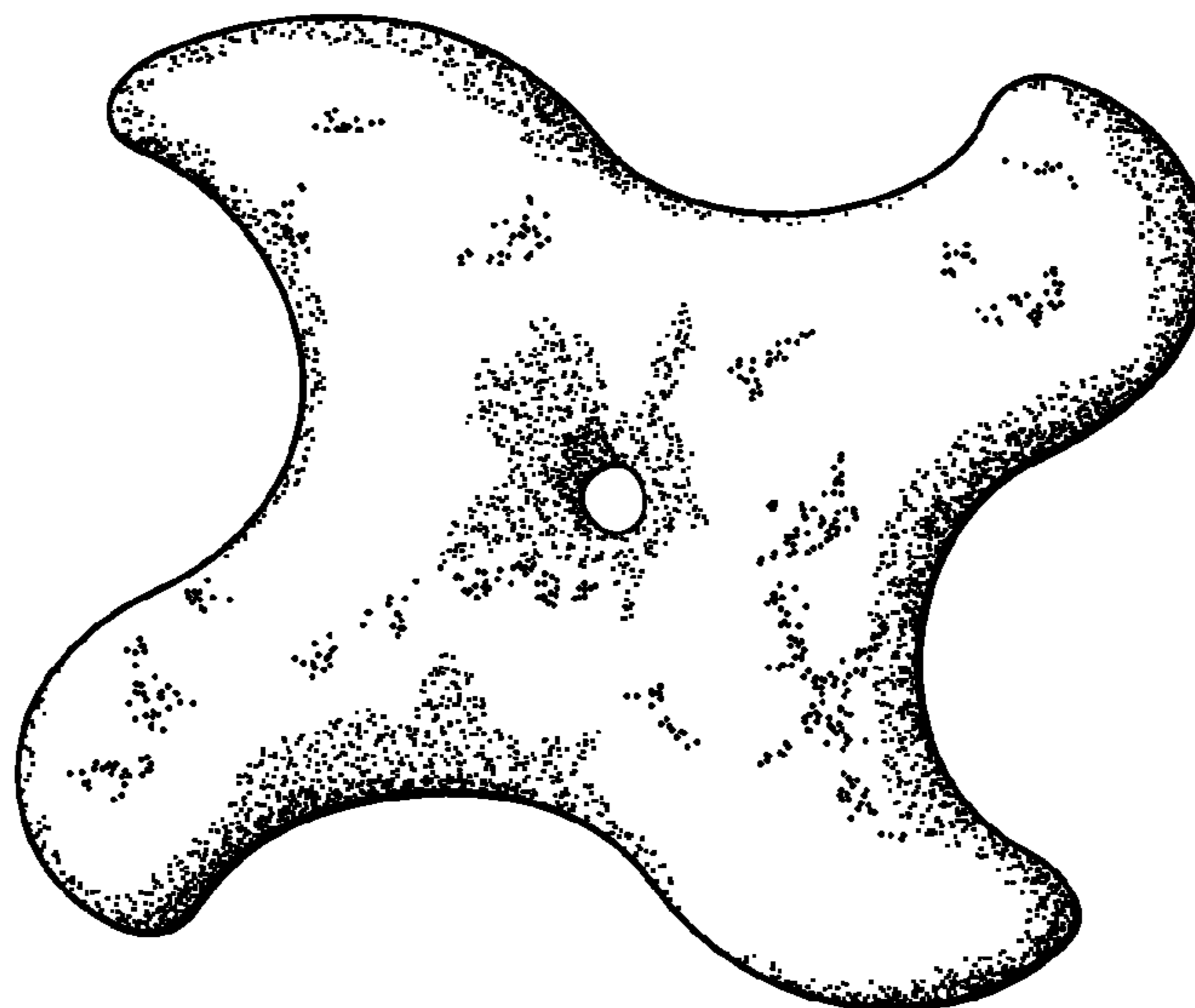
FIG. 8 is a top perspective view of the second embodiment of the snack food product of the present invention;

FIG. 9 is a top plan view of the second embodiment of the snack food product of the present invention;

FIG. 10 is a front elevation view of the second embodiment of the snack food product of the present invention, the right side, left side, and rear elevation views being identical thereof; and,

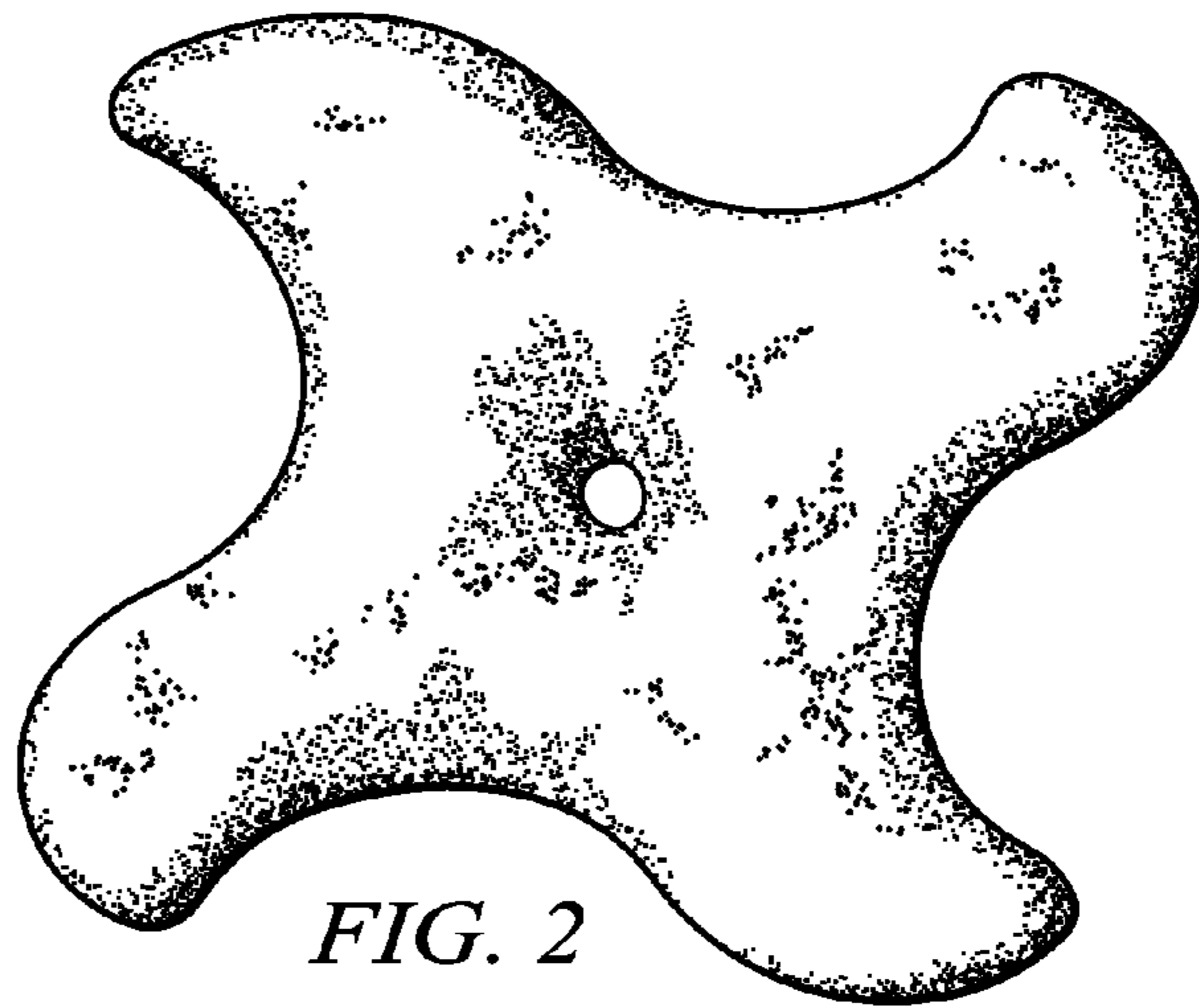
FIG. 11 is a bottom plan view of the second embodiment of the snack food product of the present invention.

**1 Claim, 3 Drawing Sheets**





*FIG. 1*



*FIG. 2*



*FIG. 3*



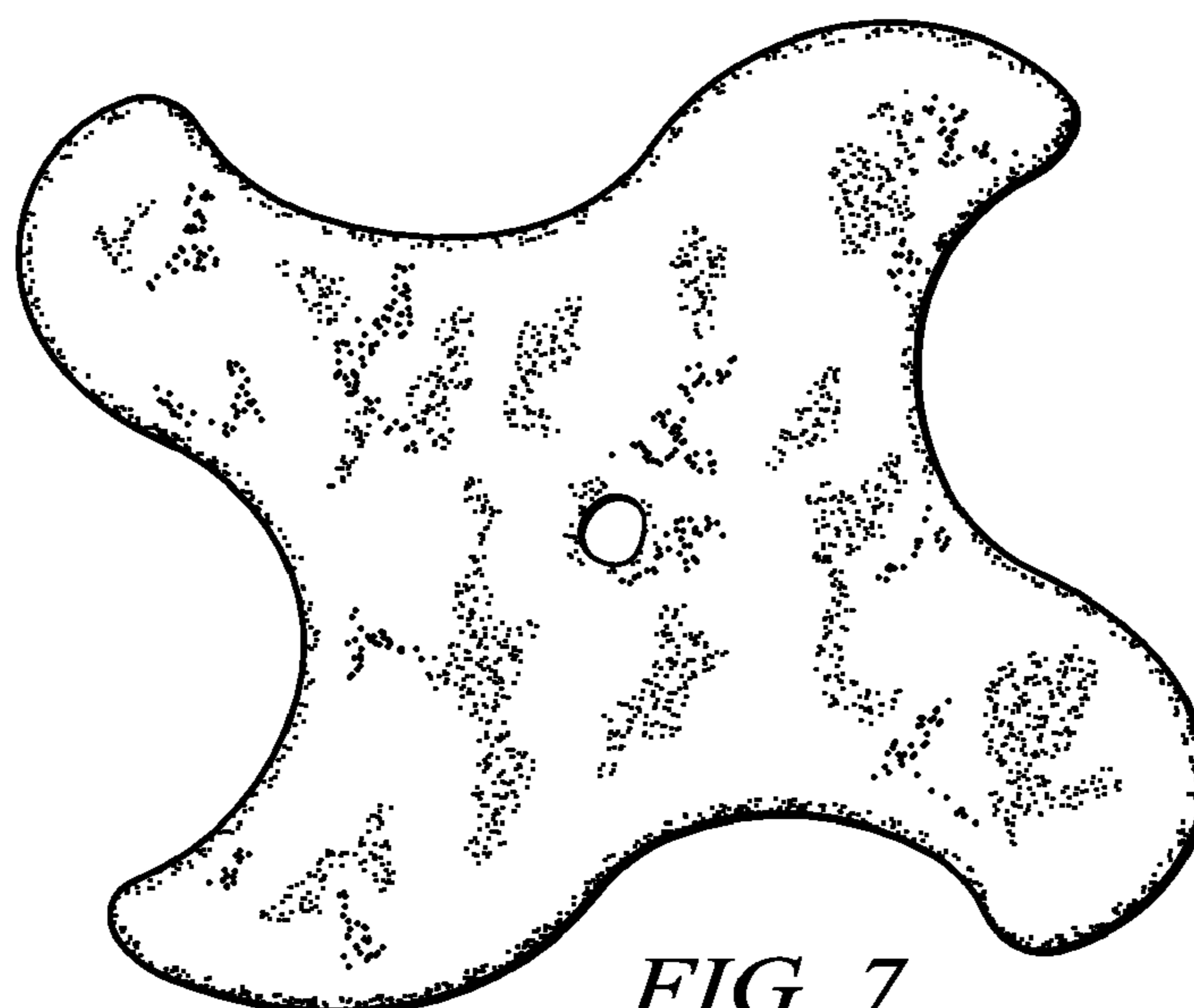
*FIG. 4*



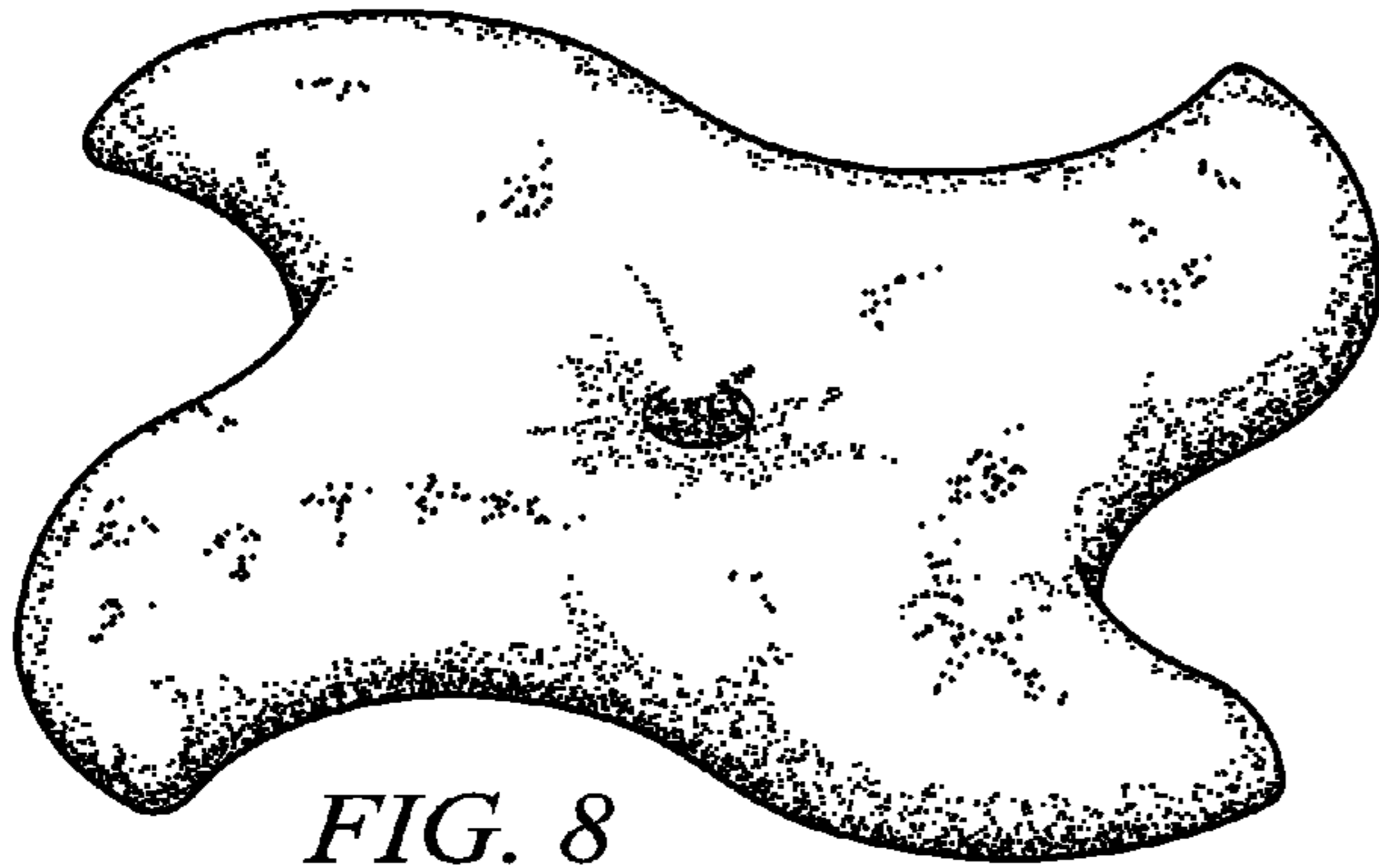
*FIG. 5*



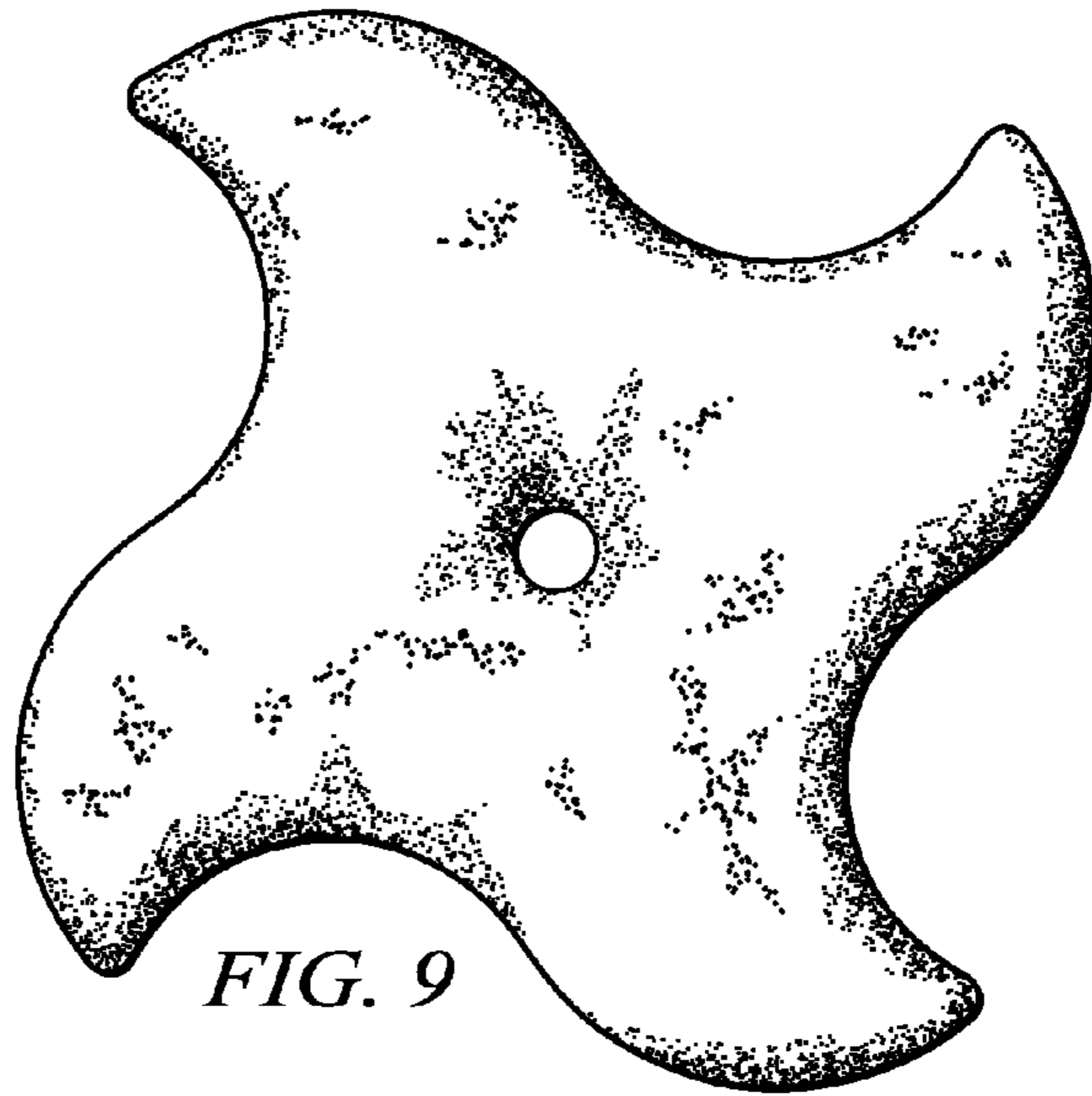
*FIG. 6*



*FIG. 7*



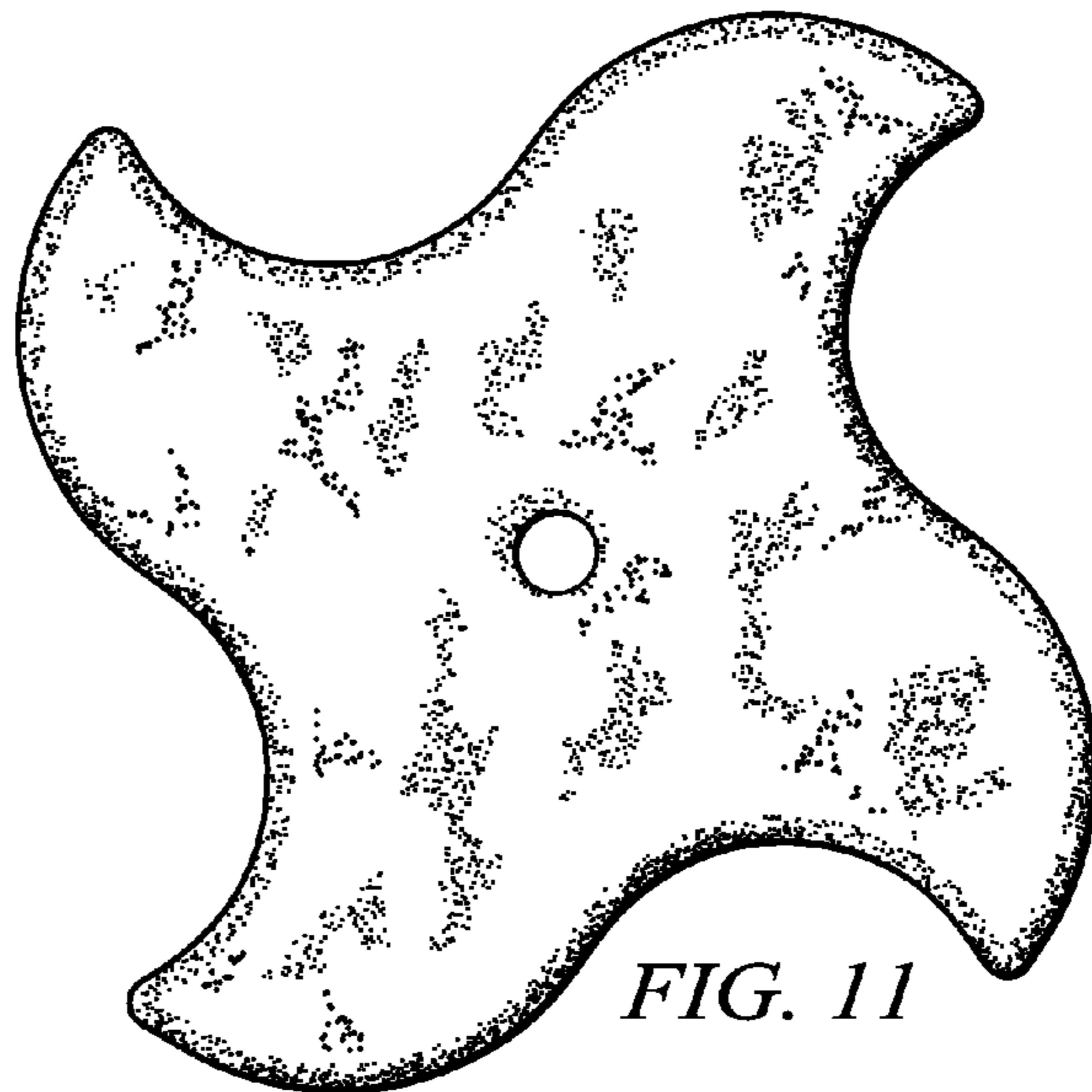
*FIG. 8*



*FIG. 9*



*FIG. 10*



*FIG. 11*