

US00D565818S

(12) **United States Design Patent** (10) **Patent No.:** **US D565,818 S**
Fester et al. (45) **Date of Patent:** **** Apr. 1, 2008**

(54) **FILTER** 2007/0209147 A1* 9/2007 Krebs et al. 15/347

(75) Inventors: **Joseph A. Fester**, Ada, MI (US);
Timothy A. Field, Holland, MI (US)

(73) Assignee: **Bissell Homecare, Inc.**, Grand Rapids,
MI (US)

(**) Term: **14 Years**

(21) Appl. No.: **29/248,982**

(22) Filed: **Sep. 14, 2006**

(51) **LOC (8) Cl.** **15-05**

(52) **U.S. Cl.** **D32/31**

(58) **Field of Classification Search** D32/30,
D32/31, 15-18, 21-22, 25; D23/209, 365;
15/320-321, 344, 347, 350, 352-353

See application file for complete search history.

(56) **References Cited**

U.S. PATENT DOCUMENTS

5,509,950	A *	4/1996	van de Graaf et al.	55/486
D383,881	S	9/1997	Gudmundsson	
5,776,218	A *	7/1998	Enns	55/495
D406,421	S	3/1999	Bobrosky et al.	
6,740,136	B2 *	5/2004	Duffy	55/497
6,875,255	B2 *	4/2005	Alford et al.	95/273
D522,194	S *	5/2006	Mason	D32/30
D529,672	S *	10/2006	Downey	D32/31
D544,949	S *	6/2007	Winters et al.	D23/365

OTHER PUBLICATIONS

<http://www.heparest.net/F101Optim.jpg> Oct. 16, 2007.*

<http://www.allergybegone.com/bissell-3282.html?gclid=C11639x011> Oct. 16, 2007.*

Bissell Homecare, Inc., CLEARVIEW Vacuum Cleaner Filter Assembly (photograph) on sale in the United States prior to Sep. 14, 2005.

* cited by examiner

Primary Examiner—Stella M. Reid

Assistant Examiner—Kathleen Sims

(74) *Attorney, Agent, or Firm*—McGarry Bair PC

(57) **CLAIM**

The ornamental design for a filter, as shown and described.

DESCRIPTION

FIG. 1 is a front perspective view of a filter showing our new design;

FIG. 2 is a front view thereof;

FIG. 3 is a rear view thereof;

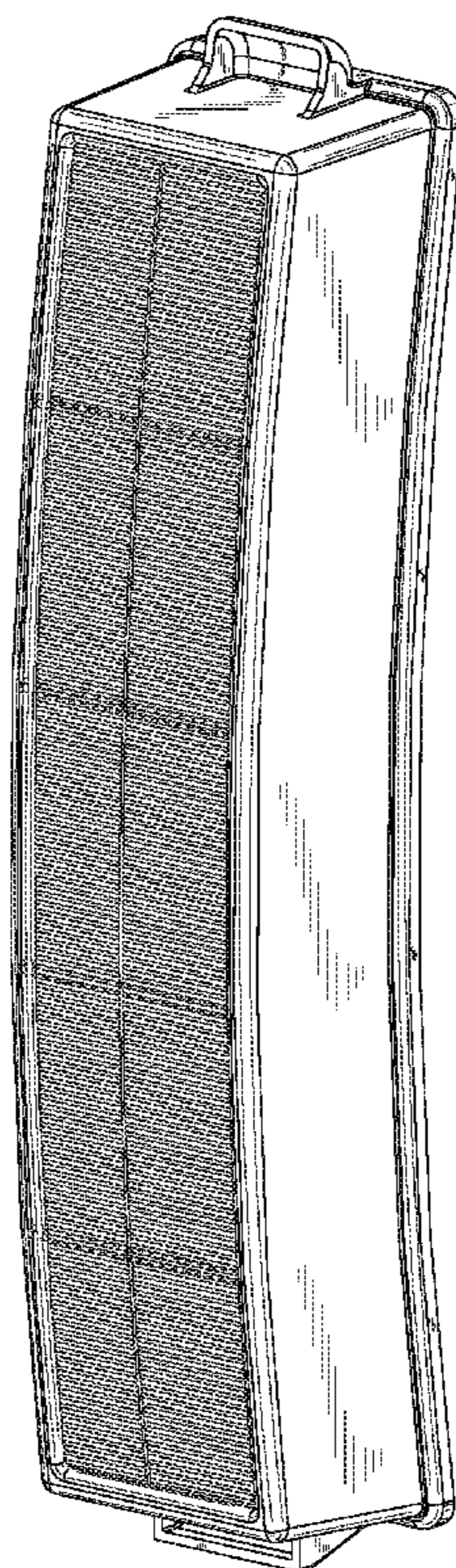
FIG. 4 is a left side view, the right side view being a mirror image thereof;

FIG. 5 is a top view thereof; and,

FIG. 6 is a bottom view thereof.

The material in dotted lines forms no part of our invention.

1 Claim, 4 Drawing Sheets



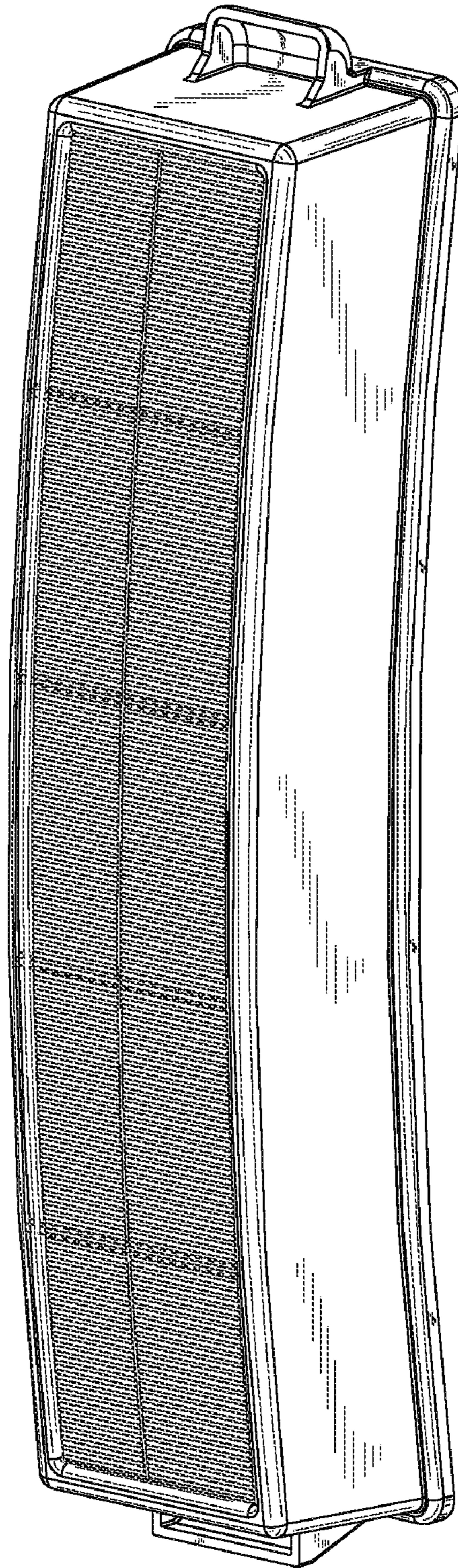


Fig. 1




Fig. 2




Fig. 3

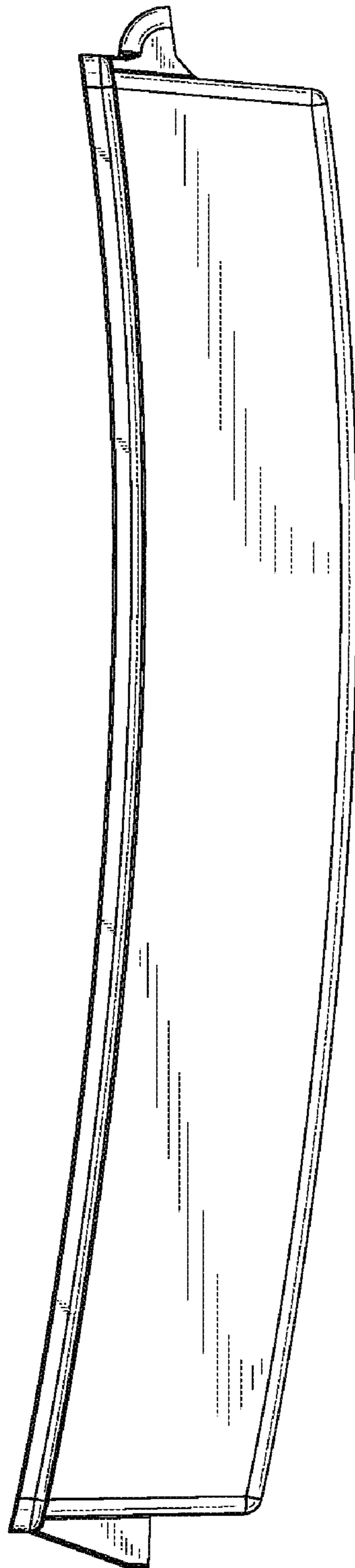


Fig. 4

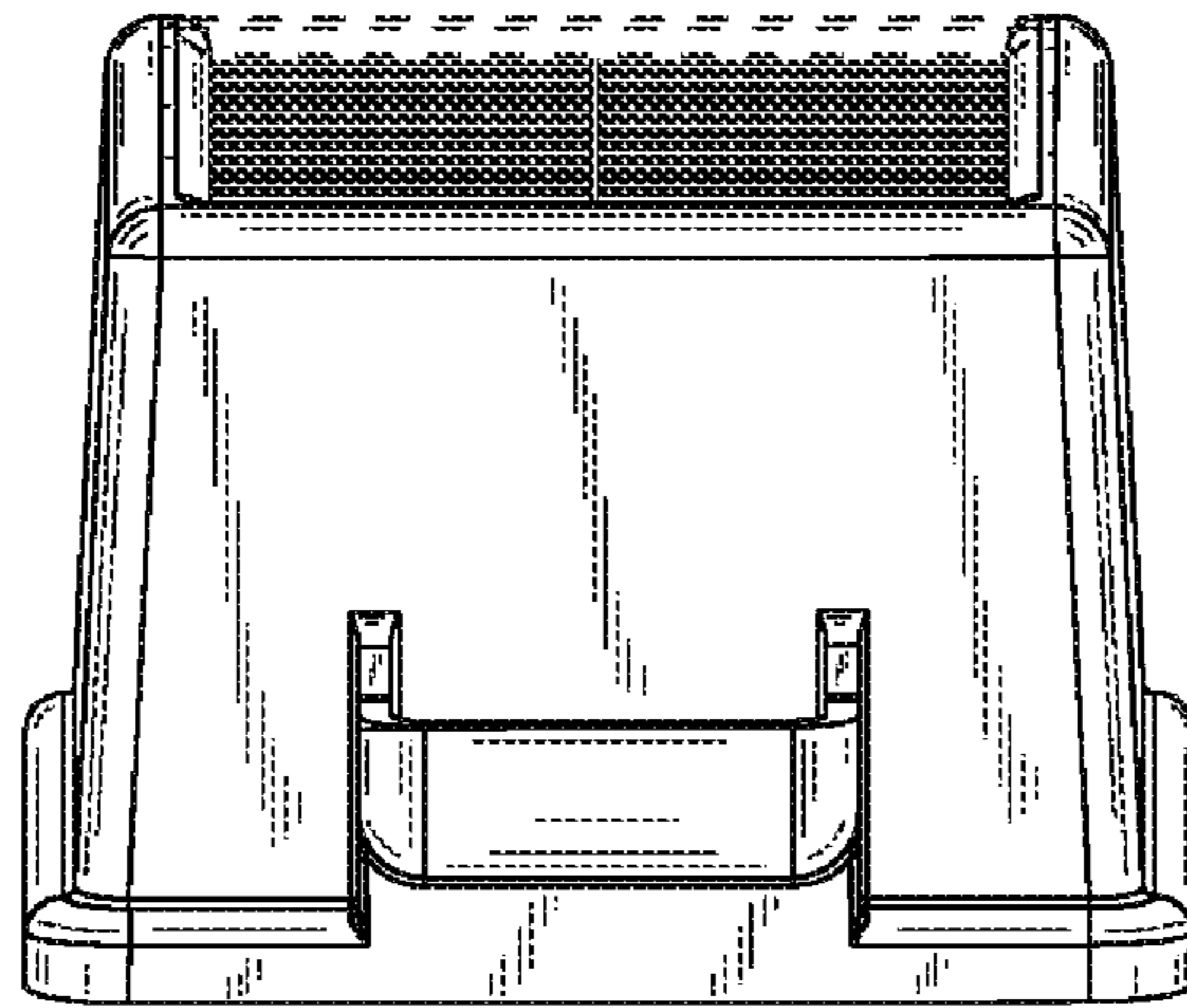


Fig. 5

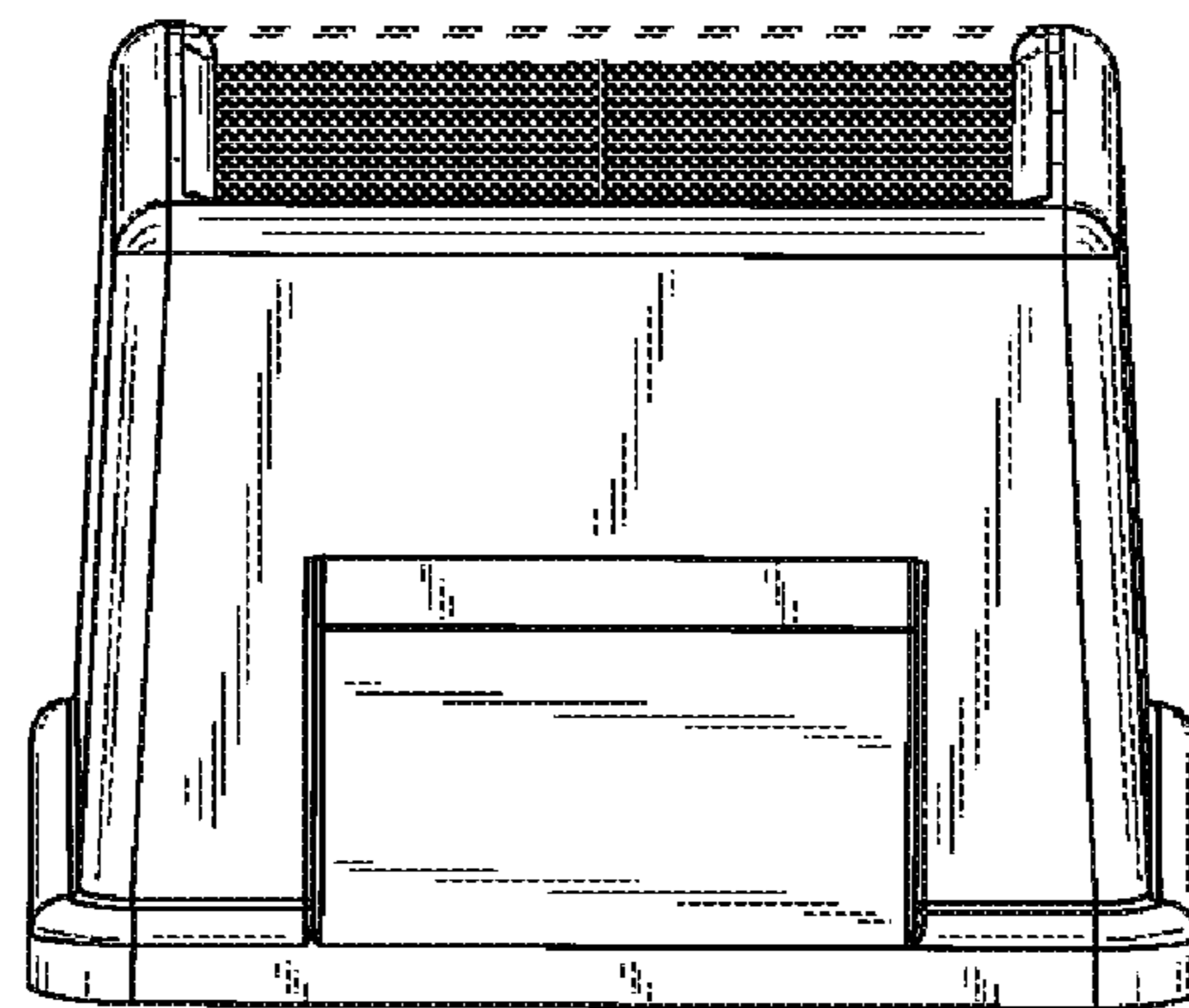


Fig. 6