

US00D565816S

(12) **United States Design Patent**  
**Agren et al.**

(10) **Patent No.:** **US D565,816 S**

(45) **Date of Patent:** **\*\* \*Apr. 1, 2008**

(54) **VACUUM CLEANER**

(75) Inventors: **Christian Agren**, Stockholm (SE);  
**Esbjorn Svantesson**, Stockholm (SE)

(73) Assignee: **Aktiebolaget Electrolux**, Stockholm (SE)

(\*) Notice: This patent is subject to a terminal disclaimer.

(\*\*) Term: **14 Years**

(21) Appl. No.: **29/279,912**

(22) Filed: **May 10, 2007**

**Related U.S. Application Data**

(63) Continuation of application No. 29/187,813, filed on Aug. 8, 2003, now Pat. No. Des. 545,011.

(51) **LOC (8) Cl.** ..... **15-05**

(52) **U.S. Cl.** ..... **D32/22**

(58) **Field of Classification Search** ..... D32/18,  
D32/21-22, 31; 15/344, 329, 347, 320-322,  
15/350-353, 361, 410, 412; 55/DIG. 3,  
55/472, 459.1, 429

See application file for complete search history.

(56) **References Cited**

**U.S. PATENT DOCUMENTS**

- D301,649 S 6/1989 Yamamoto et al.
- D303,171 S 8/1989 Goodrich et al.
- D304,104 S \* 10/1989 Busalt et al. .... D32/18
- D307,656 S 5/1990 Yuen
- D307,657 S \* 5/1990 Li ..... D32/22
- D359,604 S 6/1995 Sovis et al.
- D377,697 S \* 1/1997 Stephens et al. .... D32/31

- D398,099 S 9/1998 Leung
- D399,618 S 10/1998 Jacobs
- D418,266 S 12/1999 Medema et al.
- D433,546 S 11/2000 Milanese
- D482,506 S 11/2003 Honda et al.
- D483,160 S 12/2003 Houghton
- D495,456 S \* 8/2004 Ågren et al. .... D32/22
- 6,839,934 B2 \* 1/2005 Houghton et al. .... 15/329
- D515,259 S 2/2006 Maruyama et al.
- D545,011 S \* 6/2007 Ågren et al. .... D32/22

\* cited by examiner

*Primary Examiner*—Ruth McInroy

(74) *Attorney, Agent, or Firm*—Banner & Witcoff, Ltd.

(57) **CLAIM**

The ornamental design for a vacuum cleaner, as shown and described.

**DESCRIPTION**

FIG. 1 is a front perspective view of a vacuum cleaner showing our new design;

FIG. 2 is a rear perspective view thereof;

FIG. 3 is a front elevational view thereof;

FIG. 4 is a rear elevational view thereof;

FIG. 5 is a left side elevational view thereof;

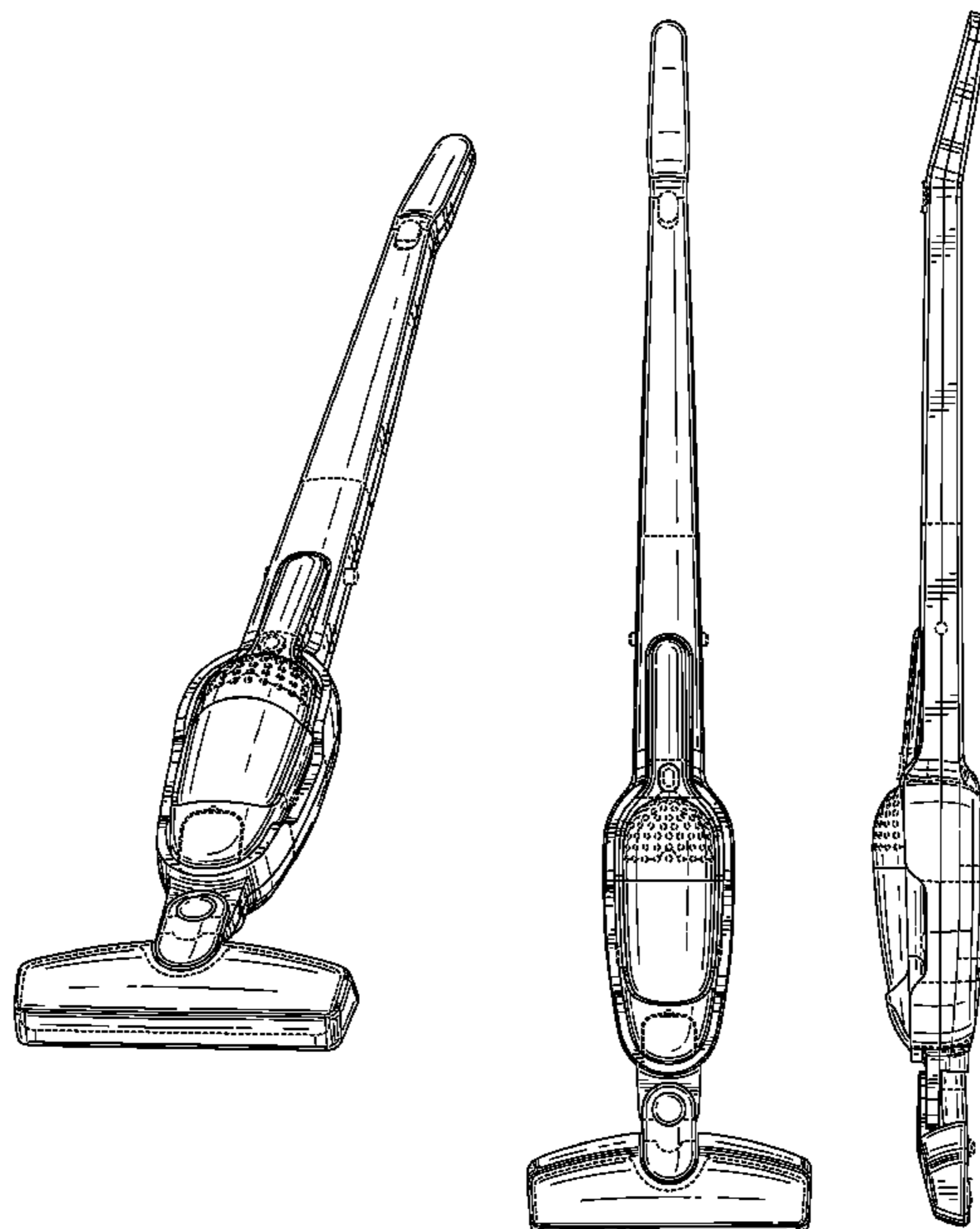
FIG. 6 is a right side elevational view thereof;

FIG. 7 is a bottom plan view thereof; and,

FIG. 8 is a top plan view thereof.

The broken line showing of various features of the vacuum cleaner is for illustrative purposes only and forms no part of the claimed design.

**1 Claim, 7 Drawing Sheets**



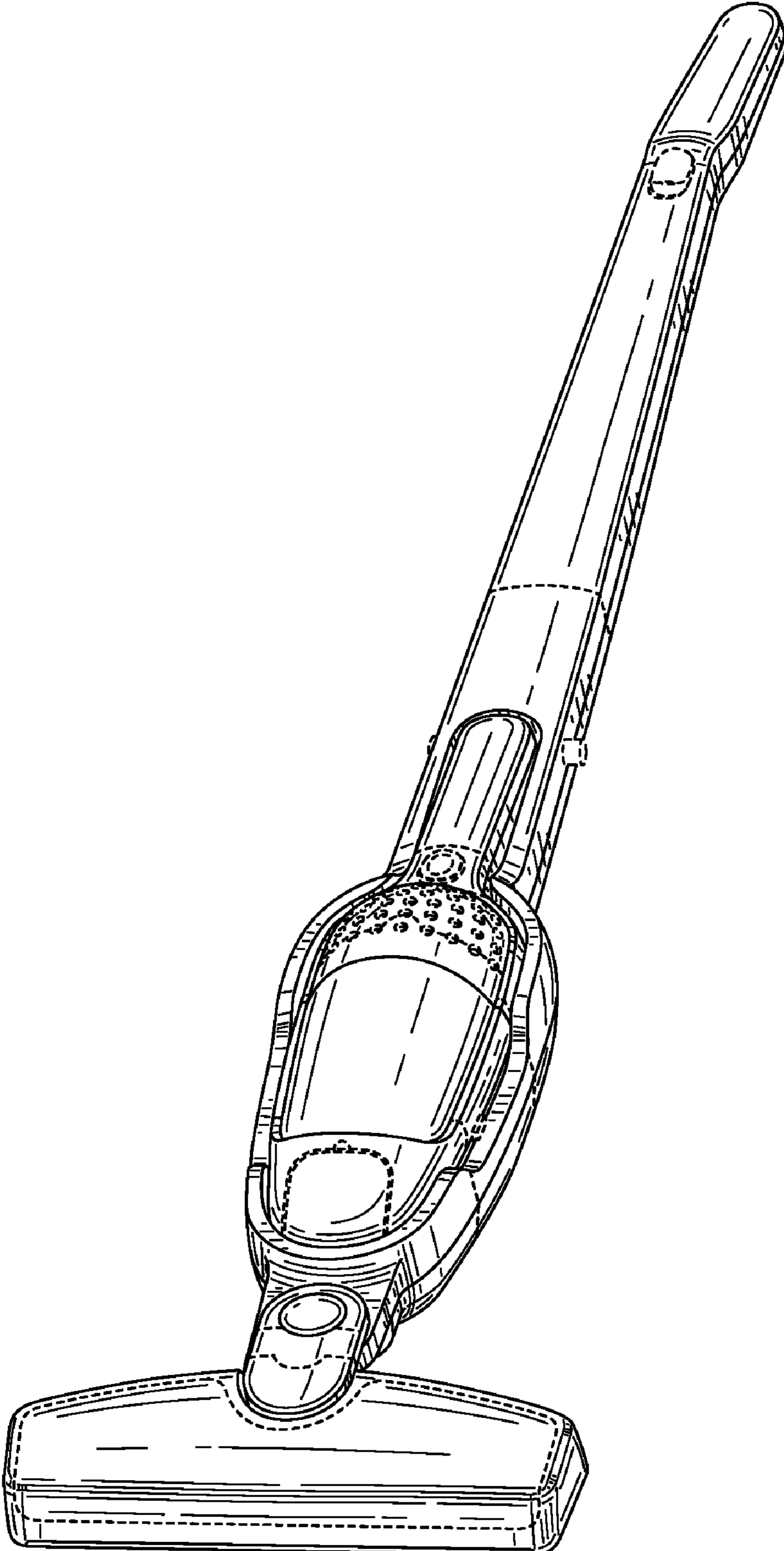


FIG. 1

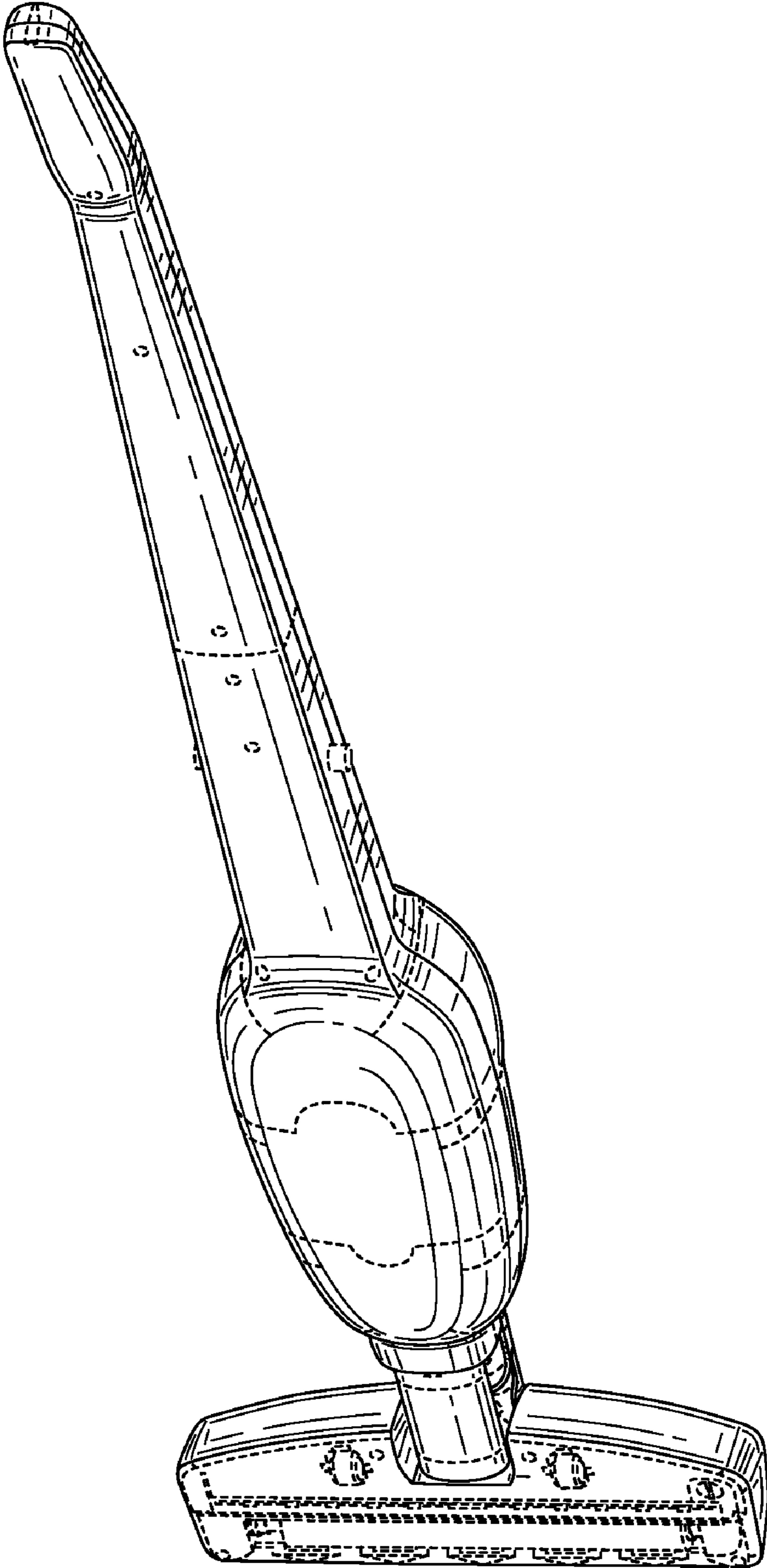


FIG. 2

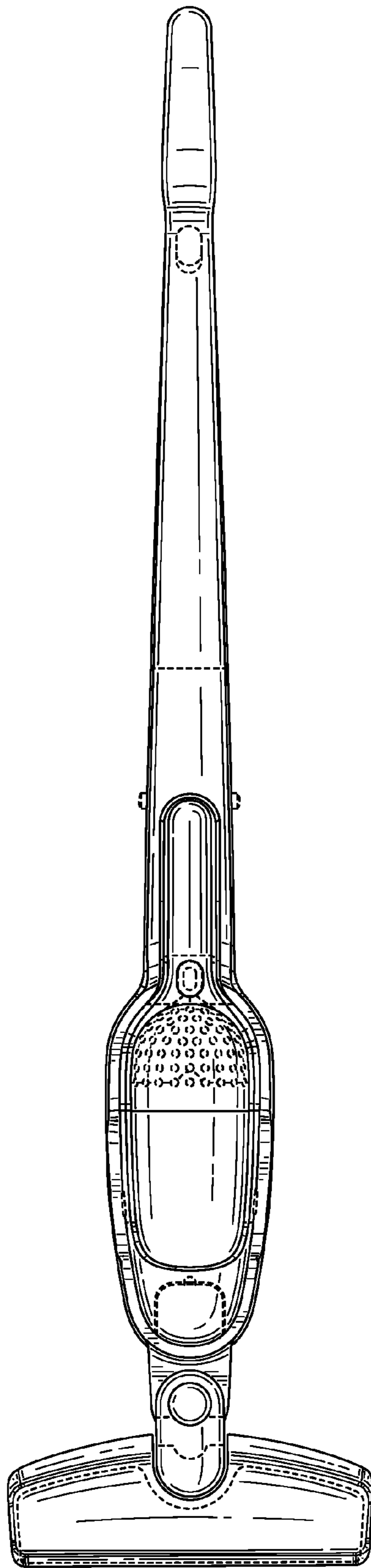


FIG. 3

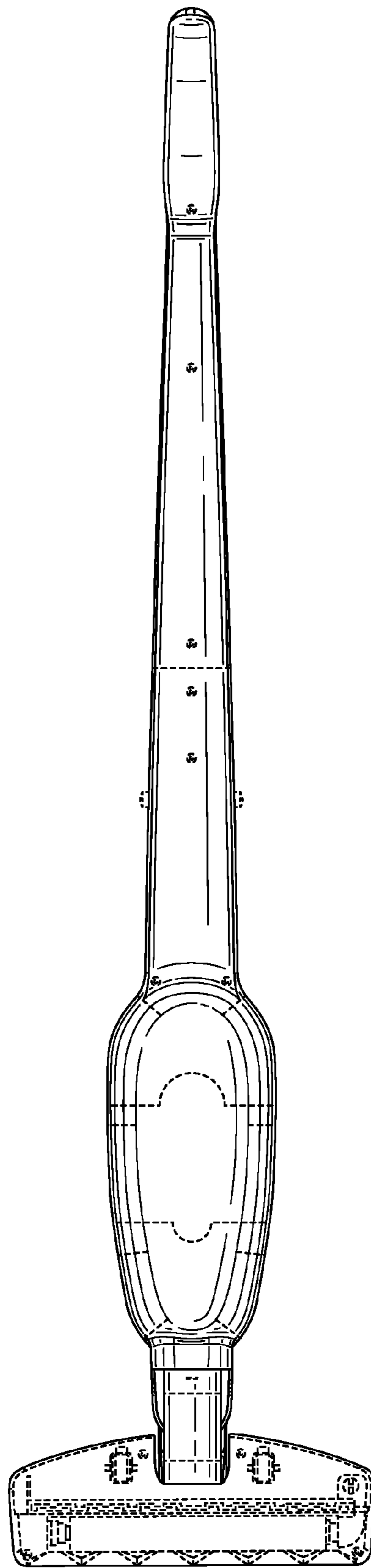


FIG. 4

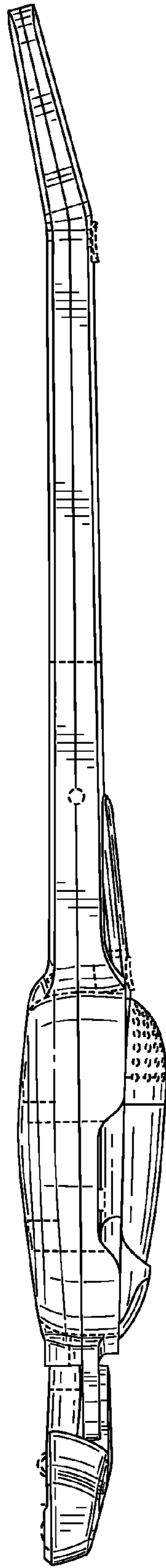


FIG. 5

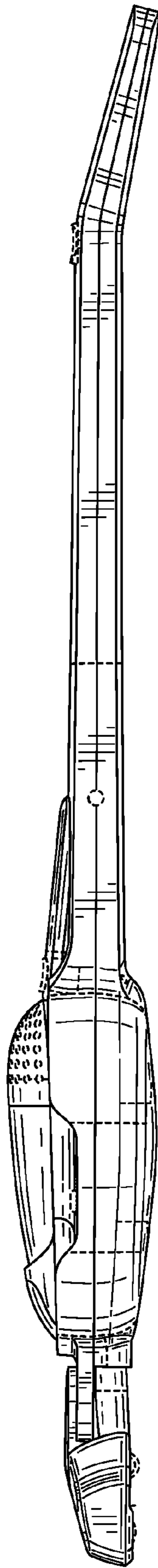


FIG. 6

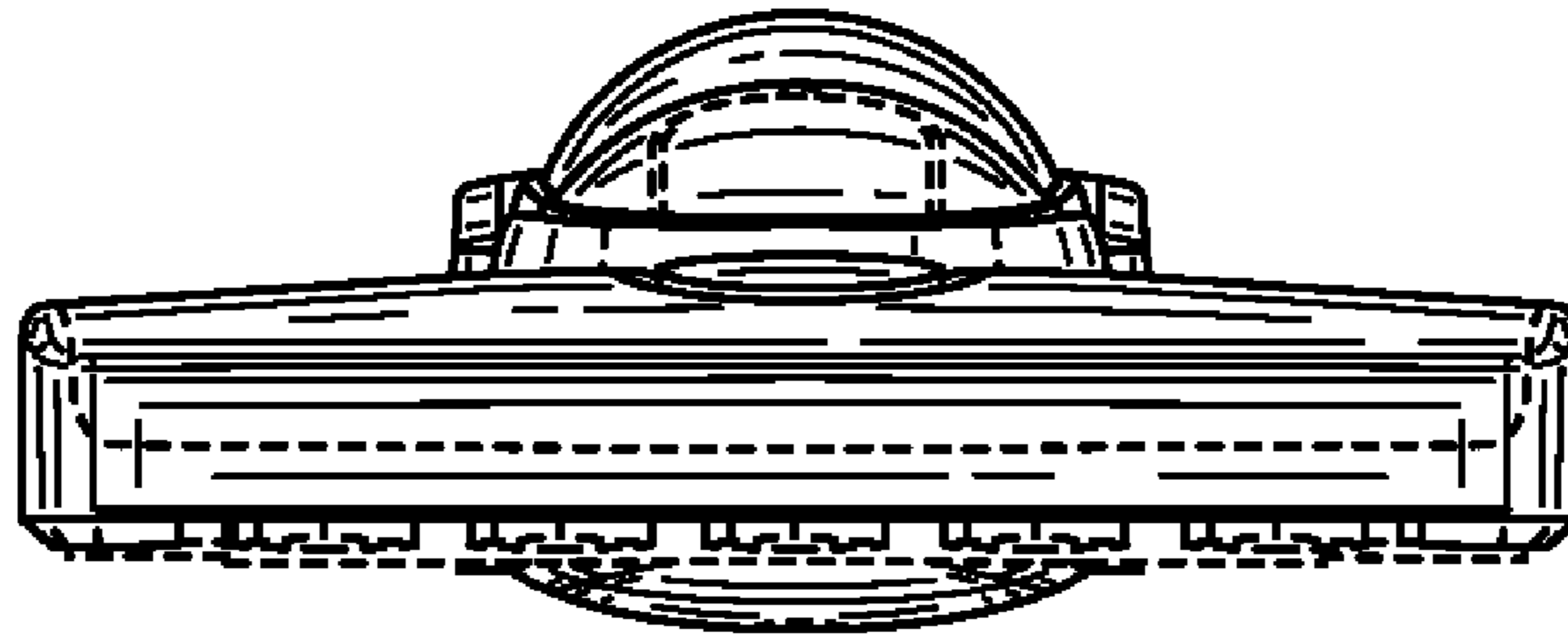


FIG. 7

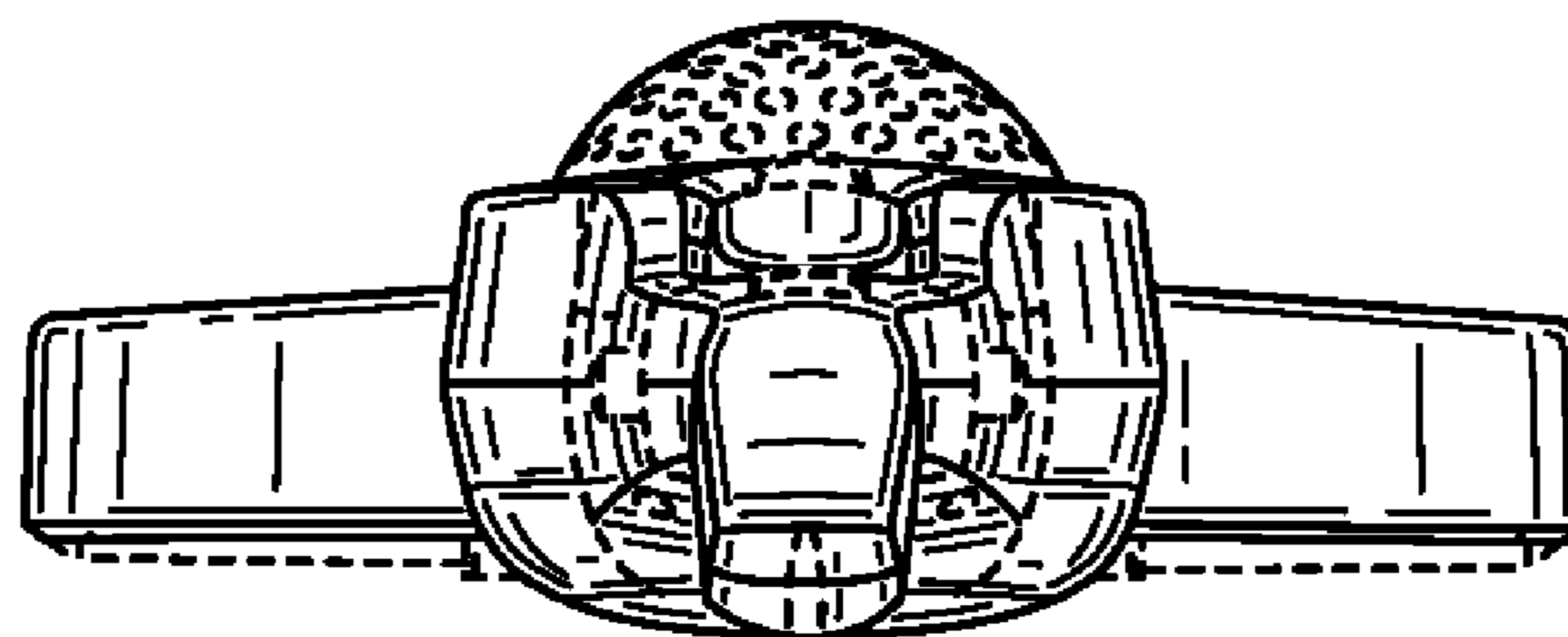


FIG. 8