



US00D565797S

(12) **United States Design Patent**
Maddy

(10) **Patent No.:** **US D565,797 S**

(45) **Date of Patent:** **** Apr. 1, 2008**

(54) **CONTAINER**

(75) Inventor: **Timothy Maddy**, Dallas, TX (US)

(73) Assignee: **Mary Kay Inc.**, Dallas, TX (US)

(**) Term: **14 Years**

(21) Appl. No.: **29/275,360**

(22) Filed: **Dec. 21, 2006**

(51) **LOC (8) Cl.** **28-03**

(52) **U.S. Cl.** **D28/88; D9/504**

(58) **Field of Classification Search** D28/7,
D28/76, 77, 85-90; 401/202, 126-130; D9/500,
D9/503-504, 529; 206/581, 823, 385; 132/320,
132/218, 316-318

See application file for complete search history.

(56) **References Cited**

U.S. PATENT DOCUMENTS

D114,442 S *	4/1939	Dexter	D28/88
3,317,036 A *	5/1967	Cherba	132/320
D209,340 S *	11/1967	Jones, Jr.	D9/426
3,677,271 A	7/1972	Luciano	132/314
3,991,777 A	11/1976	Powers et al.	132/320
D263,807 S	4/1982	Kingsford	D9/504
D307,646 S	5/1990	Kingsford	D28/76
D343,028 S	1/1994	Chen	D28/87
D349,176 S	7/1994	Litton	D28/76
D350,899 S	9/1994	Vasas	D9/503
D353,689 S	12/1994	Yang	D28/87
D362,925 S	10/1995	Granai	D28/88
D408,593 S	4/1999	Nakano	D28/87
D415,319 S	10/1999	Bakic	D28/76
D419,266 S	1/2000	Gobe	D28/89
D420,466 S	2/2000	Coates et al.	D28/76
D420,766 S	2/2000	Coates et al.	D28/76
D420,767 S	2/2000	Coates et al.	D28/76
D421,156 S	2/2000	Coates et al.	D28/76
D421,819 S	3/2000	Heeter et al.	D28/85
D422,902 S	4/2000	Kikuchi	D9/689

D428,212 S	7/2000	Gavin	D28/85
D431,324 S	9/2000	Hirato et al.	D28/76
D439,705 S	3/2001	Lerolle	D28/76
D448,121 S	9/2001	Gebb et al.	D28/88
6,375,375 B1	4/2002	Gebb et al.	401/194
D464,773 S	10/2002	Fischer et al.	D28/77
D469,694 S	2/2003	Lerolle	D9/522
6,669,389 B2	12/2003	Gueret	401/122
D491,691 S	6/2004	Braaten et al.	D28/76
D502,572 S	3/2005	Dumler et al.	D28/76
D503,244 S	3/2005	Campbell et al.	D28/76
D521,383 S	5/2006	Priestman	D9/529
D521,384 S	5/2006	Priestman	D9/529
D521,385 S	5/2006	Priestman	D9/529
D523,179 S	6/2006	Py et al.	D28/88
D526,205 S	8/2006	Priestman	D9/529
D527,269 S	8/2006	Priestman	D9/529
2005/0183737 A1	8/2005	Dumler	132/317
2006/0065282 A1	3/2006	Hartstock et al.	132/320

* cited by examiner

Primary Examiner—Jennifer Rivard

(74) *Attorney, Agent, or Firm*—Fulbright & Jaworski LLP

(57) **CLAIM**

The ornamental design for a container, as shown and described.

DESCRIPTION

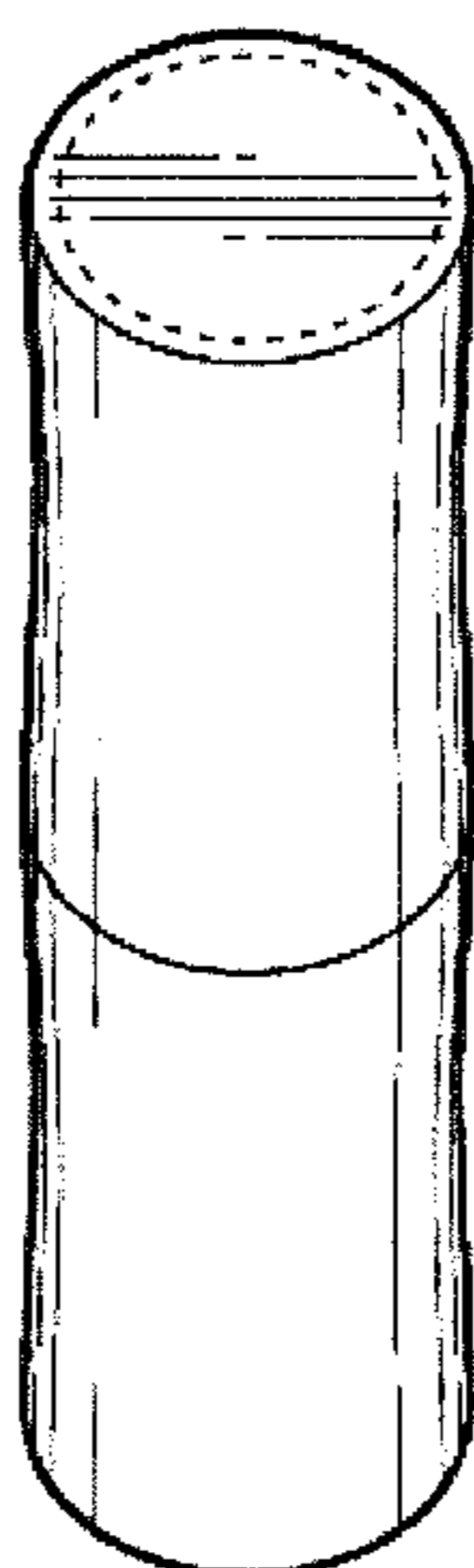
FIG. 1 is a perspective view of a container showing my new design, the container being symmetrical about its axis;

FIG. 2 is a side view of the container shown in FIG. 1; and,

FIG. 3 is a top view of the container shown in FIG. 1.

The dashed lines in FIGS. 1 and 3 represent environmental structure and form no part of the claimed design. The bottom of the container, and all other surface(s) or portion(s) of the container not shown in the figures or otherwise described in the specification form no part of the claimed design.

1 Claim, 1 Drawing Sheet



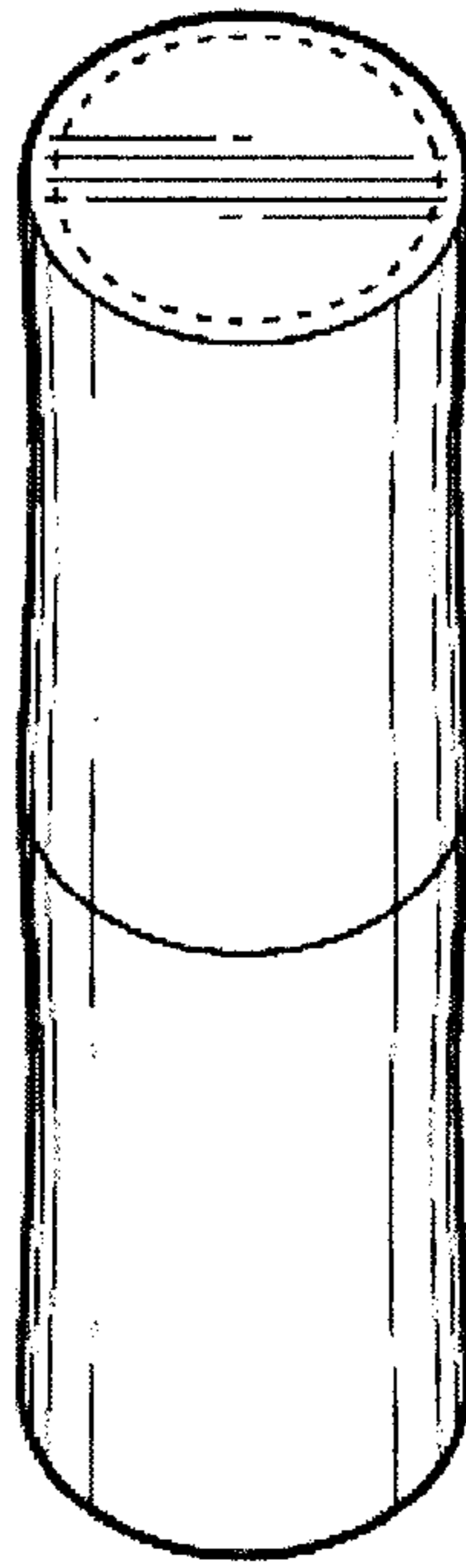


FIG. 1

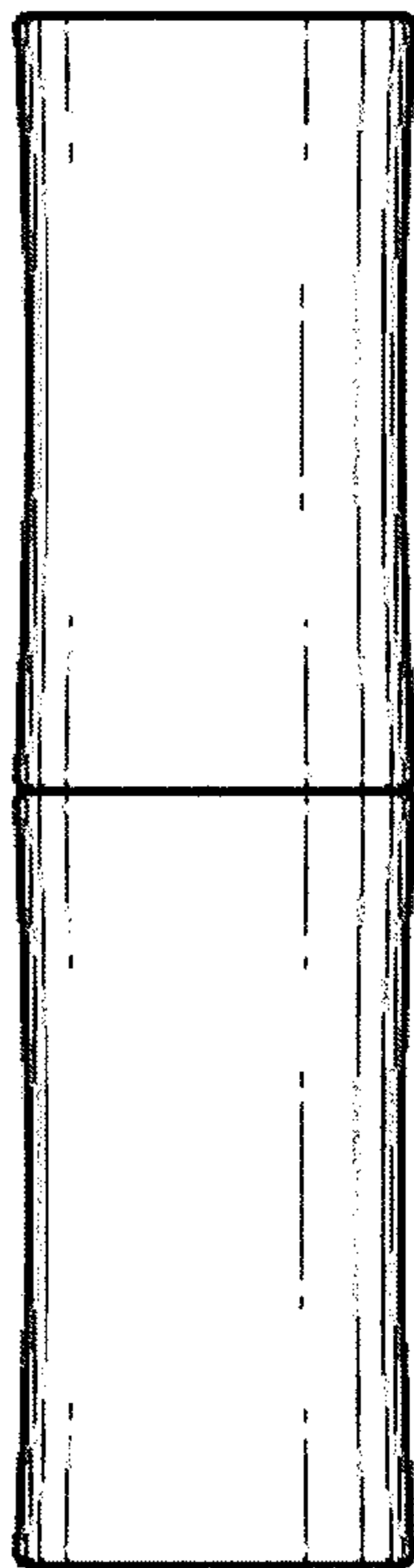


FIG. 2

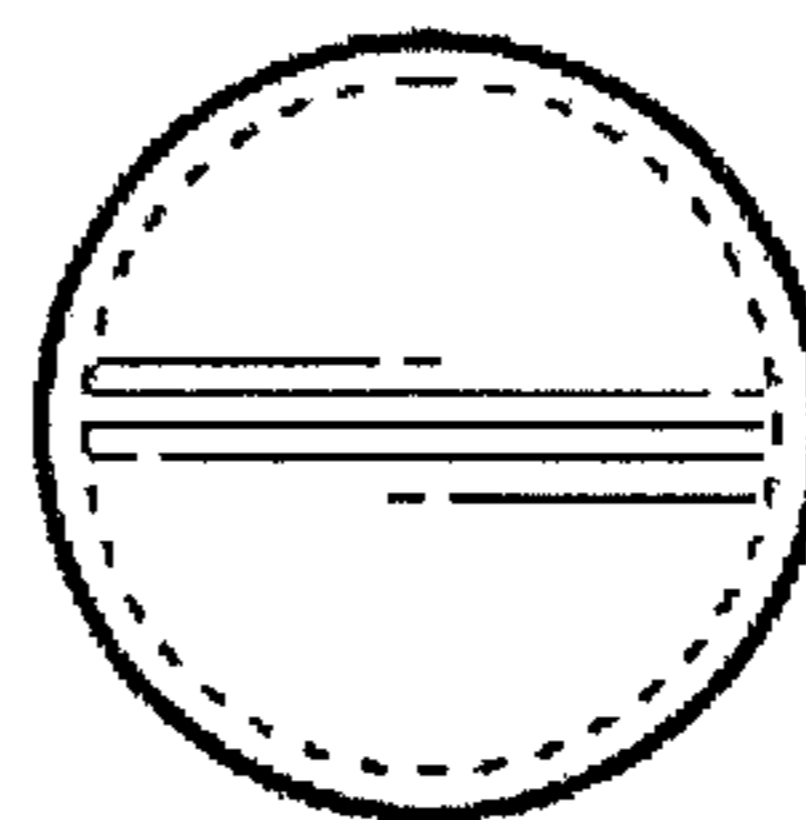


FIG. 3