



US00D565795S

(12) **United States Design Patent**  
**Ivanova**

(10) **Patent No.:** **US D565,795 S**

(45) **Date of Patent:** **\*\* Apr. 1, 2008**

(54) **CONTAINER WITH CAP**

(75) Inventor: **Ania Ivanova**, Brooklyn, NY (US)

(73) Assignee: **L'Oreal USA Creative, Inc.**, New York, NY (US)

(\*\*) Term: **14 Years**

(21) Appl. No.: **29/250,497**

(22) Filed: **Nov. 17, 2006**

(51) **LOC (8) Cl.** ..... **28-03**

(52) **U.S. Cl.** ..... **D28/76; D28/89; D9/504; D9/529**

(58) **Field of Classification Search** ..... **D28/7, D28/76, 77, 85-90; 401/202, 126-130; D9/500, D9/503-504, 529; 206/581, 823, 385; 132/320, 132/218, 316-318**

See application file for complete search history.

(56) **References Cited**

**U.S. PATENT DOCUMENTS**

D296,985 S	8/1988	Iwaki	
4,921,366 A	5/1990	Hurrell	
D353,333 S *	12/1994	McIlvain	..... D9/529
5,862,818 A	1/1999	Marinelli	
D428,212 S *	7/2000	Gavin	..... D28/85
D431,190 S	9/2000	Adachi et al.	
D440,876 S	4/2001	Togasawa	
D441,293 S	5/2001	Togasawa	
D444,387 S	7/2001	Adachi et al.	
D446,456 S	8/2001	Adachi et al.	
D460,349 S	7/2002	Rashid	
D465,410 S	11/2002	Kikuchi	
6,474,345 B2	11/2002	Rodriquez et al.	

6,505,631 B2	1/2003	Fischer et al.	
D477,536 S	7/2003	Kudo et al.	
6,585,112 B2	7/2003	Levin et al.	
6,607,323 B2	8/2003	Breidenbach et al.	
D480,000 S	9/2003	Hirato	
D488,383 S	4/2004	Kudo et al.	
6,799,582 B2	10/2004	Kim	
D509,434 S	9/2005	Haruta	
D509,739 S	9/2005	Haruta	
D518,239 S	3/2006	Martinez	
D535,441 S *	1/2007	Maddy	..... D28/76
D538,481 S *	3/2007	Decker	..... D28/89
D538,482 S *	3/2007	Martinez	..... D28/89

\* cited by examiner

*Primary Examiner*—Jennifer Rivard

(74) *Attorney, Agent, or Firm*—Baker Botts L.L.P.

(57) **CLAIM**

The ornamental design for a container with cap, as shown and described.

**DESCRIPTION**

FIG. 1 is a three-dimensional perspective view of the container with cap;

FIG. 2 is a front view of the container with cap;

FIG. 3 is a top view of the container with cap;

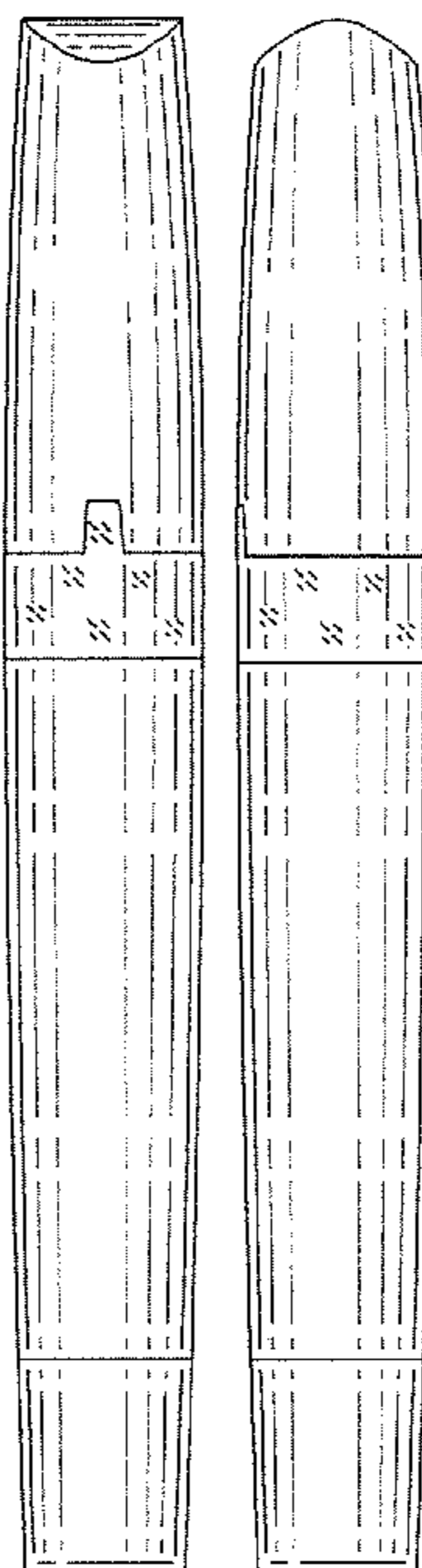
FIG. 4 is a bottom view of the container with cap;

FIG. 5 is a side view of the container with cap; and,

FIG. 6 is a back view of the container with cap.

The broken lines are shown for illustrative purposes only and form no part of the claimed design.

**1 Claim, 2 Drawing Sheets**



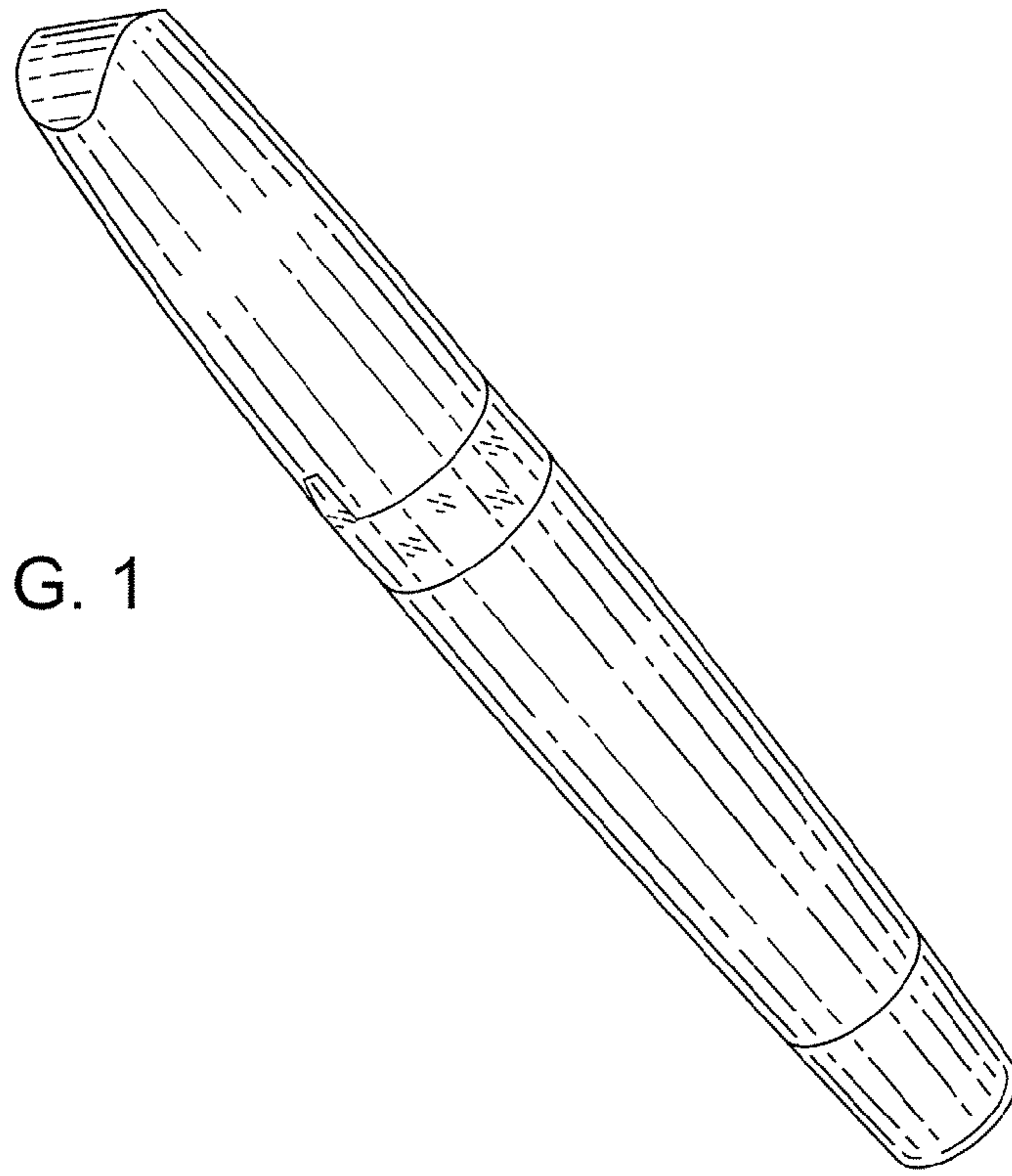


FIG. 1




FIG. 2

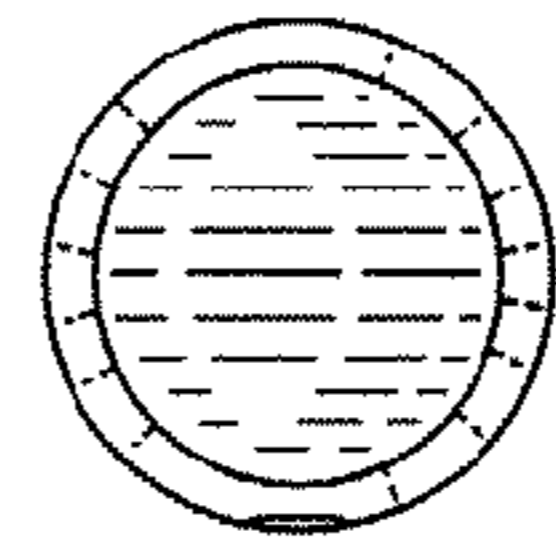


FIG. 3

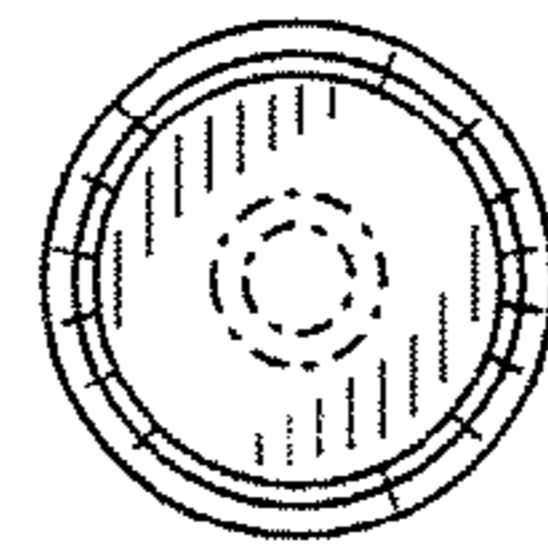


FIG. 4

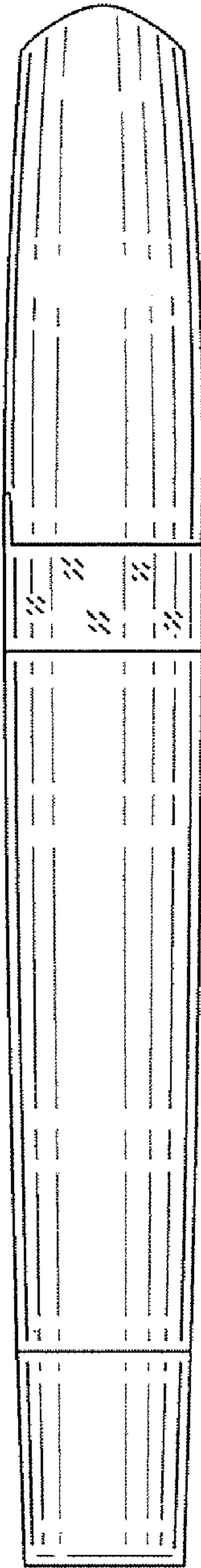


FIG. 5

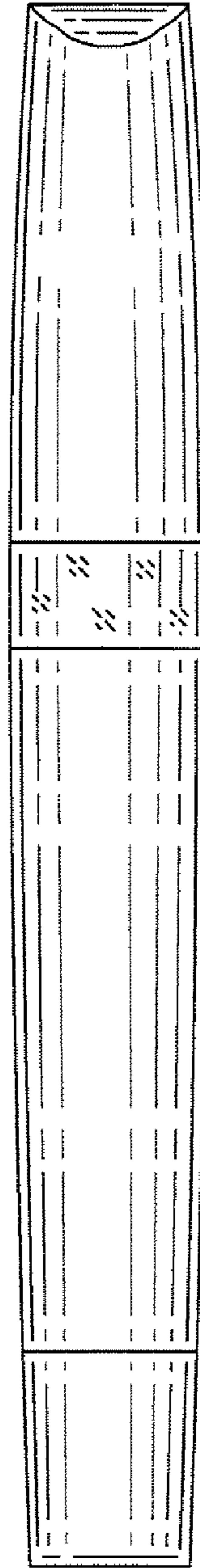


FIG. 6