



US00D565757S

(12) **United States Design Patent**  
**Matsui et al.**

(10) **Patent No.:** **US D565,757 S**

(45) **Date of Patent:** **\*\* Apr. 1, 2008**

(54) **LIGHT EMITTING DIODE LAMP UNIT**

(75) Inventors: **Nobuyuki Matsui**, Ibaraki (JP); **Hideo Nagai**, Takatsuki (JP); **Kenji Mukai**, Shijonawate (JP); **Masanori Shimizu**, Kyotanabe (JP)

(73) Assignee: **Matsushita Electric Industrial Co., Ltd.**, Osaka (JP)

(\*\*) Term: **14 Years**

(21) Appl. No.: **29/282,870**

(22) Filed: **Jul. 31, 2007**

**Related U.S. Application Data**

(62) Division of application No. 29/219,415, filed on Dec. 16, 2004.

(30) **Foreign Application Priority Data**

Jun. 18, 2004 (JP) ..... 2004-018311  
Jun. 18, 2004 (JP) ..... 2004-18318  
Jun. 18, 2004 (JP) ..... 2004-018319

(51) **LOC (8) Cl.** ..... **26-05**

(52) **U.S. Cl.** ..... **D26/24; D26/1**

(58) **Field of Classification Search** ..... D26/1,  
D26/2, 24, 80, 86, 138; D13/180, 182; 313/512;  
362/231, 235, 237, 240, 241, 249, 545, 555,  
362/612, 800; 345/83  
See application file for complete search history.

(56) **References Cited**

**U.S. PATENT DOCUMENTS**

D245,240 S \* 8/1977 Sut ..... D26/80  
D246,203 S \* 10/1977 Harris ..... D26/80  
D262,405 S 12/1981 Zabransky  
5,808,592 A 9/1998 Mizutani et al.  
6,220,722 B1 4/2001 Begemann  
6,502,956 B1 1/2003 Wu

D474,848 S 5/2003 Lodhie  
6,659,632 B2 12/2003 Chen  
D494,286 S 8/2004 Matsui et al.  
D494,287 S 8/2004 Matsui et al.  
D494,288 S 8/2004 Matsui et al.  
D494,687 S 8/2004 Matsui et al.  
2003/0025450 A1\* 2/2003 Katayama et al. .... 313/512  
2003/0117803 A1\* 6/2003 Chen ..... 362/276  
2003/0189829 A1\* 10/2003 Shimizu et al. .... 362/240  
2006/0087843 A1\* 4/2006 Setomoto et al. .... 362/249

**FOREIGN PATENT DOCUMENTS**

JP D 1182538 8/2003  
JP D 1182540 8/2003  
JP D 1182541 8/2003  
JP D 1182542 8/2003  
JP D 1182543 8/2003  
JP D 1183708 9/2003  
JP D 1190712 11/2003  
JP D1191624 12/2003

\* cited by examiner

*Primary Examiner*—Clare E Heflin

(74) *Attorney, Agent, or Firm*—Brinks Hofer Gilson & Lione

(57) **CLAIM**

We claim the ornamental design for a light emitting diode lamp unit, as shown and described.

**DESCRIPTION**

FIG. 1 is a top perspective view of a light emitting diode lamp unit of the present invention;

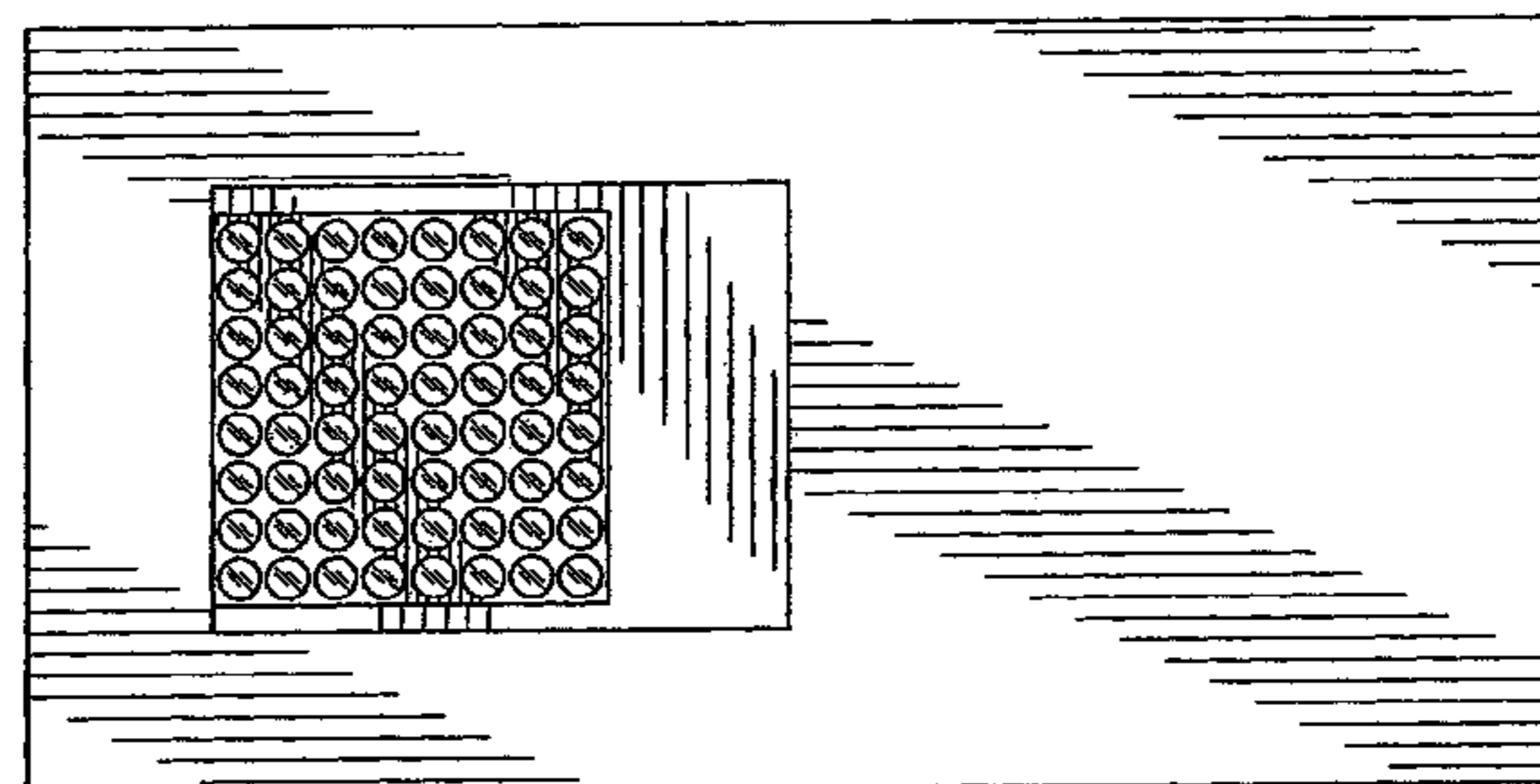
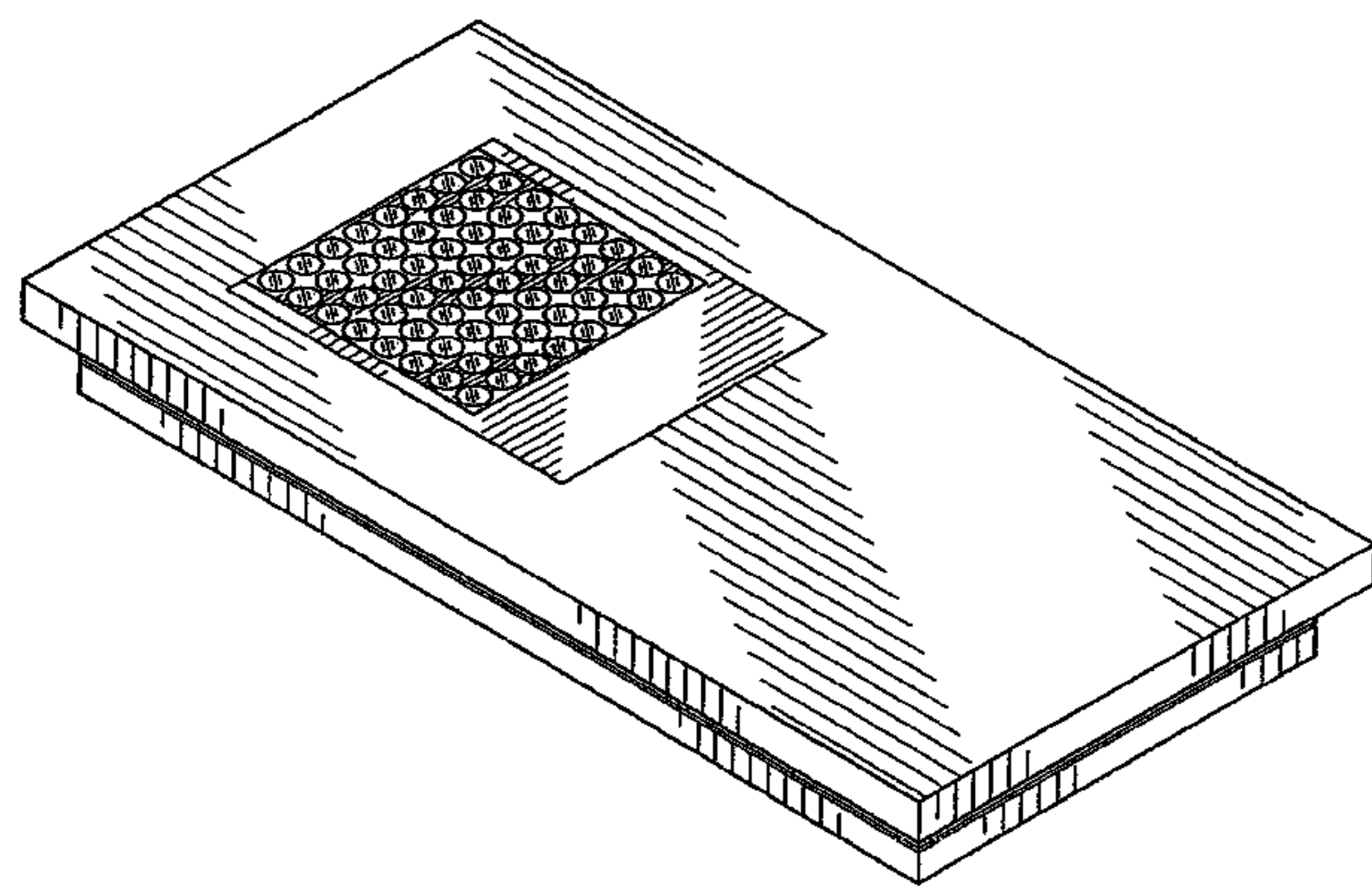
FIG. 2 is a top view thereof;

FIG. 3 is a bottom view thereof;

FIG. 4 is a first side view thereof, wherein the second side view is a mirror image thereof; and,

FIG. 5 is a third side view thereof, wherein the fourth side view is a mirror image thereof.

**1 Claim, 5 Drawing Sheets**



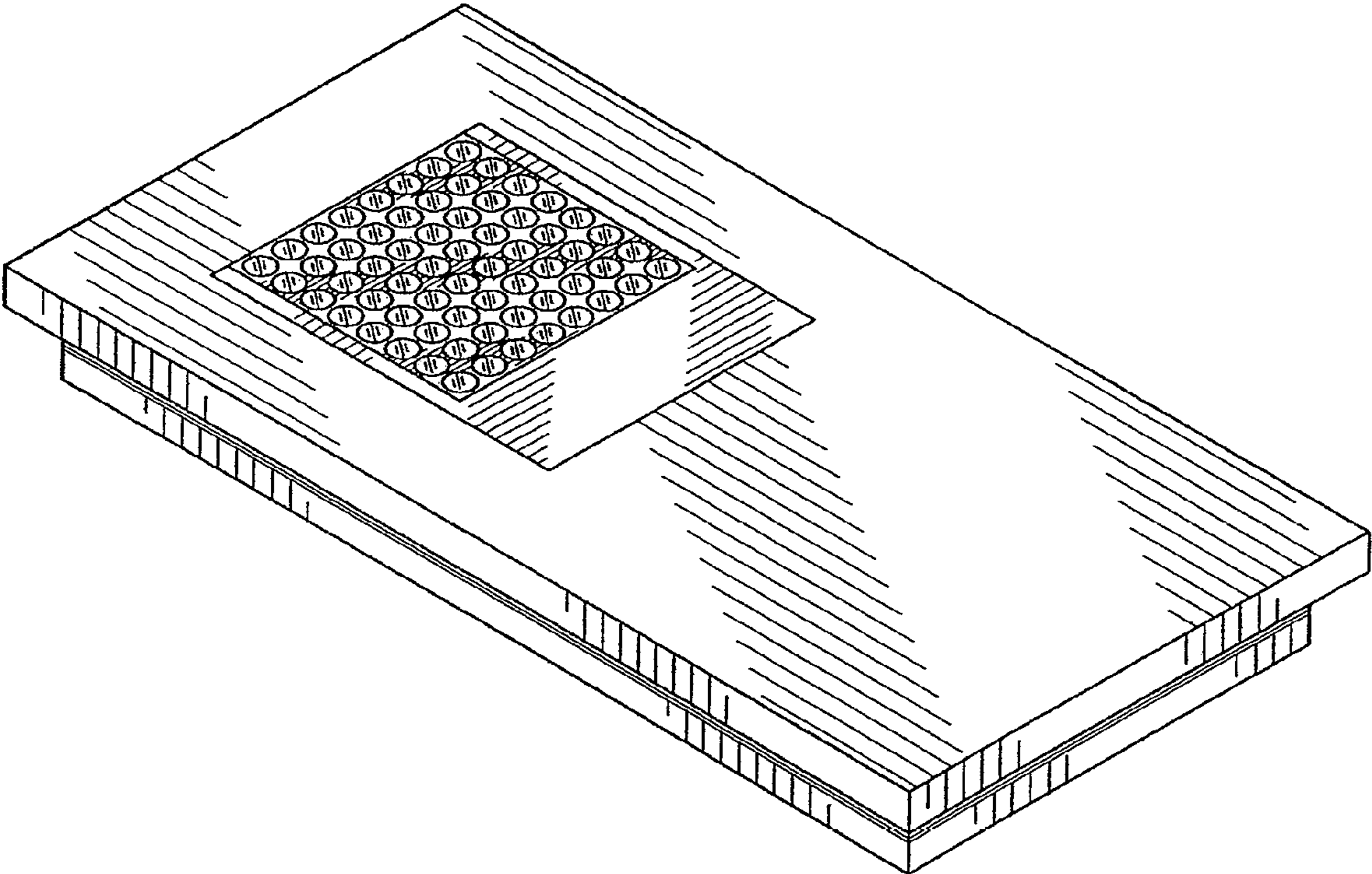


FIG. 1

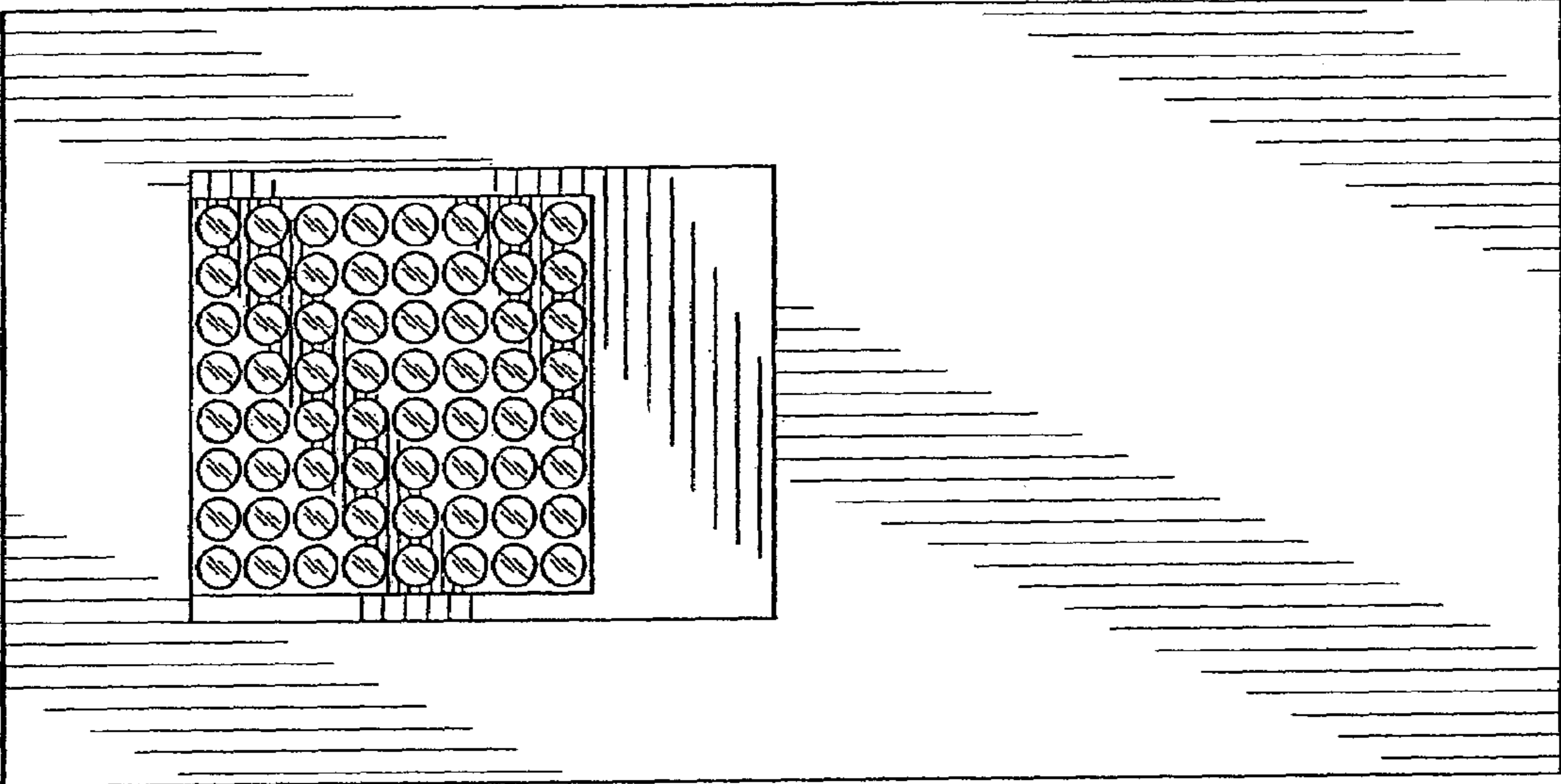
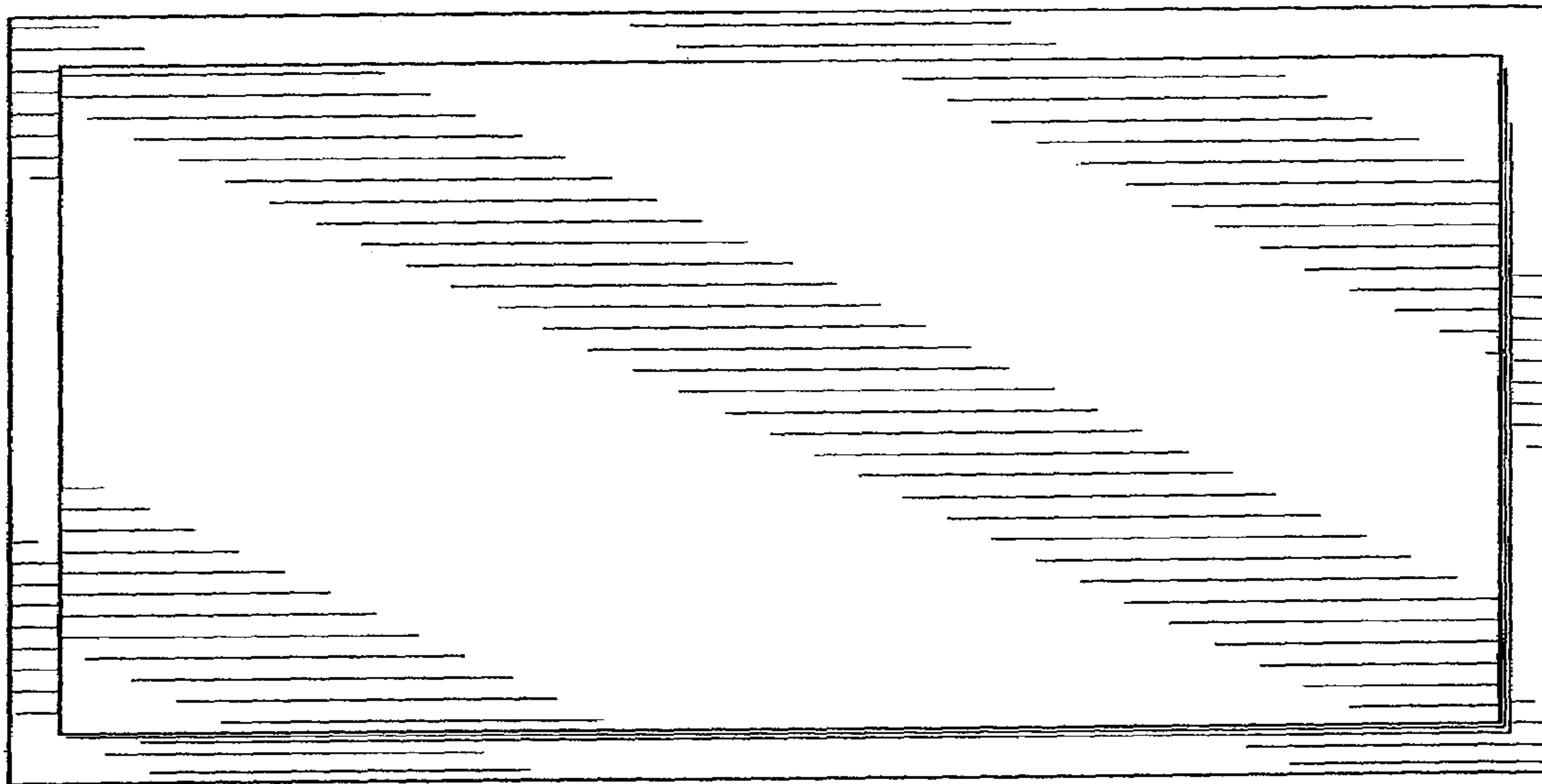
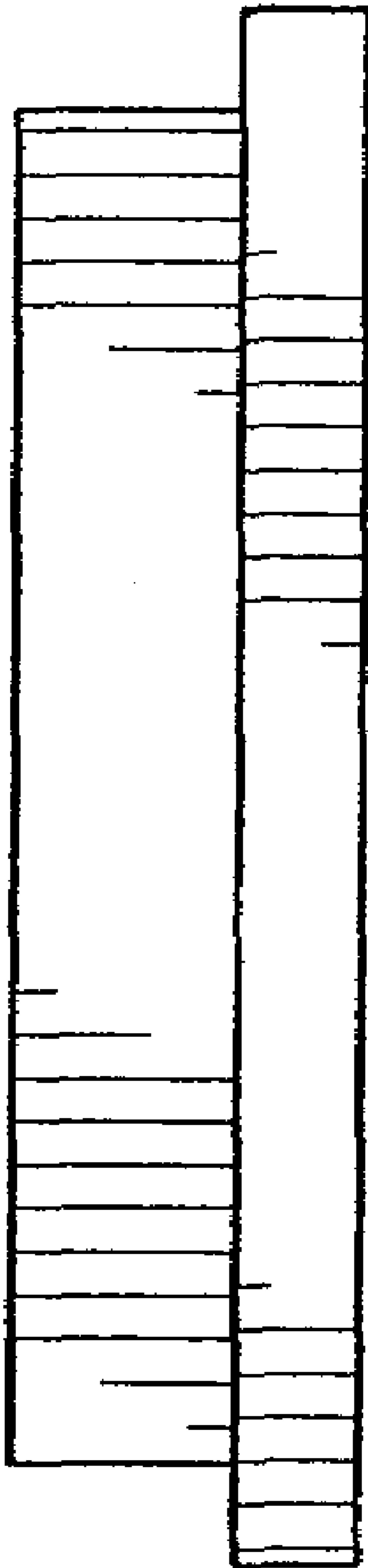


FIG. 2



**FIG. 3**



**FIG. 4**

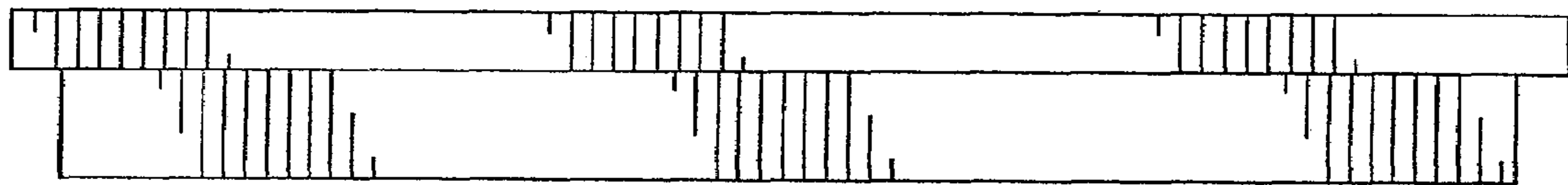


FIG. 5