

US00D565754S

(12) **United States Design Patent**
Uemoto et al.

(10) **Patent No.:** **US D565,754 S**
(45) **Date of Patent:** **** Apr. 1, 2008**

(54) **LIGHTING APPARATUS**

(75) Inventors: **Takaari Uemoto**, Kadoma (JP); **Keiji Nishimoto**, Kadoma (JP); **Yasuharu Ueno**, Kadoma (JP); **Satoshi Shida**, Kadoma (JP); **Yuji Omata**, Kadoma (JP)

(73) Assignee: **Matsushita Electric Industrial Co., Ltd.**, Osaka (JP)

(**) Term: **14 Years**

(21) Appl. No.: **29/270,314**

(22) Filed: **Dec. 19, 2006**

(30) **Foreign Application Priority Data**

Jun. 20, 2006 (JP) 2006-015941

(51) **LOC (8) Cl.** **26-04**

(52) **U.S. Cl.** **D26/24; D26/1**

(58) **Field of Classification Search** D26/24,
D26/1, 2, 37, 72, 74, 80, 81, 83, 93, 105,
D26/113, 25; D13/180, 182; 362/612, 631,
362/555, 89, 147, 153, 257, 800; 257/79,
257/80, 82, 88, 433; 313/500

See application file for complete search history.

(56) **References Cited**

U.S. PATENT DOCUMENTS

6,492,698 B2 * 12/2002 Kim et al. 257/432
D494,288 S * 8/2004 Matsui et al. D26/2
D508,573 S * 8/2005 Matsui et al. D26/1
D514,530 S * 2/2006 Matsui et al. D13/180

D528,994 S * 9/2006 Matsui et al. D13/180
D530,288 S * 10/2006 Nagai D13/180
D535,262 S * 1/2007 Saito et al. D13/180
D541,761 S * 5/2007 Saito et al. D13/180
2006/0087843 A1 * 4/2006 Setomoto et al. 362/249

FOREIGN PATENT DOCUMENTS

JP 2003-124528 4/2003

* cited by examiner

Primary Examiner—Cathron Brooks

Assistant Examiner—Angela J Lee

(74) *Attorney, Agent, or Firm*—Brinks Hofer Gilson & Lione

(57) **CLAIM**

We claim the ornamental design for a lighting apparatus, as shown and described.

DESCRIPTION

FIG. 1 is a top perspective view of a lighting apparatus of the present invention;

FIG. 2 is a front view thereof, the rear view being a mirror image thereof;

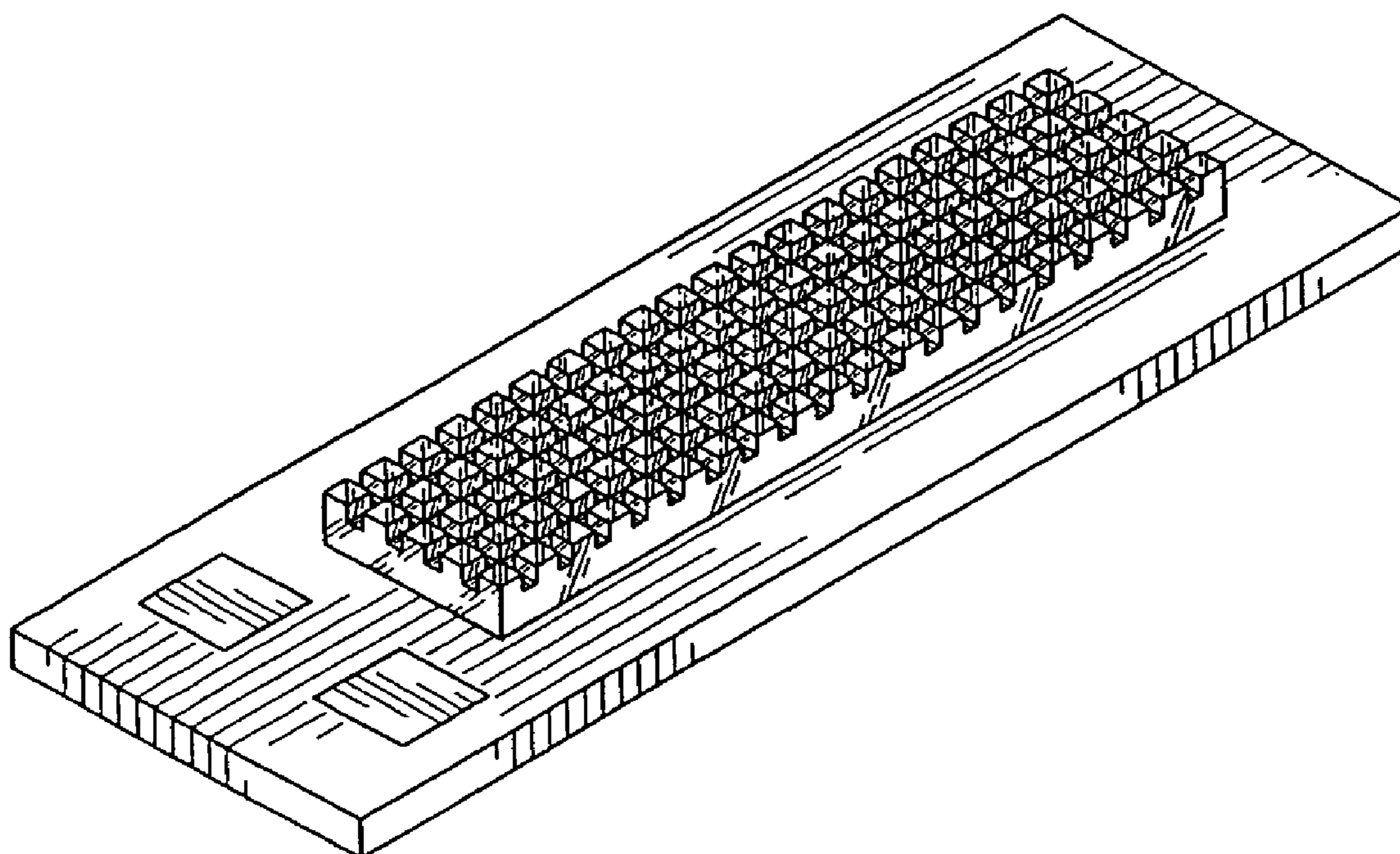
FIG. 3 is a left side view thereof, the right side view being a mirror image thereof;

FIG. 4 is a top view thereof; and,

FIG. 5 is a bottom view thereof.

An elongated elevation with multiple square projections thereon is transparent and thus light comes through. The two squares are electrodes.

1 Claim, 3 Drawing Sheets



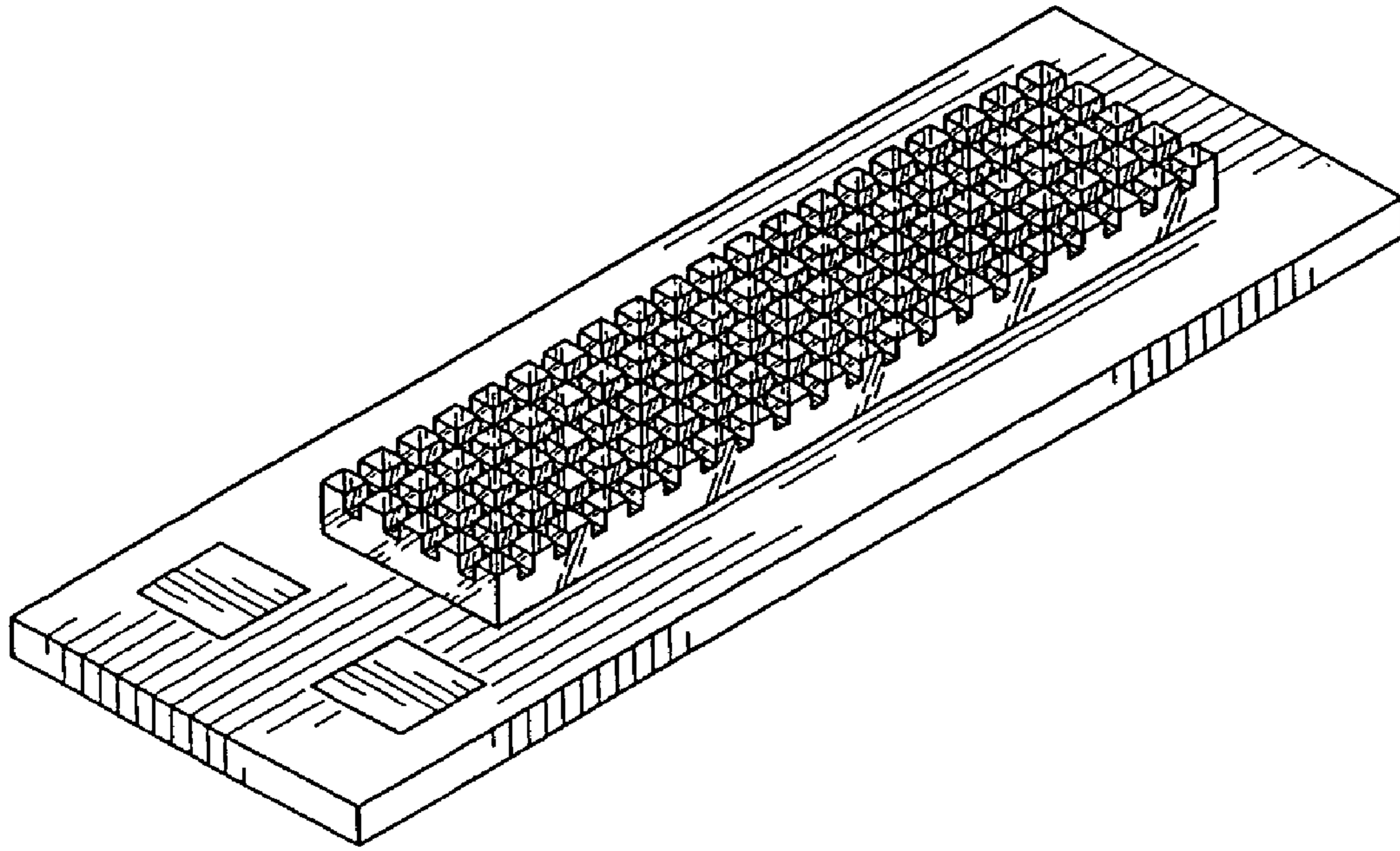


FIG. 1



FIG. 2



FIG. 3




FIG. 4




FIG. 5