

US00D565748S

(12) **United States Design Patent**  
**Sorkin**

(10) **Patent No.:** **US D565,748 S**

(45) **Date of Patent:** **\*\* Apr. 1, 2008**

(54) **SHIM FOR TILT WALL CONSTRUCTION**

(76) **Inventor:** **Felix L. Sorkin**, 13022 Trinity Dr.,  
Stafford, TX (US) 77477

(\*\*) **Term:** **14 Years**

(21) **Appl. No.:** **29/276,760**

(22) **Filed:** **Feb. 3, 2007**

(51) **LOC (8) Cl.** ..... **25-99**

(52) **U.S. Cl.** ..... **D25/199**

(58) **Field of Classification Search** ..... D25/199;  
52/126.1, 126.3, 126.4, 167.4, 293.1, 294,  
52/297; 206/820; 248/346.05, 346.06

See application file for complete search history.

(56) **References Cited**

**U.S. PATENT DOCUMENTS**

4,439,961	A *	4/1984	Witte	.....	52/126.1
4,817,794	A *	4/1989	Workman	.....	206/372
4,995,204	A *	2/1991	Kelso	.....	52/126.1
D364,235	S *	11/1995	Caley	.....	D25/122

5,815,992	A *	10/1998	Wells et al.	.....	52/126.1
6,018,916	A *	2/2000	Henry	.....	52/126.1
6,058,671	A *	5/2000	Strickland	.....	52/580
6,159,575	A *	12/2000	Rathsack	.....	428/80
6,230,446	B1 *	5/2001	Chalich	.....	52/98
D484,620	S *	12/2003	He	.....	D25/199

\* cited by examiner

*Primary Examiner*—Doris Clark

(74) *Attorney, Agent, or Firm*—Egbert Law Offices

(57) **CLAIM**

I claim the ornamental design for a shim for tilt wall construction, as shown and described.

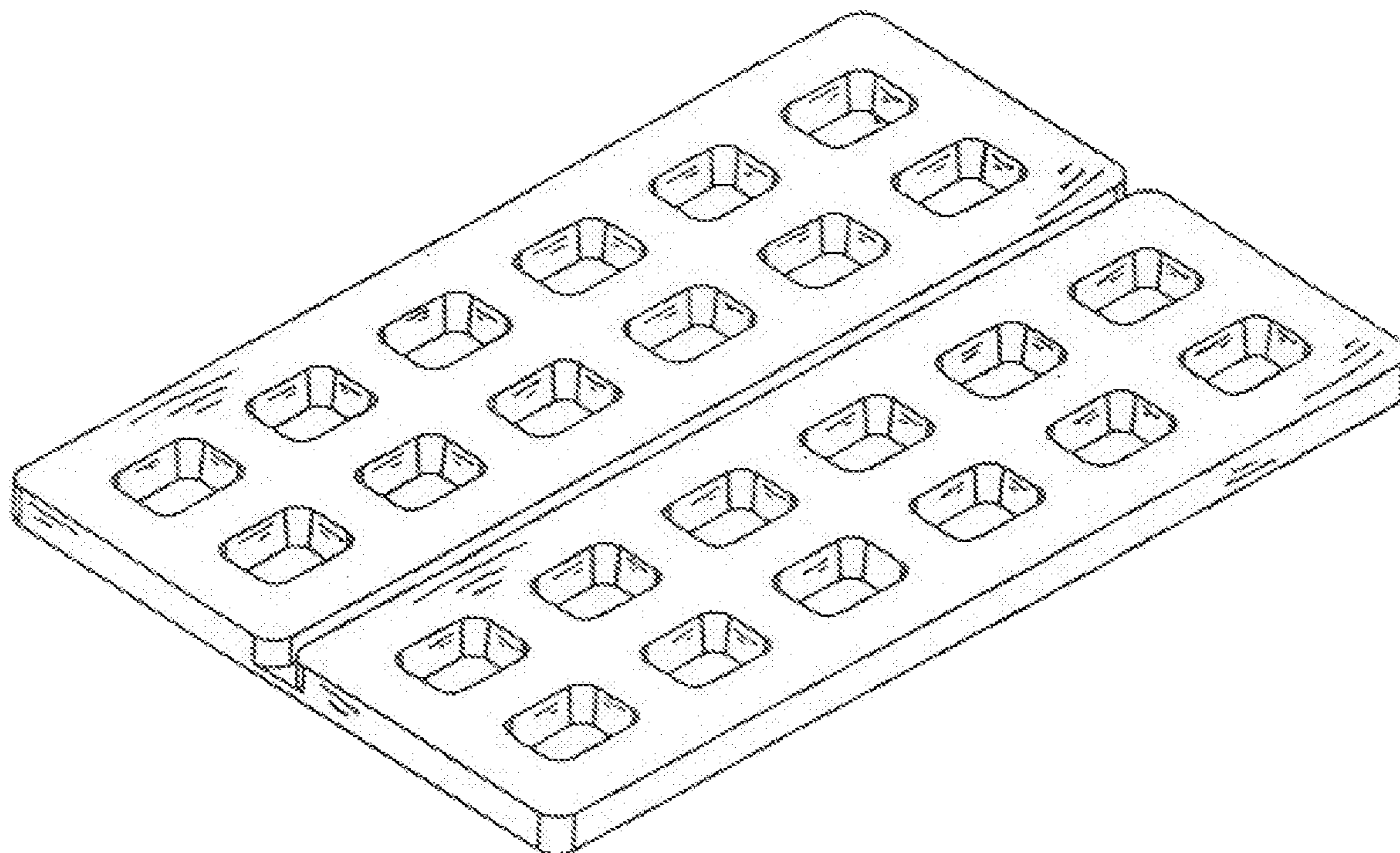
**DESCRIPTION**

FIG. 1 is an upper perspective view of the shim for tilt wall construction showing my design.

FIG. 2 is a top plan view thereof; and,

FIG. 3 is an end view thereof, an opposite end view being a mirror image thereof.

**1 Claim, 1 Drawing Sheet**



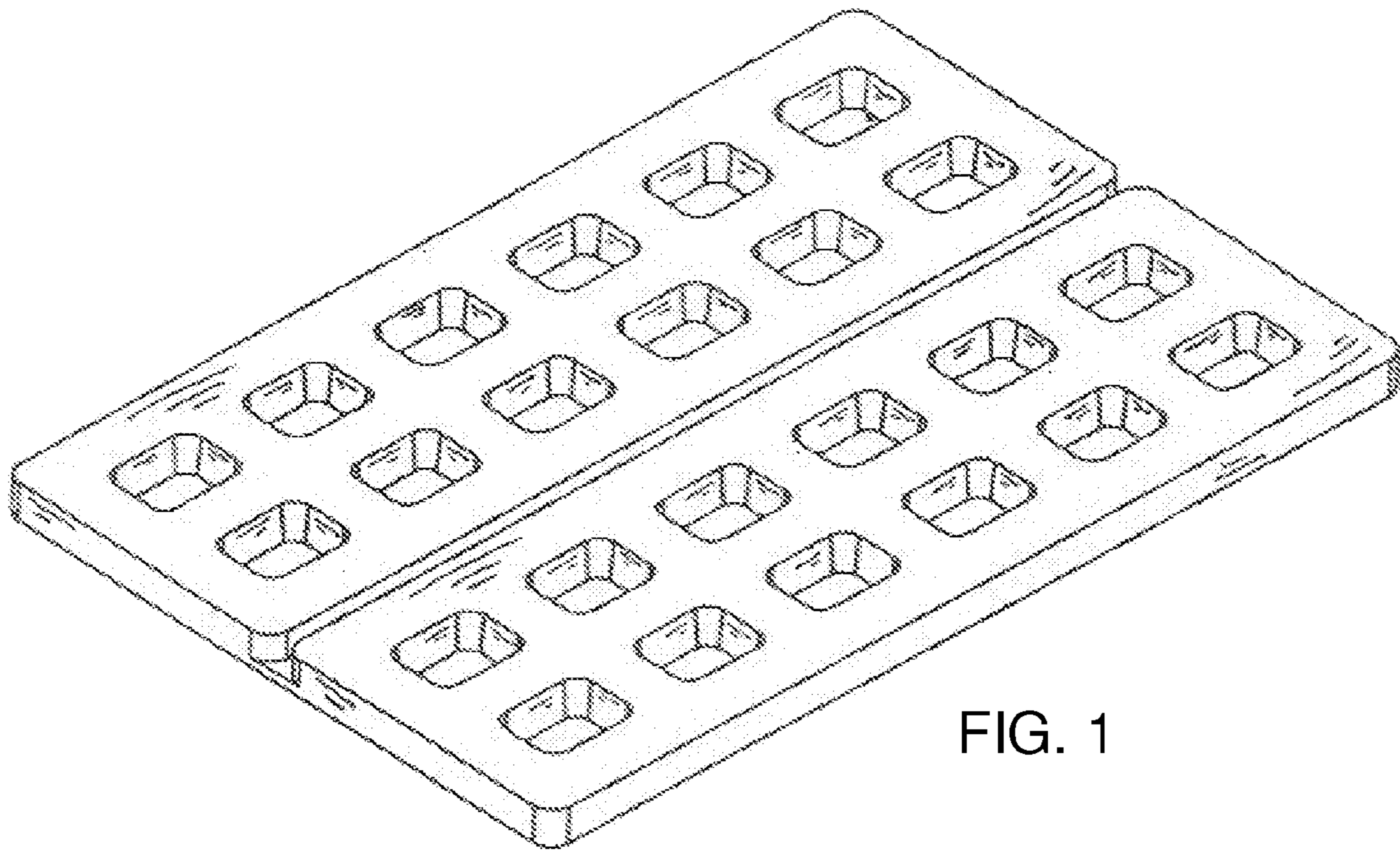


FIG. 1

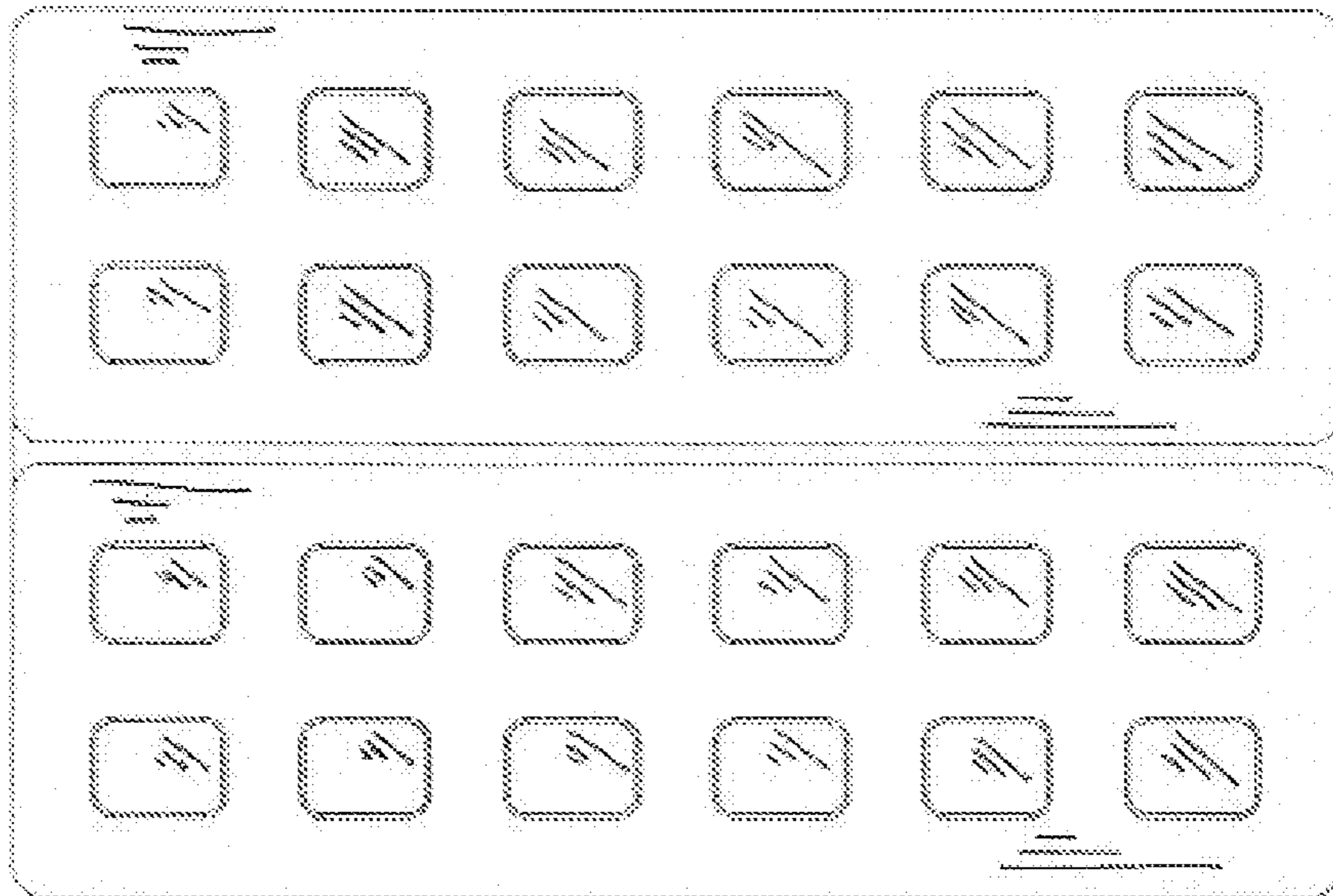


FIG. 2




FIG. 3