

US00D565736S

(12) **United States Design Patent**
Buethorn

(10) **Patent No.:** **US D565,736 S**
(45) **Date of Patent:** **** Apr. 1, 2008**

(54) **ORTHOSIS**

(75) Inventor: **Donald R. Buethorn**, Ferndale, WA
(US)

(73) Assignee: **Cascade DAFO, Inc.**, Ferndale, WA
(US)

(**) Term: **14 Years**

(21) Appl. No.: **29/280,224**

(22) Filed: **May 21, 2007**

Related U.S. Application Data

(62) Division of application No. 29/254,206, filed on Feb. 17, 2006, now Pat. No. Des. 546,462.

(51) **LOC (8) Cl.** **24-01**

(52) **U.S. Cl.** **D24/192**

(58) **Field of Classification Search** D24/190-192,
D24/64; 602/16, 22-3, 26-9, 65, 5-6; 128/80,
128/87, 88, 153, 583; 36/44, 68, 69, 115-7,
36/140; D2/961

See application file for complete search history.

(56) **References Cited**

U.S. PATENT DOCUMENTS

212,261 A	2/1879	Pugsley	
346,606 A	8/1886	Pugsley	
1,465,233 A	8/1923	Posner	
2,348,300 A	5/1944	Klaus	
3,068,872 A	12/1962	Brody	
3,333,353 A	8/1967	Garcia	
3,545,447 A	12/1970	Silverman	
3,584,622 A	6/1971	Domenico	
D255,384 S	6/1980	Finnieston	
D257,594 S *	12/1980	Finnieston	D24/192
4,346,525 A	8/1982	Larsen et al.	
4,705,025 A	11/1987	Dedo	
4,759,357 A	7/1988	Allart et al.	
D297,368 S *	8/1988	Womack	D24/192
4,821,430 A	4/1989	Flemming et al.	
5,174,052 A	12/1992	Schoenhaus et al.	
D357,349 S	4/1995	Vasyli	

D358,249 S	5/1995	Vasyli	
D358,891 S *	5/1995	Miller	D24/192
D373,194 S *	8/1996	Grifka	D24/192
D391,749 S	3/1998	Fisher et al.	
5,887,591 A *	3/1999	Powell et al.	128/882
6,076,286 A	6/2000	Donnadieu	
6,173,511 B1	1/2001	Perrault	
6,517,505 B1	2/2003	Veldman	
6,629,945 B1	10/2003	Stomgren	
D485,667 S	1/2004	Kielt et al.	
6,726,645 B1 *	4/2004	Davis	602/27
6,793,640 B1 *	9/2004	Avon	602/23
6,827,696 B1 *	12/2004	Maguire	602/27
6,860,864 B2 *	3/2005	Meyer	602/27
6,922,919 B2	8/2005	Chenevert	
2005/0240133 A1 *	10/2005	Rooney	602/23
2005/0273028 A1 *	12/2005	Reynolds et al.	602/27

OTHER PUBLICATIONS

U.S. Appl. No. 29/254,216, filed Feb. 17, 2006, Buethorn, Donald R.

(Continued)

Primary Examiner—Robert M. Spear
Assistant Examiner—Susan E Krakower
(74) *Attorney, Agent, or Firm*—Davis Wright Tremaine LLP; George C. Rondeau, Jr.

(57) **CLAIM**

The ornamental design for an orthosis, as shown and described.

DESCRIPTION

FIG. 1 is a front perspective view of an orthosis showing my new design.

FIG. 2 is a front elevational view thereof.

FIG. 3 is a rear elevational view thereof.

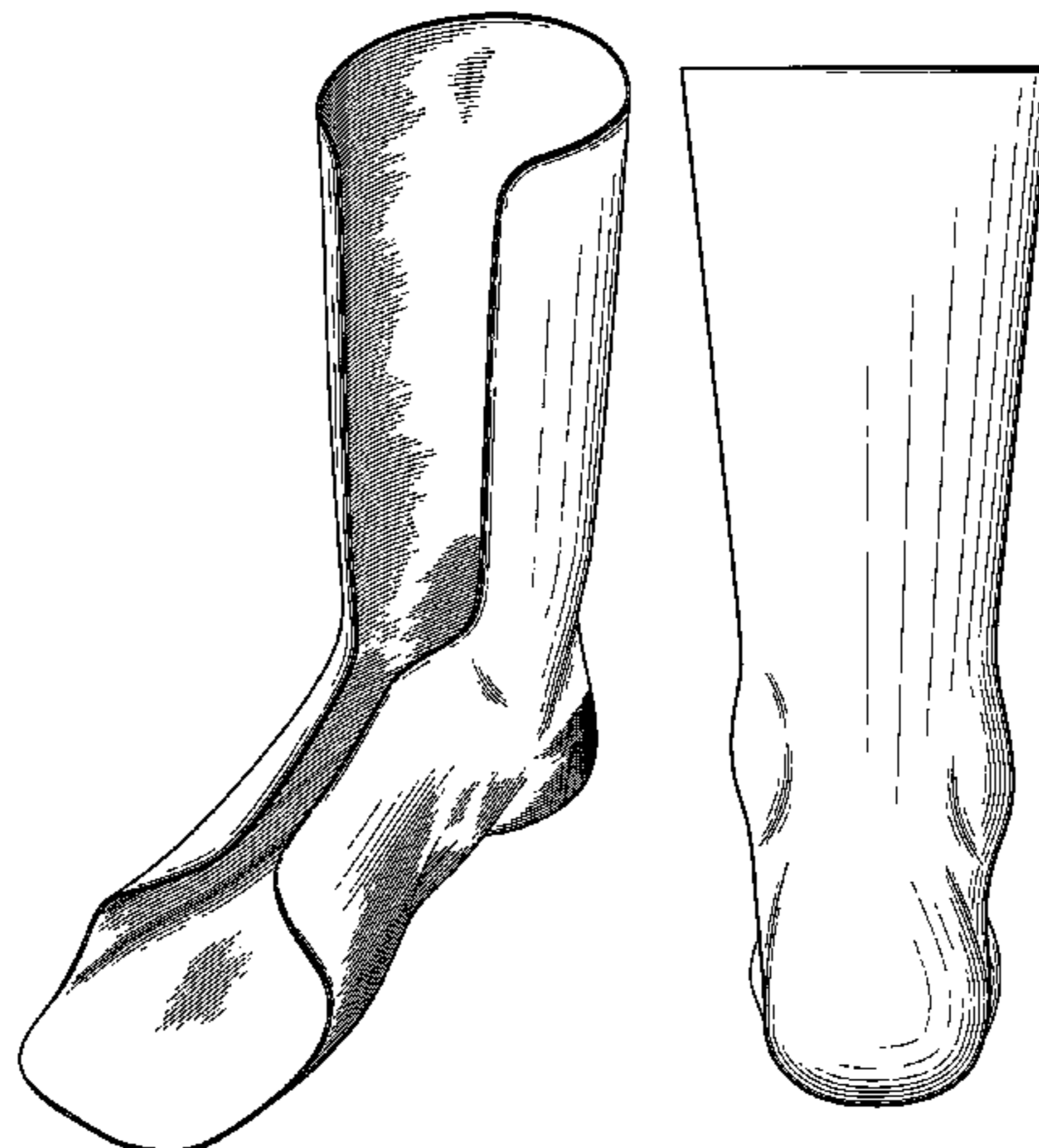
FIG. 4 is a left side elevational view thereof.

FIG. 5 is a right side elevational view thereof.

FIG. 6 is a top plan view thereof; and,

FIG. 7 is a bottom plan view thereof.

1 Claim, 7 Drawing Sheets



US D565,736 S

Page 2

OTHER PUBLICATIONS

U.S. Appl. No. 29/254,215, filed Feb. 17, 2006, Buethorn, Donald R.
U.S. Appl. No. 29/254,211, filed Feb. 17, 2006, Buethorn, Donald R.
U.S. Appl. No. 29/254,207, filed Feb. 17, 2006, Buethorn, Donald R.

U.S. Appl. No. 29/254,206, filed Feb. 17, 2006, Buethorn, Donald R.
U.S. Appl. No. 29/280,223, filed May 21, 2007, Buethorn, Donald R.
U.S. Appl. No. 29/280,227, filed May 21, 2007, Buethorn, Donald R.

* cited by examiner



Fig. 1

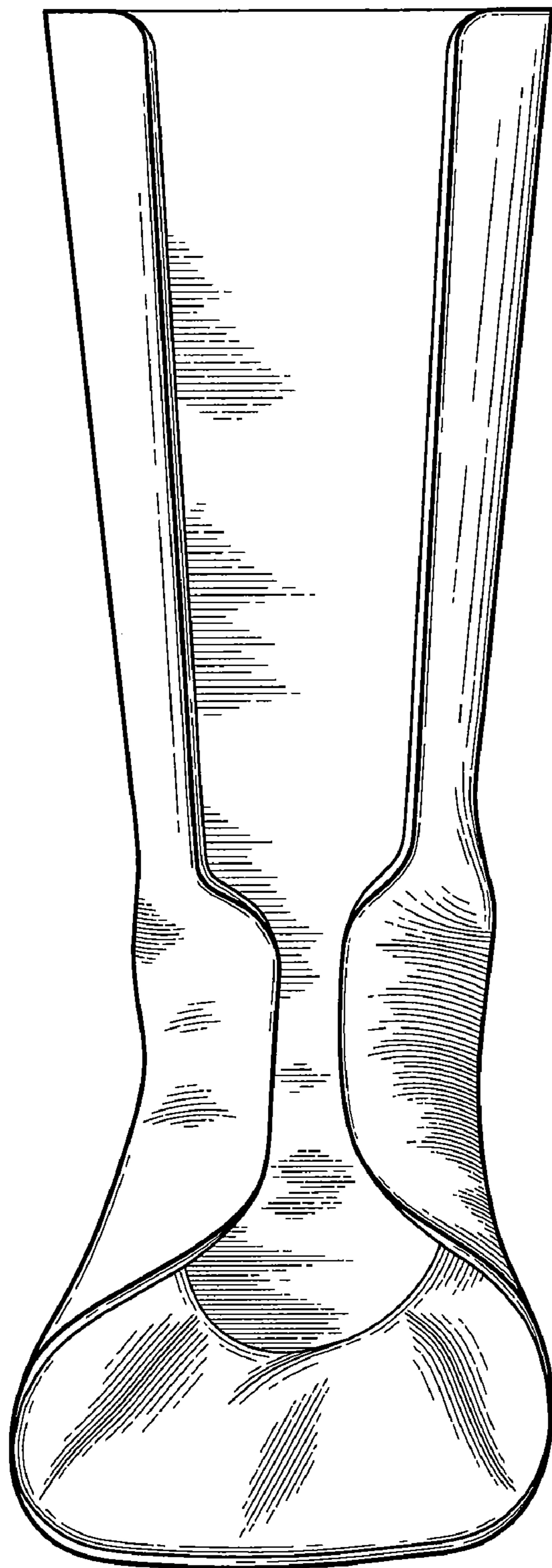


Fig. 2

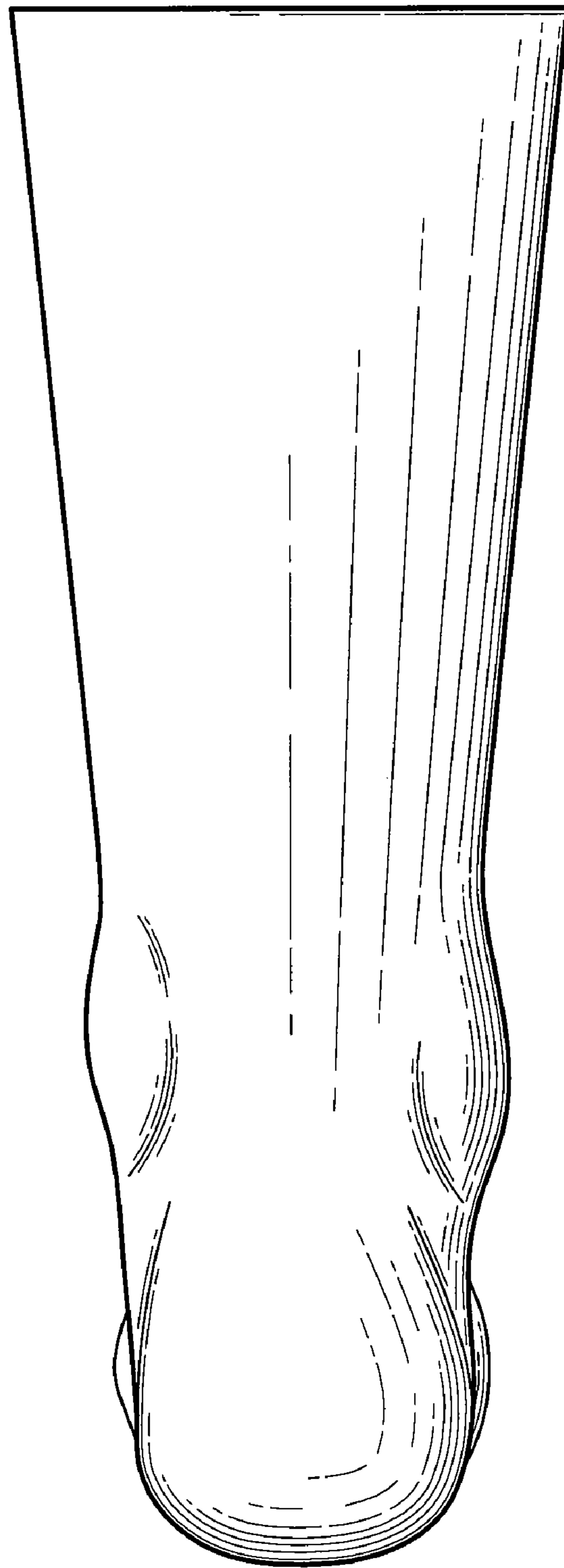


Fig. 3



Fig. 4



Fig. 5

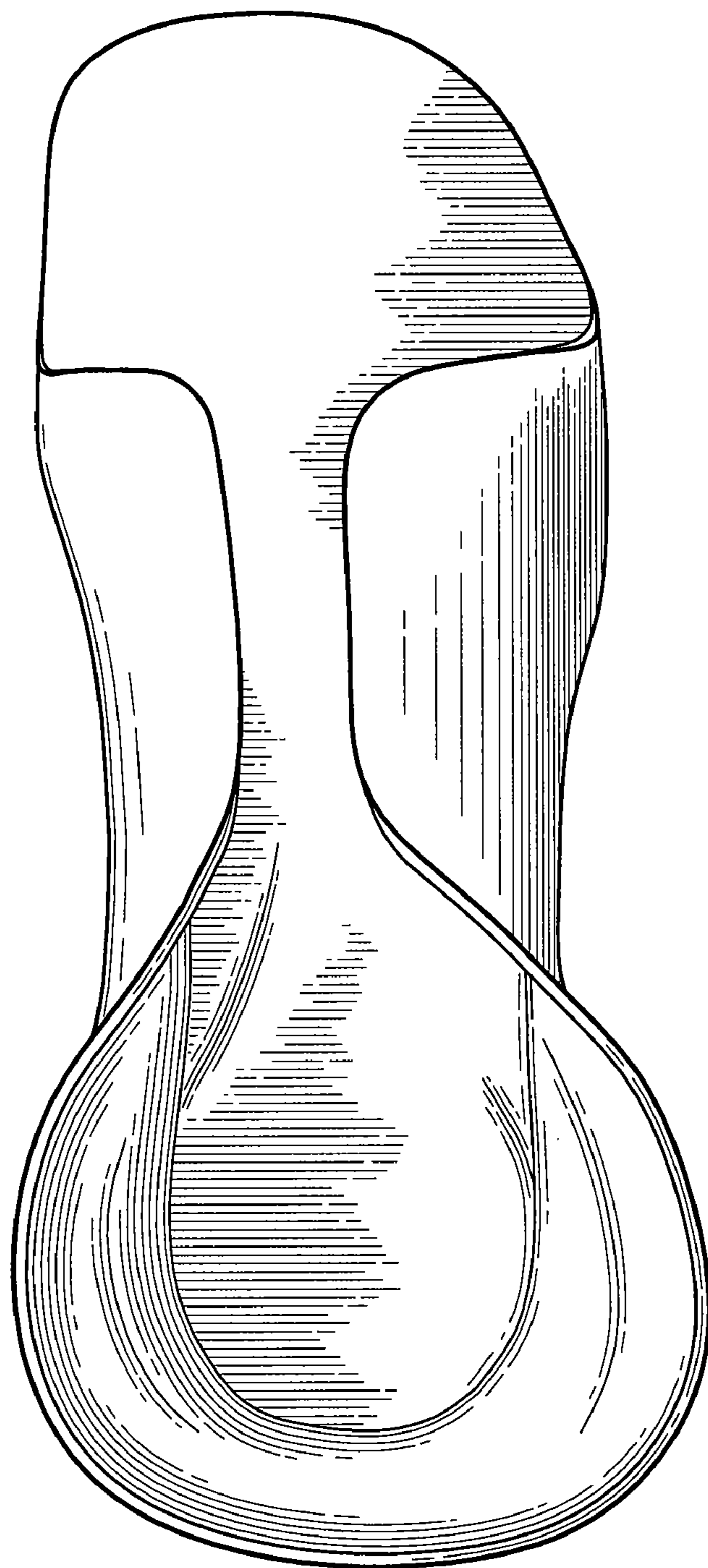


Fig. 6

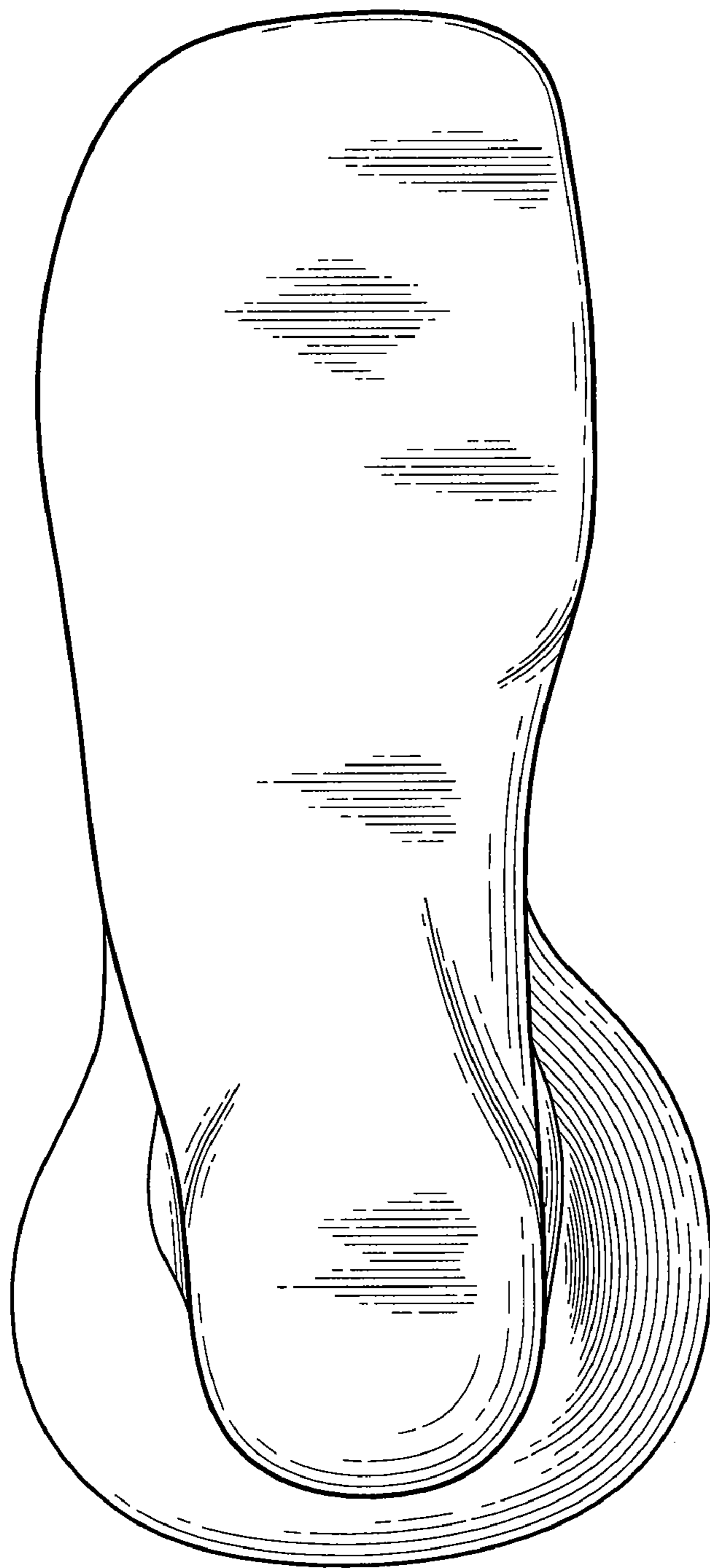


Fig. 7