



US00D565708S

(12) **United States Design Patent**
Genord et al.

(10) **Patent No.:** **US D565,708 S**

(45) **Date of Patent:** **** Apr. 1, 2008**

(54) **TUB BENCH**

D375,638 S * 11/1996 Dhanapal et al. D6/335
D550,002 S * 9/2007 Genord et al. D6/502

(75) Inventors: **Daniel Genord**, South Lyon, MI (US);
Evan Carpenter-Crawford,
Farmington Hills, MI (US); **Jeffrey**
DeBoer, Ann Arbor, MI (US)

* cited by examiner

Primary Examiner—Robert A. Delehanty
(74) *Attorney, Agent, or Firm*—Edgar A. Zarins; Lloyd D.
Doigan

(73) Assignee: **Liberty Hardware Mfg. Corp.**,
Winston-Salem, NC (US)

(57) **CLAIM**

(**) Term: **14 Years**

The ornamental design for a tub bench, as shown and
described.

(21) Appl. No.: **29/271,104**

DESCRIPTION

(22) Filed: **Jan. 10, 2007**

(51) **LOC (8) Cl.** **23-02**

FIG. 1 is a perspective view of a tub bench showing our new
design;

(52) **U.S. Cl.** **D23/304**

FIG. 2 is a top plan view thereof;

(58) **Field of Classification Search** D23/271,
D23/273, 275, 277, 280.1, 283, 303, 306;
4/546, 538, 552, 596–597, 612–614, 661;
D24/204–205; D6/355, 349

FIG. 3 is a side view thereof, the opposite side being a mirror
image of the side shown; and,

See application file for complete search history.

FIG. 4 is an end view thereof.

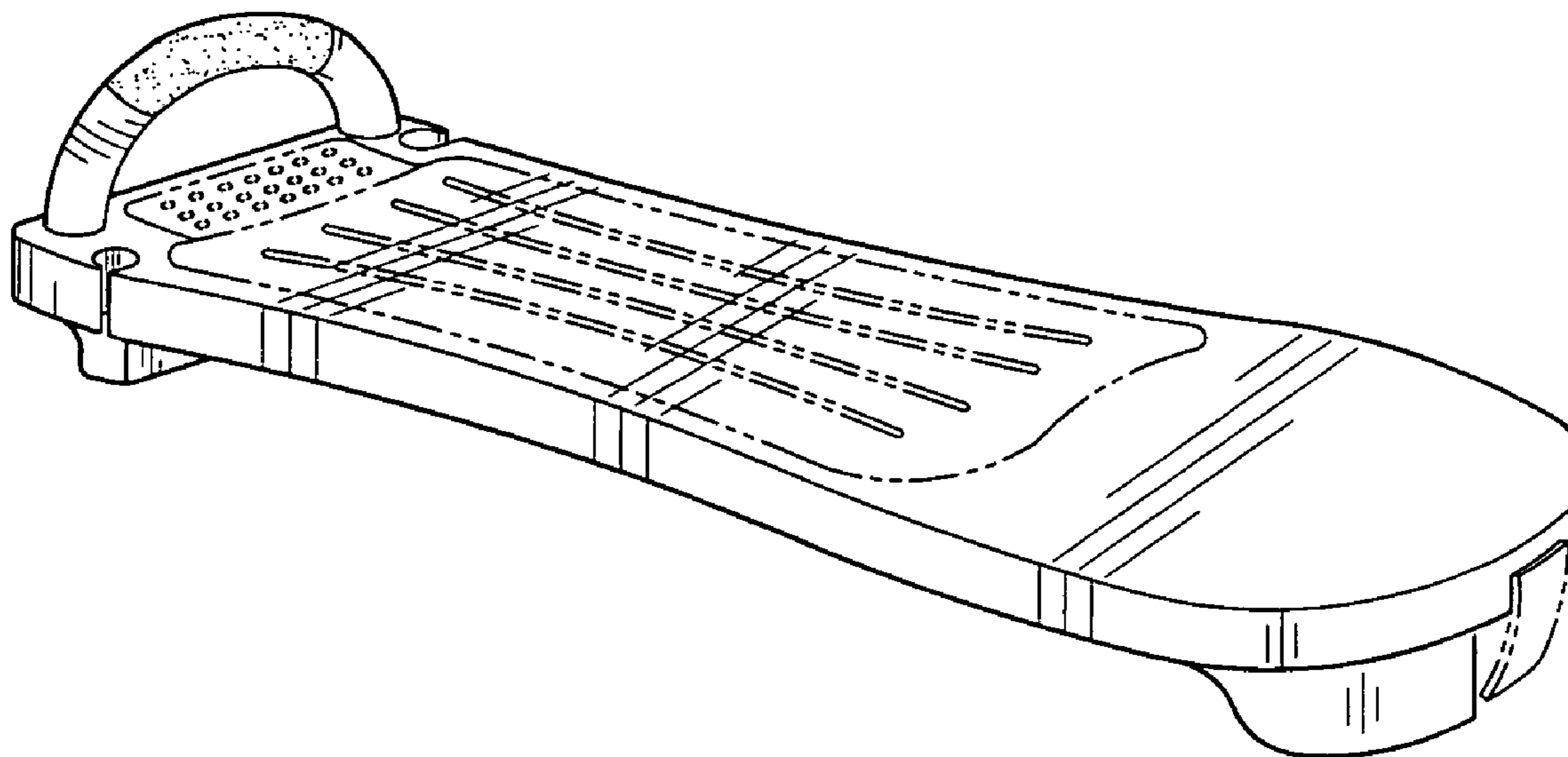
The broken line showing of surface ornamentation in FIGS.
1 and 2 is for illustrative purposes only and forms no part of
the claimed design.

(56) **References Cited**

U.S. PATENT DOCUMENTS

D190,624 S * 6/1961 Morrison D23/304

1 Claim, 1 Drawing Sheet



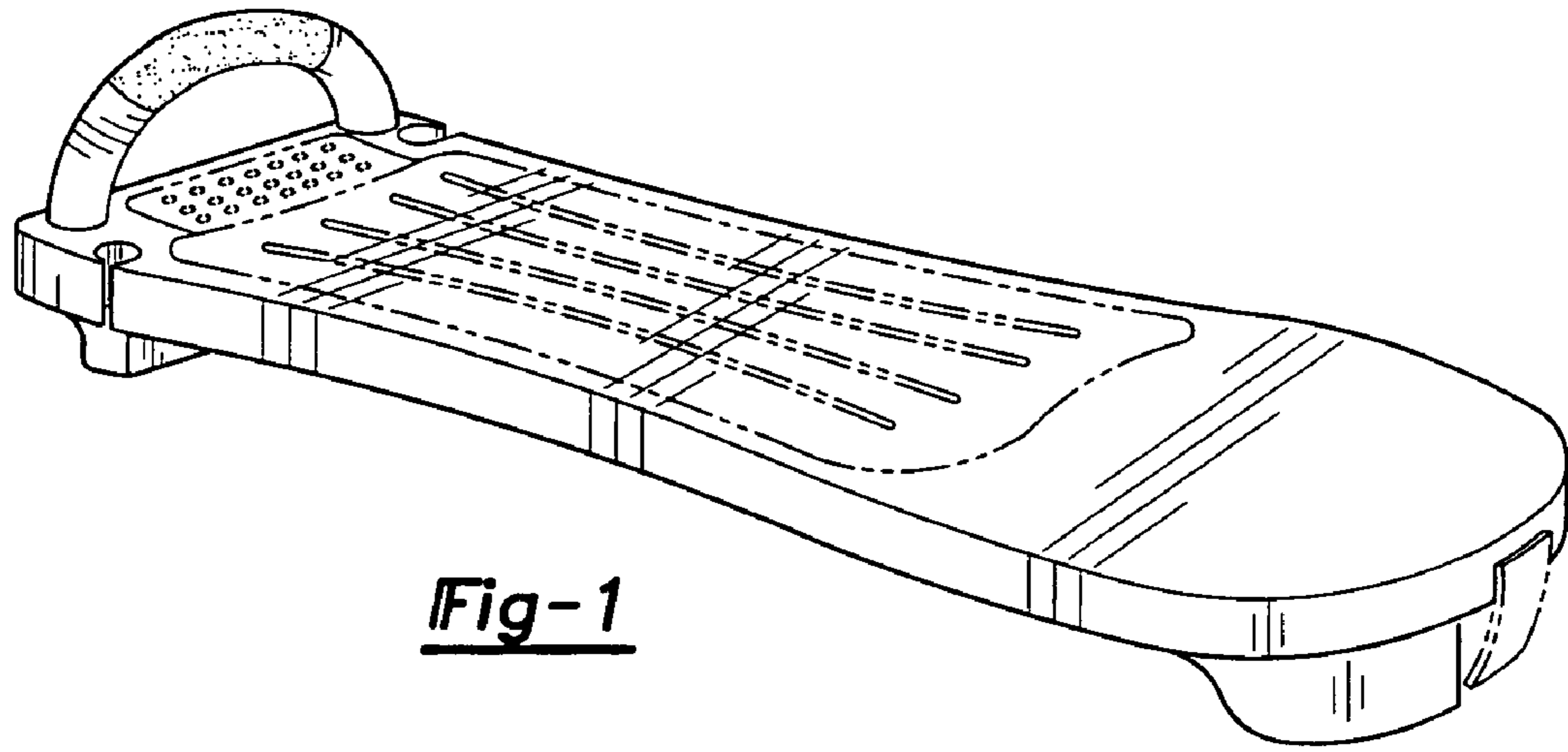


Fig-1

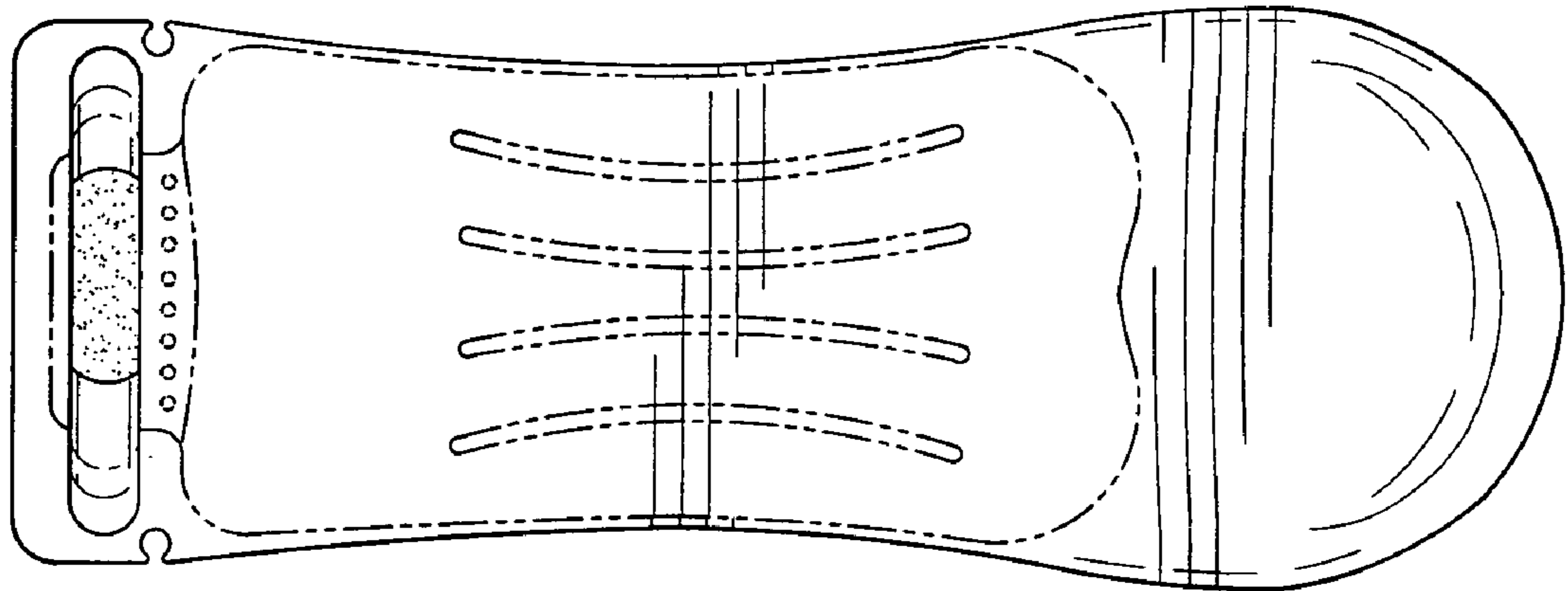


Fig-2



Fig-3

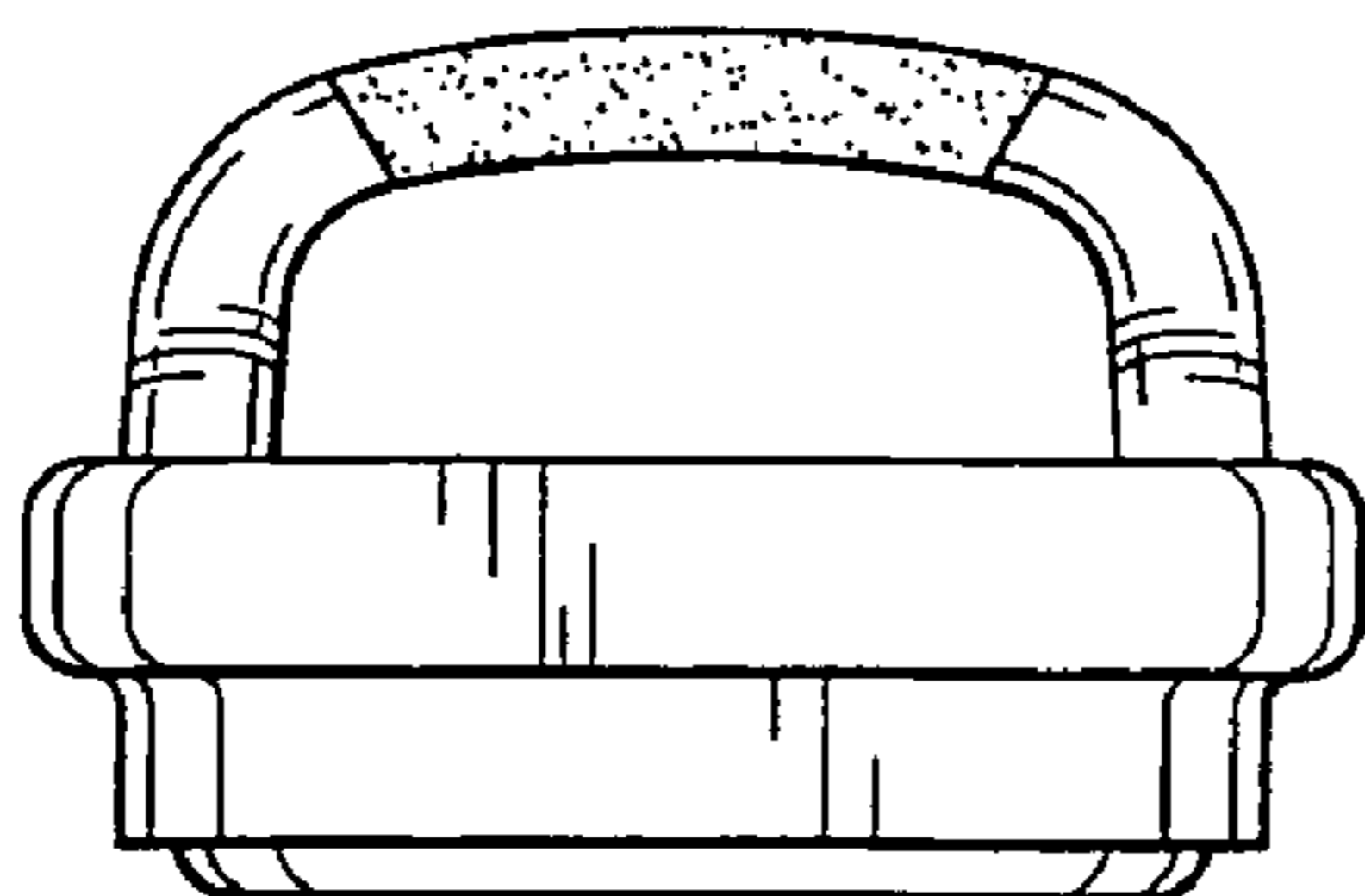


Fig-4