



US00D565695S

(12) **United States Design Patent**
Wihk

(10) **Patent No.:** **US D565,695 S**

(45) **Date of Patent:** **** Apr. 1, 2008**

(54) **FLOATABLE SCREEN AND SUCTION DEVICE**

4,179,379 A * 12/1979 Mitchell 210/242.1
4,973,403 A * 11/1990 Kozey 210/170.09
D437,094 S * 1/2001 Ward D32/35

(75) Inventor: **Eiwe Wihk**, Karlstad (SE)

* cited by examiner

(73) Assignee: **F P D Scandinavia AB**, Kage (SE)

Primary Examiner—Robin V Webster

(**) Term: **14 Years**

(74) *Attorney, Agent, or Firm*—Nixon & Vanderhye P.C.

(21) Appl. No.: **29/273,376**

(57) **CLAIM**

(22) Filed: **Mar. 5, 2007**

The ornamental design for a “floatable screen and suction device,” as shown and described.

(30) **Foreign Application Priority Data**

DESCRIPTION

Sep. 8, 2006 (SE) 06-0471

(51) **LOC (8) Cl.** **23-01**

FIG. 1 is a perspective view of the floatable screen and suction device according to the present invention;

(52) **U.S. Cl.** **D23/209; D23/210**

FIG. 2 is a side perspective view thereof;

(58) **Field of Classification Search** D23/207–210;
210/242.1, 498, 416.1, 416.2, 460; D32/15
See application file for complete search history.

FIG. 3 is a plan view thereof;

FIG. 4 is a front end view thereof;

(56) **References Cited**

FIG. 5 is a back end view thereof; and,


U.S. PATENT DOCUMENTS

FIG. 6 is a side view thereof (the opposite side being a mirror image).

2,508,952 A * 5/1950 Kline 210/131

3,782,552 A * 1/1974 Wendell 210/242.1

1 Claim, 6 Drawing Sheets






Fig. 1




Fig. 2




Fig. 3




Fig. 4




Fig. 5




Fig. 6