



US00D565675S

(12) **United States Design Patent**
Severa et al.

(10) **Patent No.:** **US D565,675 S**

(45) **Date of Patent:** **** Apr. 1, 2008**

(54) **CENTRAL PORTION OF A SPORTS RACQUET**

(75) Inventors: **William D. Severa**, Darien, IL (US);
Donald G. Loeffler, Gilberts, IL (US)

(73) Assignee: **Wilson Sporting Goods Co.**, Chicago, IL (US)

(**) Term: **14 Years**

(21) Appl. No.: **29/268,874**

(22) Filed: **Nov. 14, 2006**

(51) **LOC (8) Cl.** **21-02**

(52) **U.S. Cl.** **D21/730**

(58) **Field of Classification Search** D21/729–732,
D21/753; 473/524–557

See application file for complete search history.

(56) **References Cited**

U.S. PATENT DOCUMENTS

D241,560 S	9/1976	Portz	D34/5 ST
D246,061 S	10/1977	Bianchi	D34/5 ST
D247,189 S *	2/1978	Charpentier	D21/730
D253,418 S *	11/1979	Cosmos et al.	D21/730
D257,483 S	11/1980	Drake	D21/212
D257,484 S	11/1980	Drake	D21/212
D273,507 S	4/1984	Yoneyama	D21/212
D283,240 S	4/1986	Melloy	D21/212
D292,522 S	10/1987	Thompson	D21/212
D299,672 S	1/1989	Bosworth, Jr.	D21/212
D305,922 S	2/1990	Mercado	D21/212
D330,925 S *	11/1992	Janes	D21/730
D351,206 S	10/1994	Galarde et al.	D21/226
5,467,982 A *	11/1995	Tseng	473/540
D367,904 S	3/1996	Hodges	D21/212
D369,194 S	4/1996	Severa	D21/212
D407,128 S *	3/1999	Ryu et al.	D21/729

D460,135 S *	7/2002	Lammer	D21/730
6,500,080 B2	12/2002	Severa et al.	473/521
D469,487 S *	1/2003	Severa et al.	D21/729
D469,488 S *	1/2003	Severa et al.	D21/729
6,537,165 B1	3/2003	Mockenhaupt et al.	472/521
6,663,516 B2	12/2003	Severa et al.	473/521
6,840,874 B2	1/2005	Severa et al.	473/531
D502,517 S *	3/2005	Severa et al.	D21/729
D503,442 S *	3/2005	Severa et al.	D21/730

* cited by examiner

Primary Examiner—Mitchell Siegel

(74) *Attorney, Agent, or Firm*—Terence P. O'Brien

(57) **CLAIM**

We claim the ornamental design for a central portion of a sports racquet, as shown and described.

DESCRIPTION

FIG. 1 is a front perspective view of the central portion of a sports racquet;

FIG. 2 is a front view central portion of a sports racquet of FIG. 1;


FIG. 3 is a first side view central portion of a sports racquet of FIG. 1;

FIG. 4 is a second side view central portion of a sports racquet of FIG. 1 opposite the first side view; and,

FIG. 5 is a bottom view central portion of a sports racquet of FIG. 1.

The ornamental design that is claimed is shown in solid lines in the drawings. The broken (dashed) lines shown in FIGS. 1 through 5 are included for the purpose of illustrating environmental elements only and form no part of the claimed design.

1 Claim, 4 Drawing Sheets



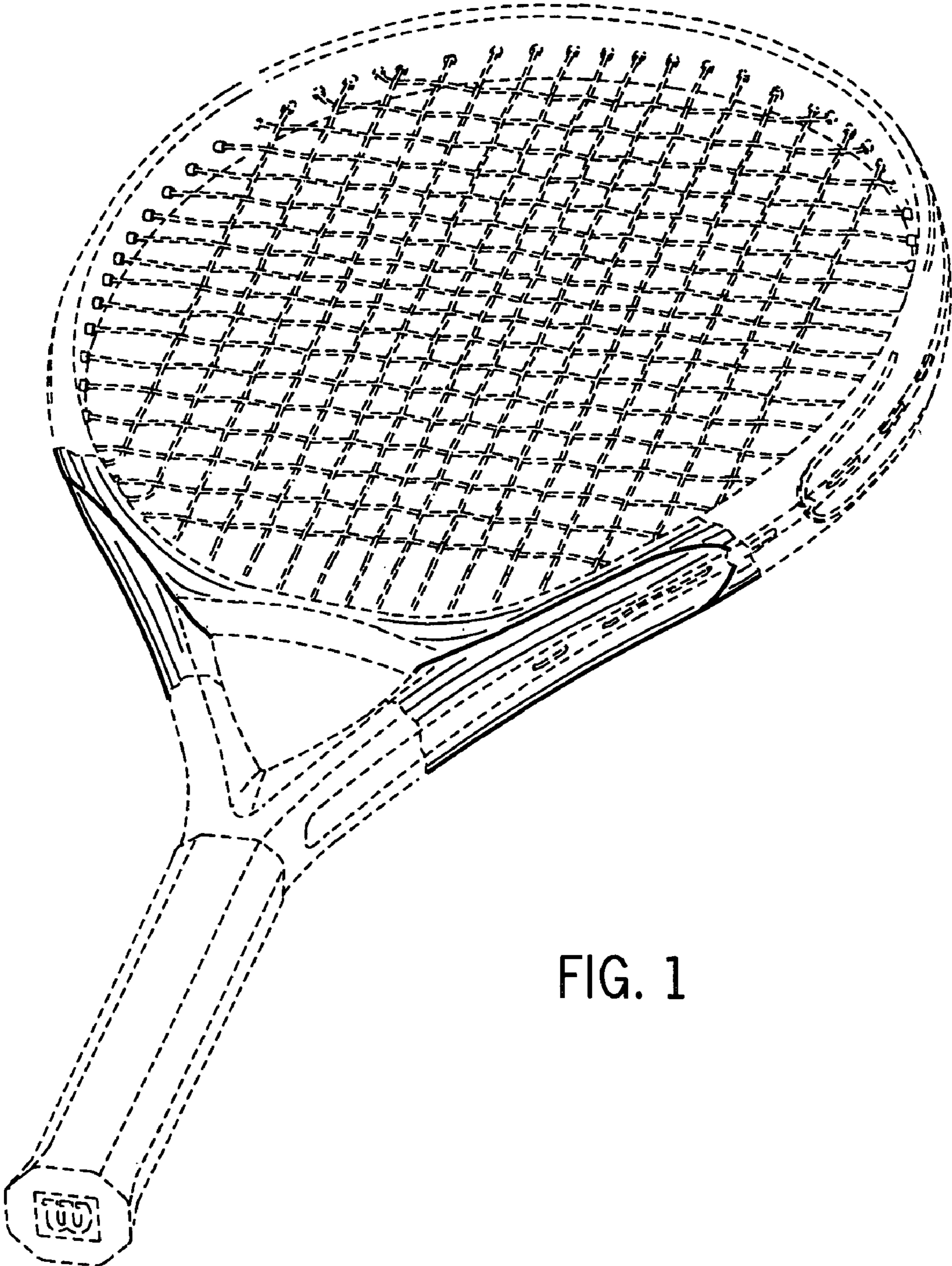


FIG. 1




FIG. 2

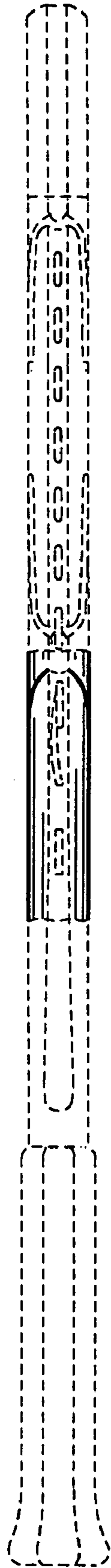


FIG. 3

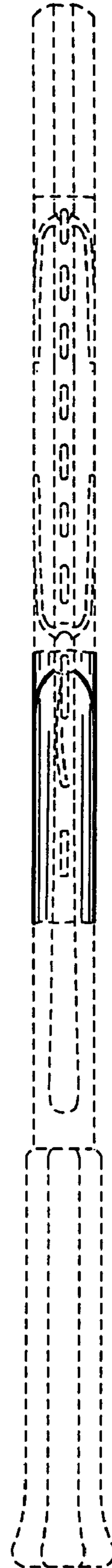


FIG. 4



FIG. 5