

US00D565665S

(12) **United States Design Patent**
McGough et al.

(10) **Patent No.: US D565,665 S**

(45) **Date of Patent: ** Apr. 1, 2008**

(54) **INFORMATIONAL STICKER FOR
AUTOMOBILES**

(76) Inventors: **Bernard McGough**, 37B Kingsley
Road, Eversley, Hook, Hampshire (GB)
RG27 ONA; **William McGough**, 17
Dornockl Cres., Windy Nook,
Gateshead, Tyne & Wear (GB) NE10
9BA

(**) Term: **14 Years**

(21) Appl. No.: **29/253,415**

(22) Filed: **Feb. 6, 2006**

(51) **LOC (8) Cl.** **19-08**

(52) **U.S. Cl.** **D20/11**

(58) **Field of Classification Search** D20/10,
D20/11, 13, 15, 17, 22, 27, 40, 42, 43, 99;
D8/354; D12/193, 400; D19/89, 90; 40/124.01,
40/200, 206, 209, 210, 591, 592, 593, 597,
40/601.01, 606.18, 617, 643, 907, 910; D6/300,
D6/310, 436, 440, 466, 470, 475, 484, 513,
D6/515, 553, 559; 428/179, 914
See application file for complete search history.

(56) **References Cited**

U.S. PATENT DOCUMENTS

1,404,521	A *	1/1922	Hass	40/210
1,494,658	A *	5/1924	Willwerscheid	40/210
1,699,311	A *	1/1929	Randall	40/210
2,180,261	A *	11/1939	Stephenson et al.	40/579
3,226,863	A *	1/1966	Southard	40/120
3,254,437	A *	6/1966	Kursh	40/618

3,255,543	A *	6/1966	Plazibat	40/591
3,359,670	A *	12/1967	Pyc et al.	40/591
D227,235	S *	6/1973	Miller	D8/354
D255,321	S *	6/1980	Stelman	D8/349
4,393,610	A *	7/1983	Adrian	40/625
5,640,179	A *	6/1997	Lake	345/161
D394,538	S *	5/1998	Murray	D2/891
D426,581	S *	6/2000	Gall	D20/13
6,324,778	B1 *	12/2001	Gall	40/594
6,526,679	B1 *	3/2003	Wood	40/1.5
6,848,204	B1 *	2/2005	Nowak	40/209
6,948,200	B2 *	9/2005	Wyman	5/494
7,048,462	B2 *	5/2006	Lanphier	403/188
7,096,614	B1 *	8/2006	Williams	40/1.5

FOREIGN PATENT DOCUMENTS

WO DM/048579 * 7/1999

* cited by examiner

Primary Examiner—Robert M. Spear
Assistant Examiner—Mary Ann Calabrese


(57) **CLAIM**

The ornamental design for an informational sticker for automobiles, as shown and described.

DESCRIPTION

FIG. 1 is a perspective view of our design;
FIG. 2 is a front elevational view of our design;
FIG. 3 is a top view of our design;
FIG. 4 is a bottom view of our design; and,
FIG. 5 is a side view of our design.

1 Claim, 3 Drawing Sheets



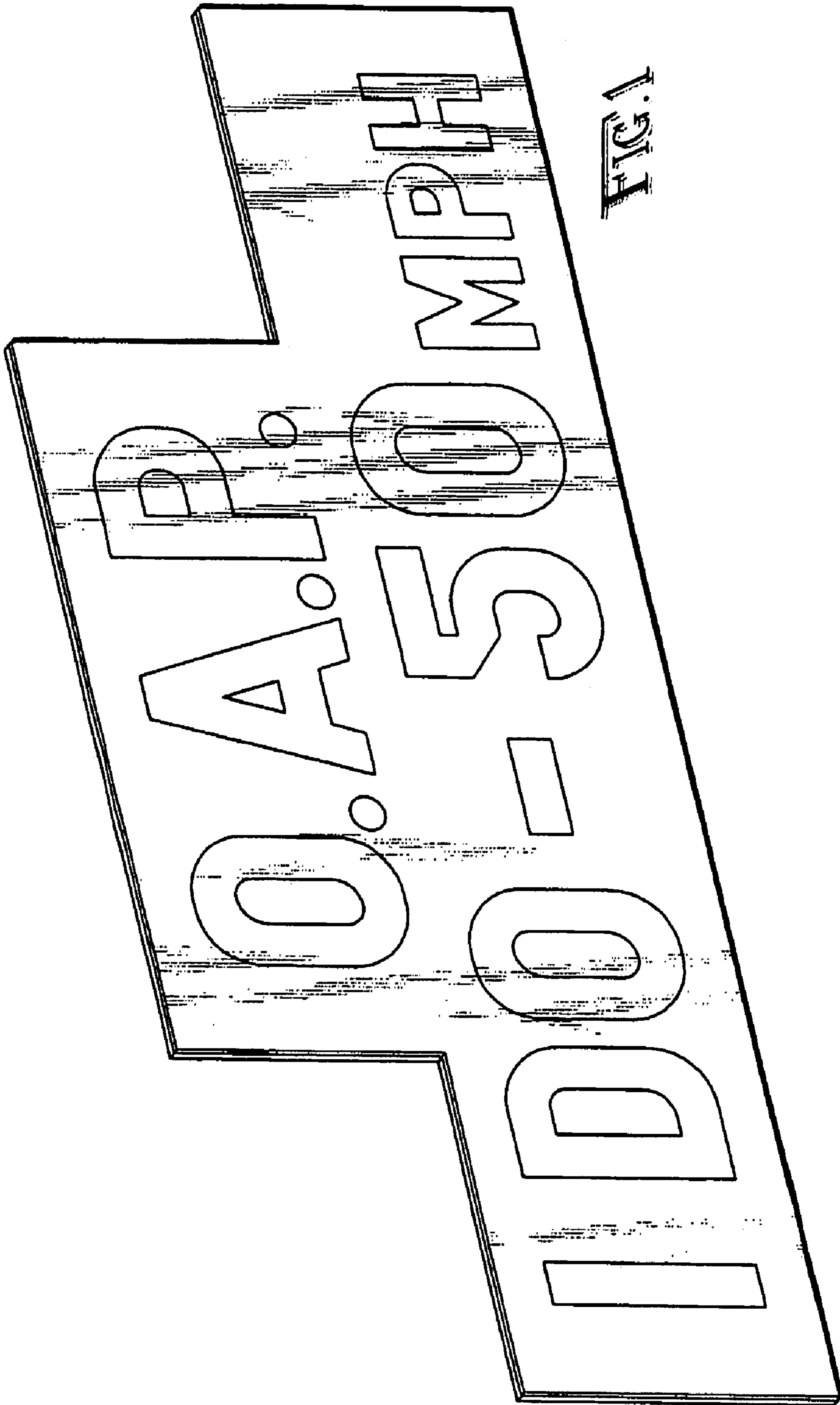


FIG. 1




FIG. 2



FIG. 3



FIG. 4

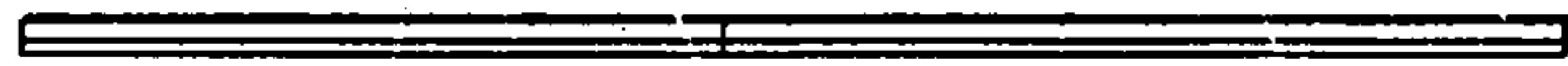


FIG. 5