



US00D565659S

(12) **United States Design Patent**
Webber

(10) **Patent No.:** **US D565,659 S**

(45) **Date of Patent:** **** Apr. 1, 2008**

(54) **ACOUSTIC FEEDBACK LEARNING AID**

(75) Inventor: **Sharon G. Webber**, Greer, SC (US)

(73) Assignee: **Super Duper Publications**, Greenville, SC (US)

(**) Term: **14 Years**

(21) Appl. No.: **29/267,825**

(22) Filed: **Oct. 23, 2006**

(51) **LOC (8) Cl.** **19-07**

(52) **U.S. Cl.** **D19/60**

(58) **Field of Classification Search** D19/59-64,
D19/41-51; 434/295-296, 308-309, 433;
D14/158, 420-431, 346, 385, 453; 235/375,
235/378, 385, 454, 485, 472.01; D21/324,
D21/329, 475, 517

See application file for complete search history.

(56) **References Cited**

U.S. PATENT DOCUMENTS

- D261,669 S * 11/1981 Tran et al. D21/329
- D287,145 S * 12/1986 Shilton et al. D21/324
- D318,306 S * 7/1991 Cheung D19/60
- D406,867 S * 3/1999 Wise et al. D21/517
- D410,046 S * 5/1999 Fletcher D21/517
- D420,404 S * 2/2000 Yiu D21/475
- D420,405 S * 2/2000 Plain et al. D21/517
- D453,793 S * 2/2002 Hou D19/60

D473,203 S * 4/2003 Enos et al. D14/158

* cited by examiner

Primary Examiner—Robert A. Delehanty

Assistant Examiner—Mark Cavanna

(74) *Attorney, Agent, or Firm*—McNair Law Firm, P.A.;
Seann P. Lahey

(57) **CLAIM**

The ornamental design for acoustic feedback learning aid, as shown and described.

DESCRIPTION

FIG. 1 is a front perspective view of the acoustic feedback learning aid design;

FIG. 2 is a front plan view of the acoustic feedback learning aid design;

FIG. 3 is rear plan view of the acoustic feedback learning aid design;

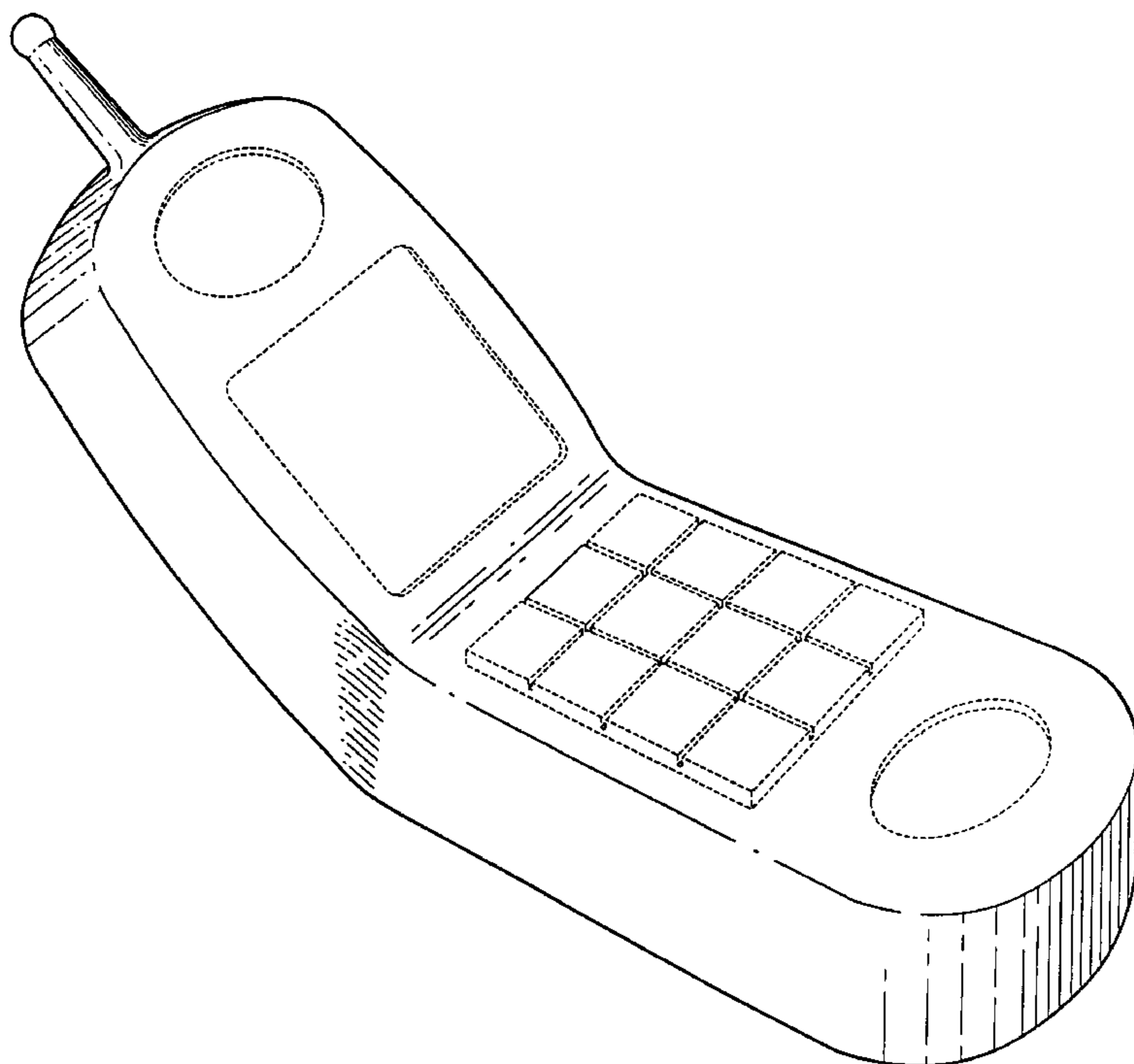
FIG. 4 is a side elevation view of the acoustic feedback learning aid design, with the opposite side being symmetrical thereto;

FIG. 5 is top plan view of the acoustic feedback learning aid design; and,

FIG. 6 is a bottom plan view of the acoustic feedback learning aid design.

The broken line disclosures shown in the Figures of the acoustic feedback learning aid design are for illustrative purposes only and forms no part of the claimed design.

1 Claim, 3 Drawing Sheets



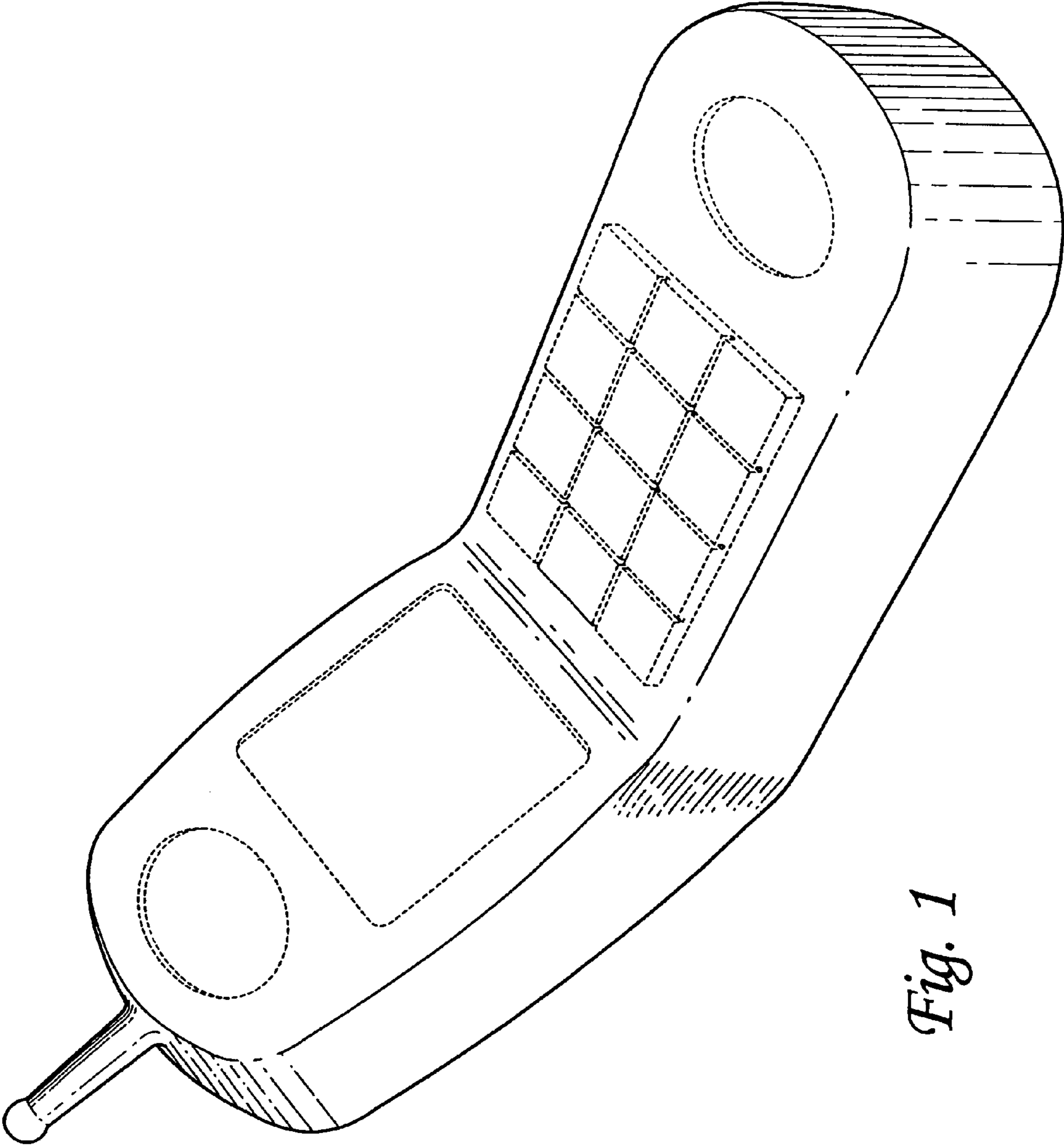


Fig. 1




Fig. 3

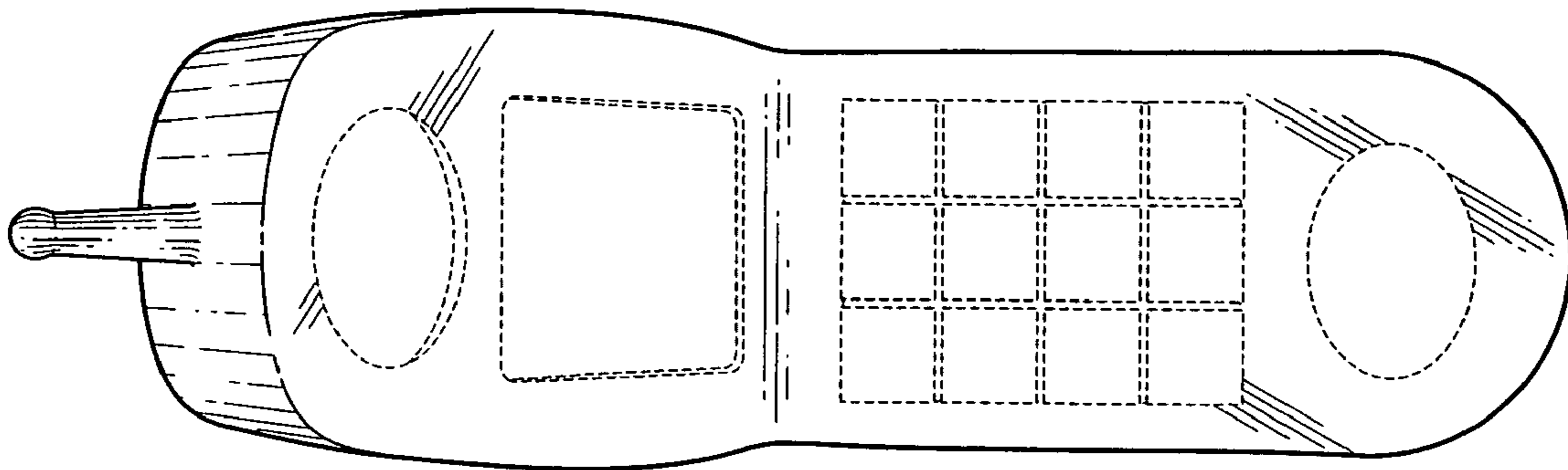


Fig. 2

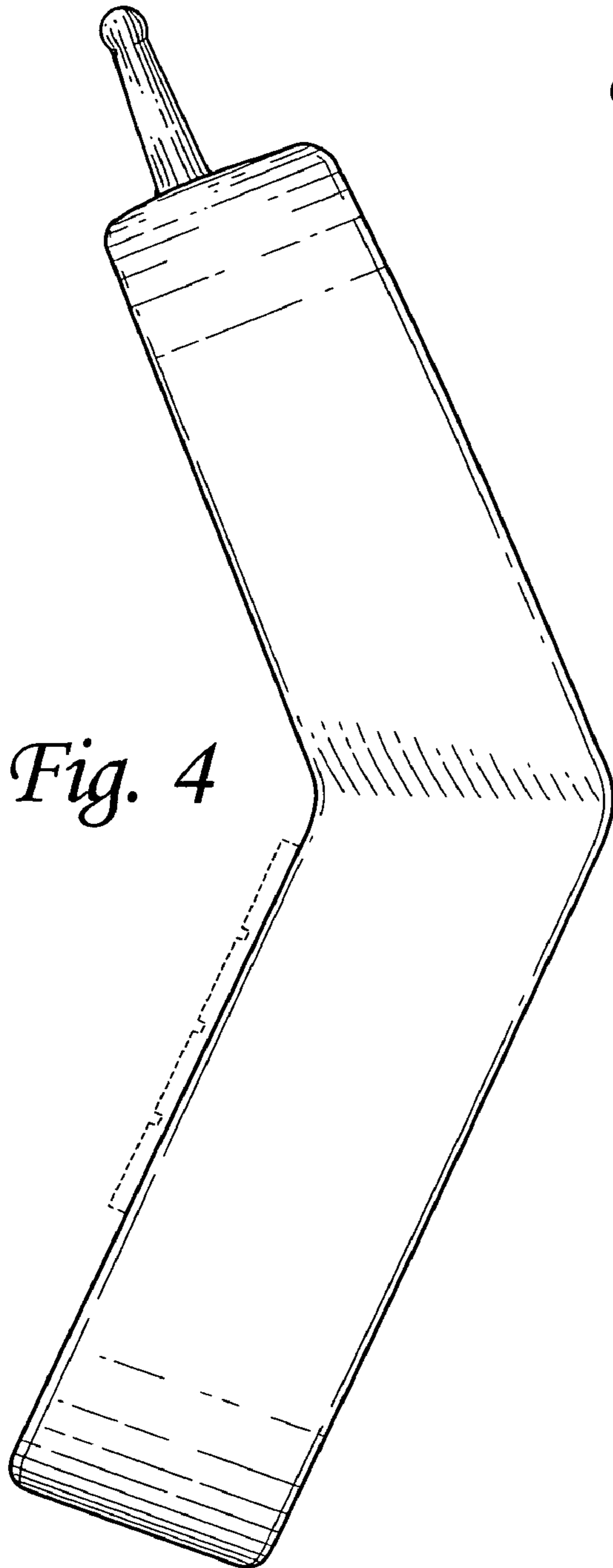


Fig. 4

Fig. 5




Fig. 6

