

US00D565644S

(12) **United States Design Patent**
Hattori

(10) **Patent No.:** **US D565,644 S**

(45) **Date of Patent:** **** Apr. 1, 2008**

(54) **TAPE PRINTING MACHINE**

(75) Inventor: **Mitsuharu Hattori**, Nagoya (JP)

(73) Assignee: **Brother Industries, Ltd.**, Nagoya (JP)

(**) Term: **14 Years**

(21) Appl. No.: **29/269,106**

(22) Filed: **Nov. 21, 2006**

(30) **Foreign Application Priority Data**

Jun. 2, 2006 (JP) 2006-014315

(51) **LOC (8) Cl.** **18-99**

(52) **U.S. Cl.** **D18/19**

(58) **Field of Classification Search** D18/14-21,
D18/7; 101/334, 327-328, 405, 352.07,
101/DIG. 30; 118/264, 268; D5/4-6, 20-25,
D5/62; 164/45; D13/168; D14/399, 218
See application file for complete search history.

(56) **References Cited**

U.S. PATENT DOCUMENTS

D279,108 S * 6/1985 Sawada D18/7
D308,391 S * 6/1990 Sakaguchi et al. D18/7
D344,537 S * 2/1994 Tsuchida et al. D18/19
D359,753 S * 6/1995 Salinas et al. D18/19
D494,208 S * 8/2004 Wada et al. D18/7

D503,190 S * 3/2005 Hattori D18/19
D525,284 S * 7/2006 Matsumoto et al. D18/19
D526,005 S * 8/2006 Matsumoto D18/19
D546,376 S * 7/2007 Ono et al. D18/7
D546,377 S * 7/2007 Ono et al. D18/7

* cited by examiner

Primary Examiner—Charles A. Rademaker

(74) *Attorney, Agent, or Firm*—Oliff & Berridge, PLC

(57) **CLAIM**

The ornamental design for a tape printing machine, as shown and described.

DESCRIPTION

FIG. 1 is a perspective view of a tape printing machine showing my new design;

FIG. 2 is a front view thereof;

FIG. 3 is a top view thereof;

FIG. 4 is a right-side view thereof;


FIG. 5 is a left-side view thereof;

FIG. 6 is a rear view thereof; and,

FIG. 7 is a bottom view thereof.

The broken lines are for illustrative purposes only and form no part of the claimed design.

1 Claim, 5 Drawing Sheets



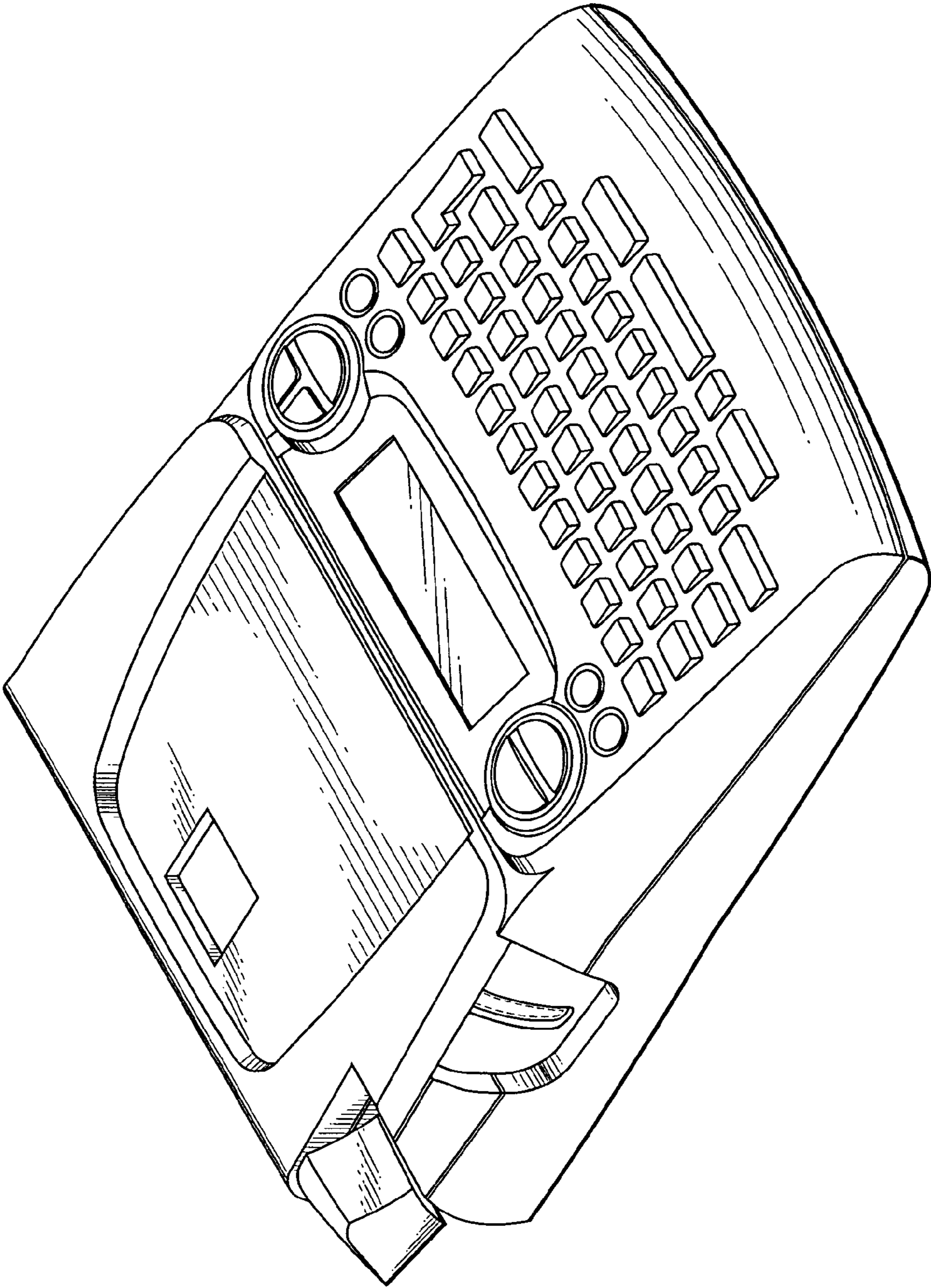


FIG. 1

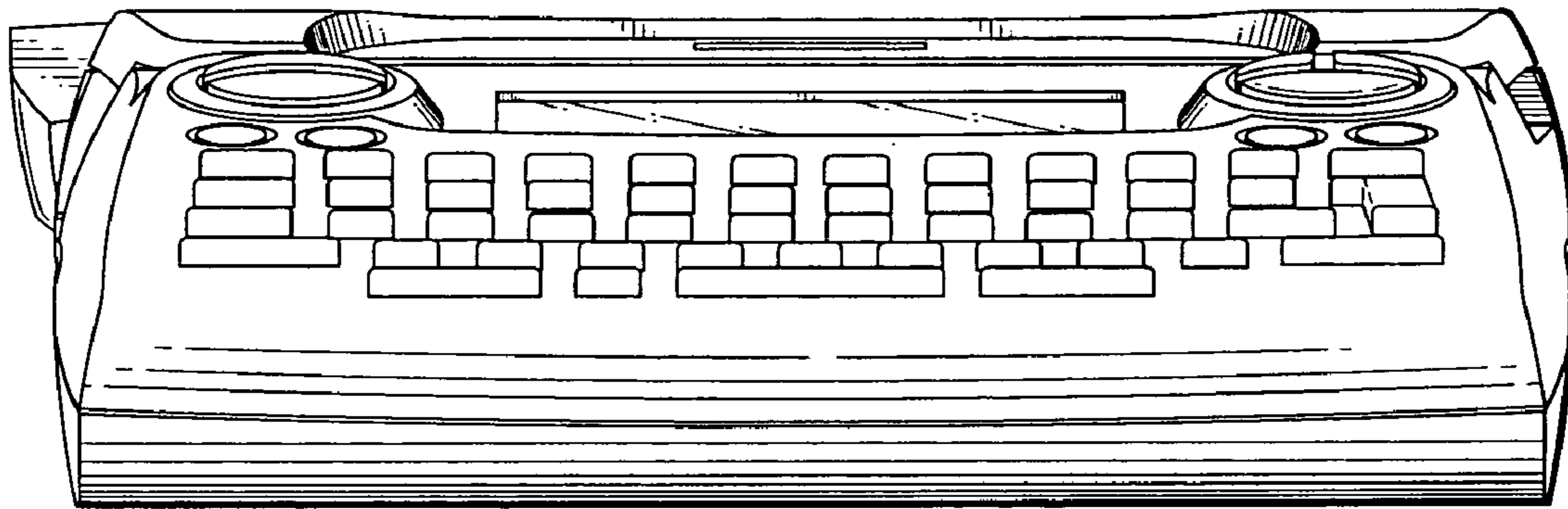


FIG. 2




FIG. 3

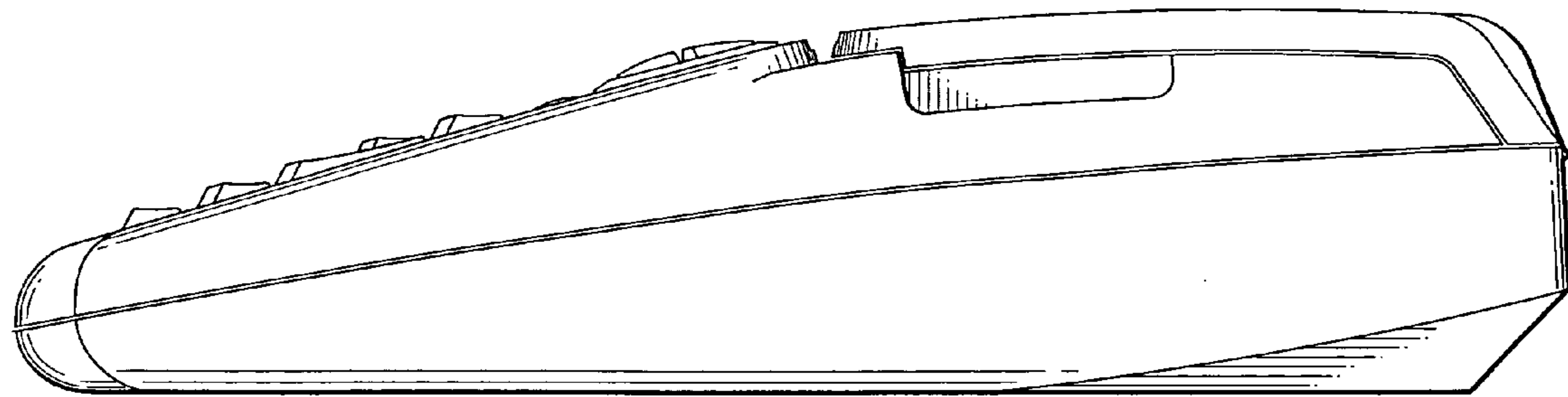


FIG. 4

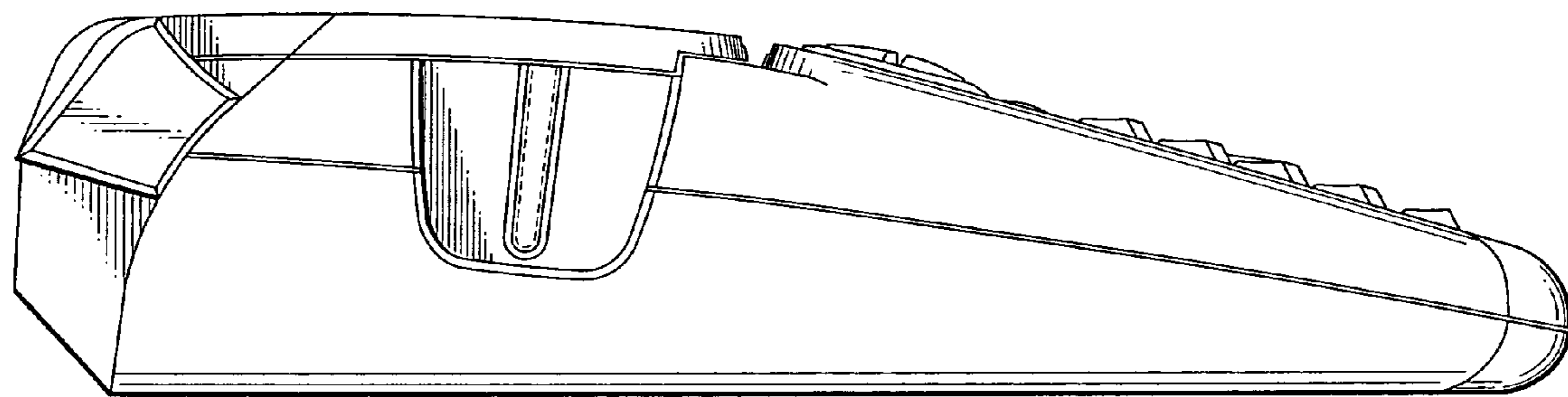


FIG. 5

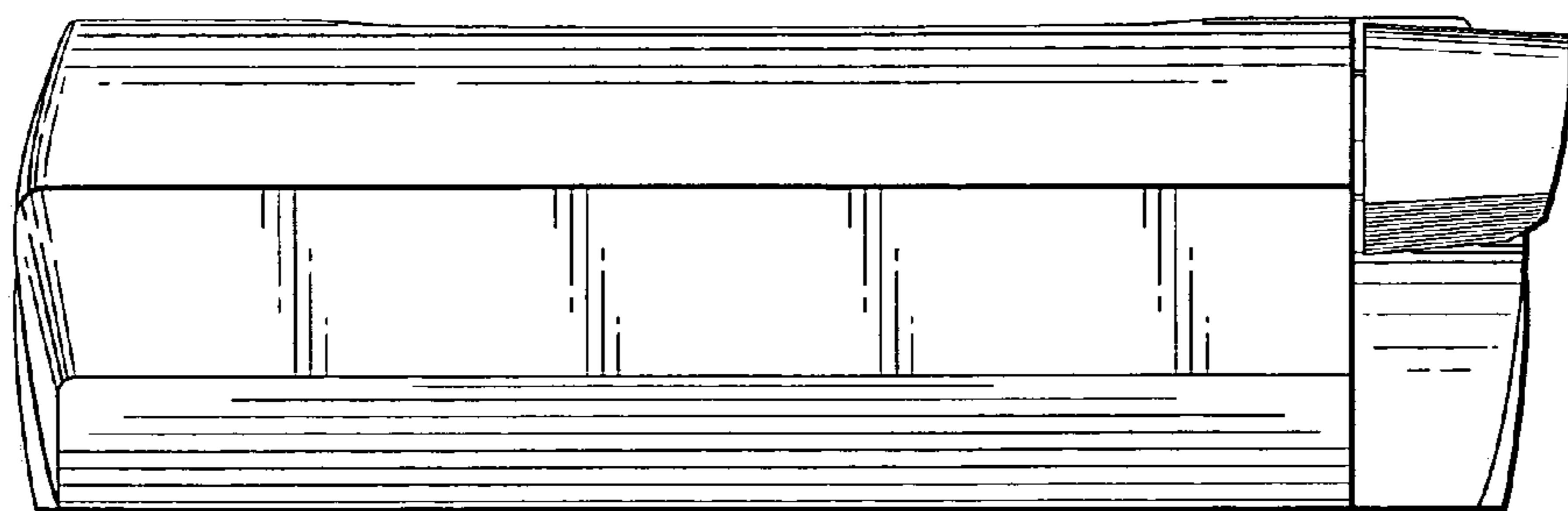


FIG. 6

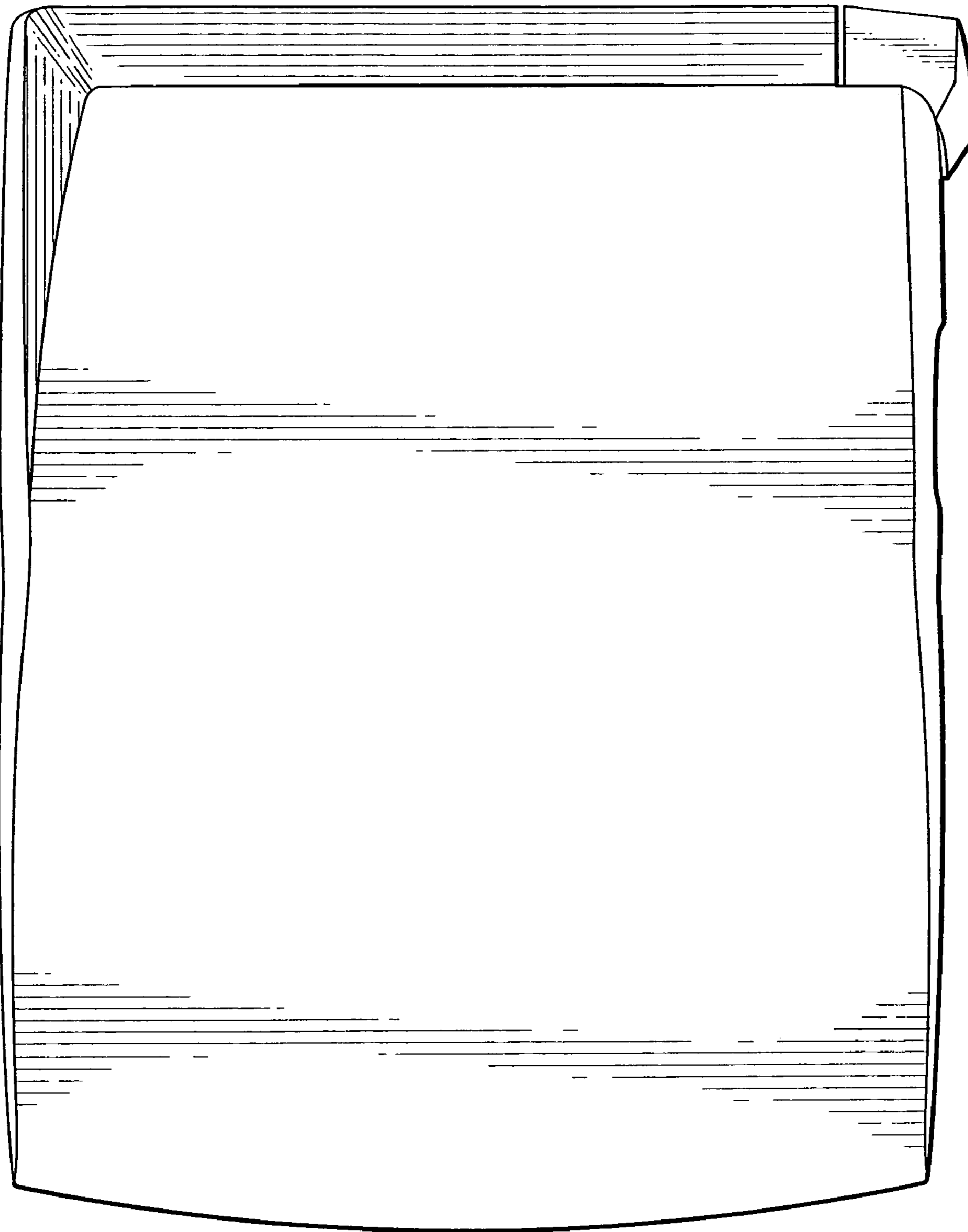


FIG. 7